



**MARKET
OPERATOR**

/EQUILIBRIUM ENERGY/

**EMPHASES
OF DAM AND IDM
June 2023**

3
2
0
2
3

DAM results

DAM traded volume

1 437 843.9
MWh

DAM price
(Product Base)

2 890.05
UAH/MWh

Transferred to
electricity sellers
on the DAM

5.127
UAH billion
(including VAT)

Legislative changes in the electricity market, extended in June:

NEURC's Resolution №332 dated on 25.02.2022 (with NEURC's Resolution amendments №1007 dated on 31.05.2023)
«On ensuring the stable operation of the electric energy market, including the financial condition of participants in the electric energy market during the martial law period in Ukraine»:
from 30.06.2023 the price caps on minimum and maximum declared prices for the delivery day of 01.07.2023 were suspended on the DAM

NEURC's Resolution №1126 dated on 27.06.2023 "On Establishment of marginal prices on the day-ahead market, intraday market and balancing market":

According to the Methodology on definition of significant price fluctuations, and the price caps setting on the "day-ahead" market, the intraday market and the balancing market, the price caps for DAM, IDM and BM were revised.
As of 30.06.2023 for the delivery day 01.07.2023:

There are maximum price caps:

1. on the DAM and the IDM:
from 00:00 to 07:00 and from 23:00 to 24:00 - UAH 3,000.00/MWh;
from 07:00 to 19:00 - UAH 5,600.00/MWh;
from 19:00 to 23:00 - 7 200.00 UAH/MWh;
2. on the BM: 125% of the DAM price,

There are minimum price caps:

1. on the DAM and the IDM: 10.00 UAH/MWh
2. on the BM: 0.01 UAH/MWh

Increasing of opportunity for electricity imports:
up to 1200 MW from the Continental Europe zone to Ukraine and Moldova (an increase is 150 MW from June 21).

The maximum cross-border transmission capacity for electricity exports to Europe is 400 MW. of electricity to Europe is 400 MW.

Separately, the cross-border transmission capacity for imports via the modernized line "Khmelnyska NPP-Rzeszów line is 200 MW, and 350 MW for export.

IDM results

IDM traded volume

191 835.5
MWh

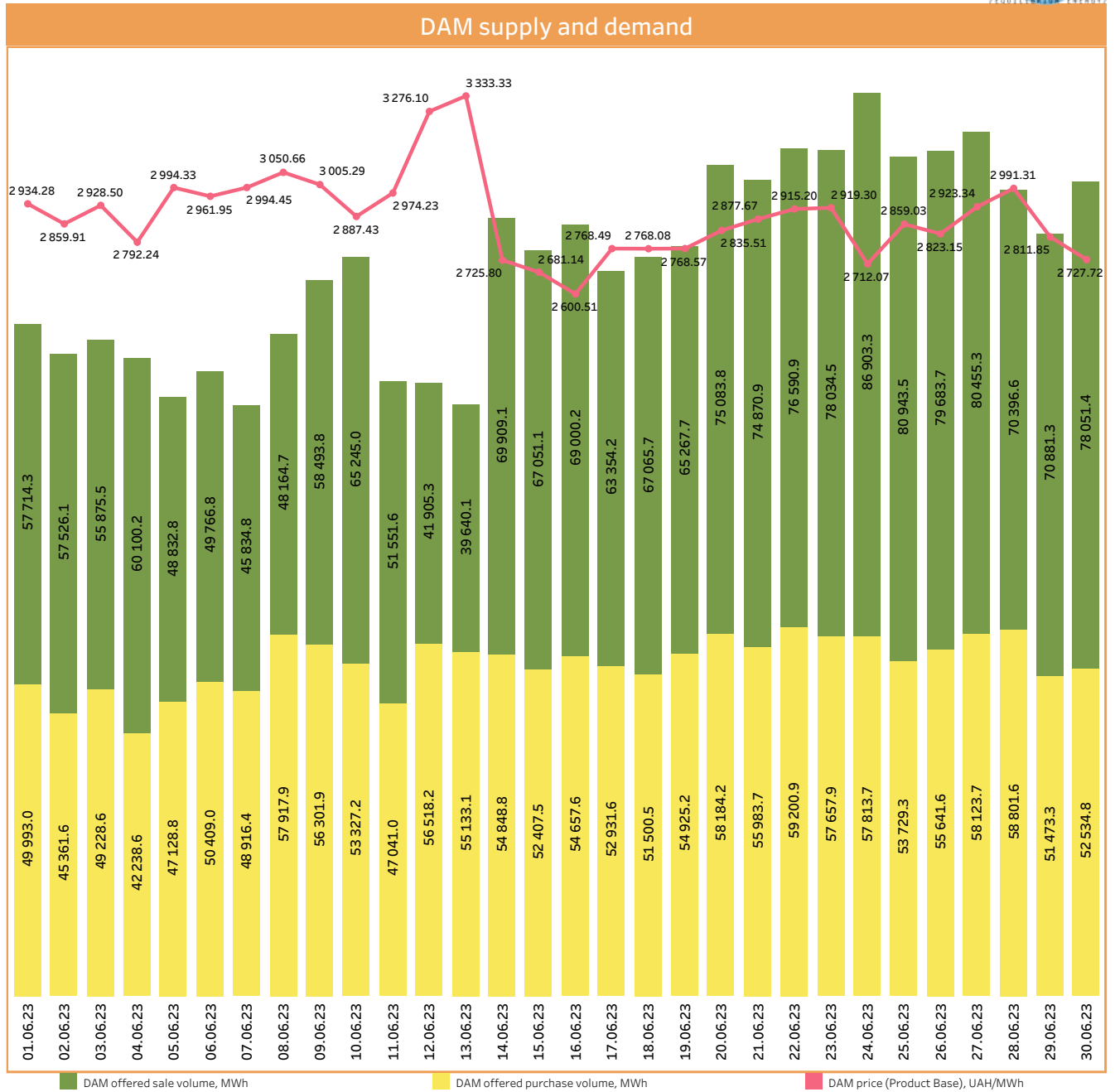
IDM weighted
average price

2 935.68
UAH/MWh

Transferred to
electricity sellers
on the IDM

0.676
UAH billion
(including VAT)

DAM emphases	
DAM price (Product Base)	2 890.05 UAH/MWh
DAM price (Product Base) change	+1.57%
	+ 44.63 UAH/MWh
DAM traded volume	1 437 843.9 MWh
DAM traded volume change	-5.78%
	-88 213.6 MWh
Demand	1 599 931.2 MWh
Demand change	+0.88%
	+13 962.9 MWh
Supply	1 934 194.2 MWh
Supply change	-11.86%
	-260 154.9 MWh



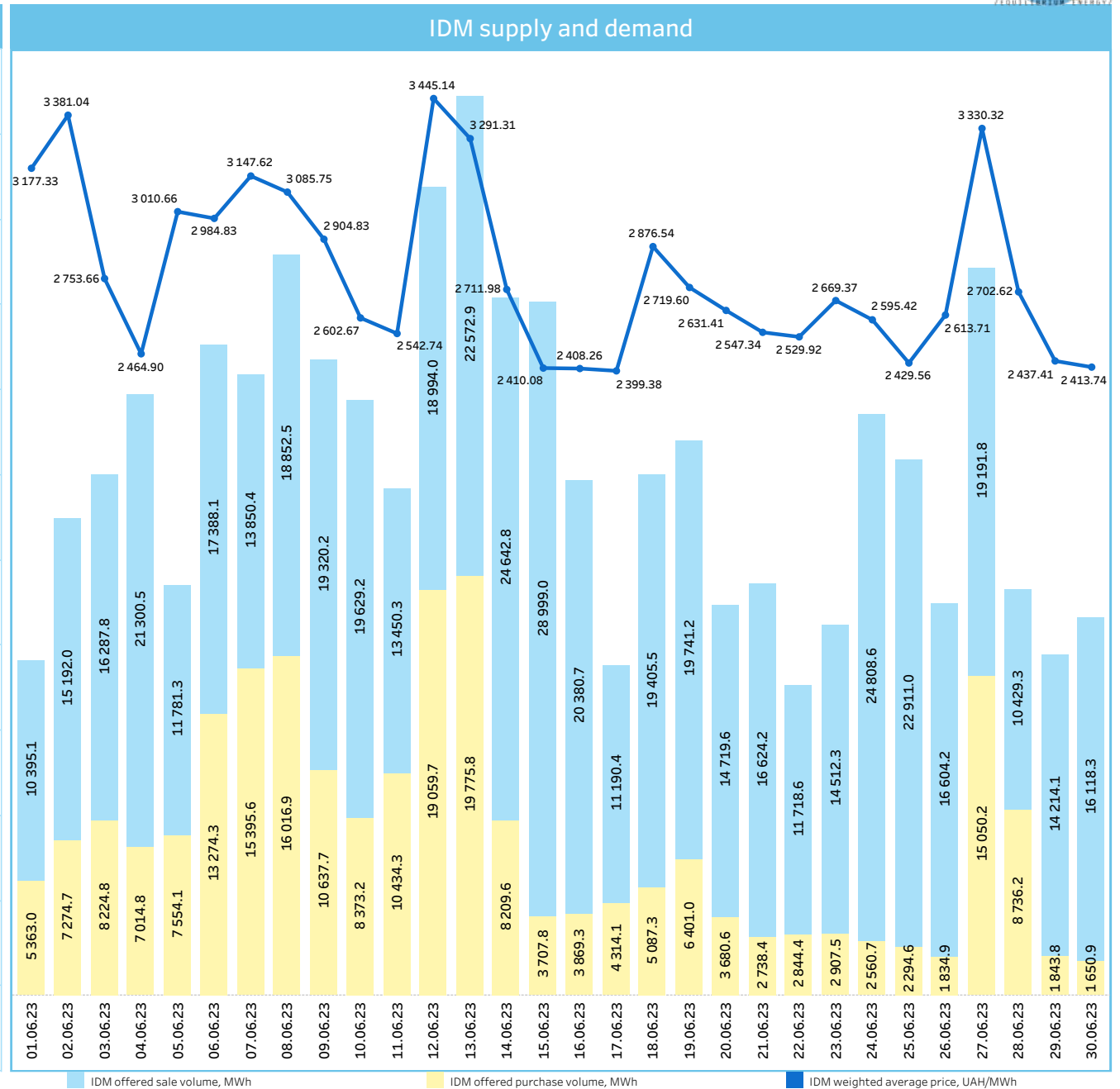
*Compared with May 2023 **all prices are net of VAT ***Ukraine's IPS data

DAM offered sale volume, MWh

DAM offered purchase volume, MWh

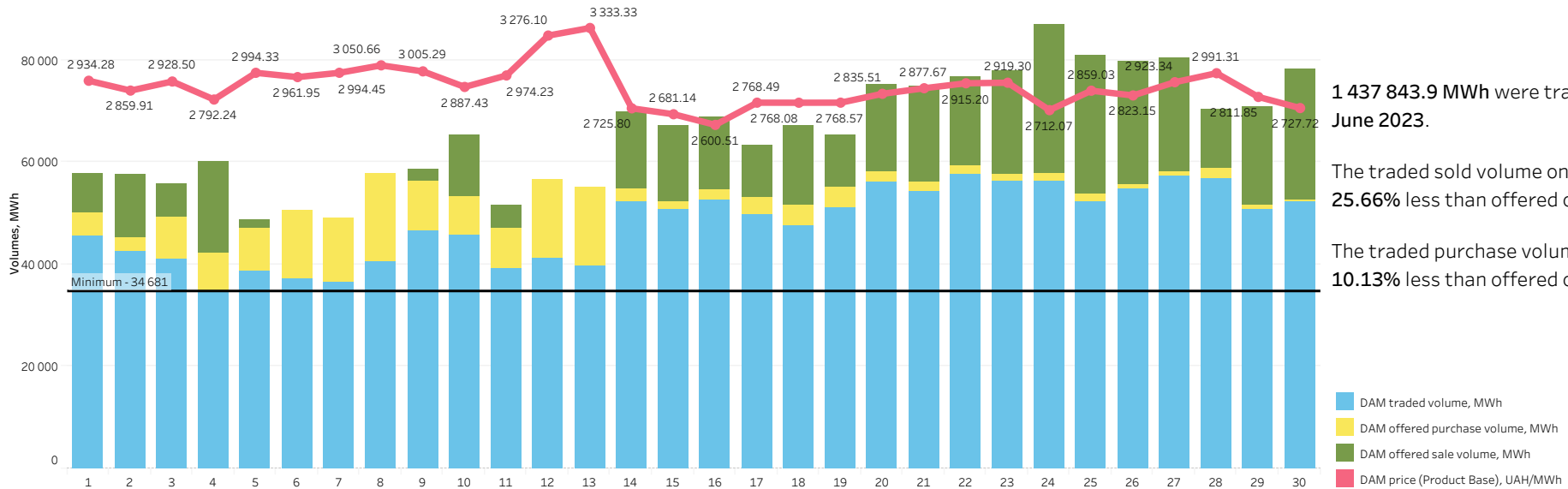
DAM price (Product Base), UAH/MWh

IDM emphases	
IDM weighted average price	2 935.68 UAH/MWh
IDM weighted average price change	-11.5%
	-382.36 UAH/MWh
IDM traded volume	191 835.5 MWh
IDM traded volume change	+80.27%
	+85 422.2 MWh
Demand	226 130.2 MWh
Demand change	+78.69%
	+99 582.6 MWh
Supply	525 225.9 MWh
Supply change	2.60%
	+13 298.1 MWh



*Compared with May 2023 **all prices are net of VAT ***Ukraine's IPS data

Prices, traded and offered volumes on the DAM



1 437 843.9 MWh were traded on the DAM in June 2023.

The traded sold volume on the DAM was 25.66% less than offered one for June.

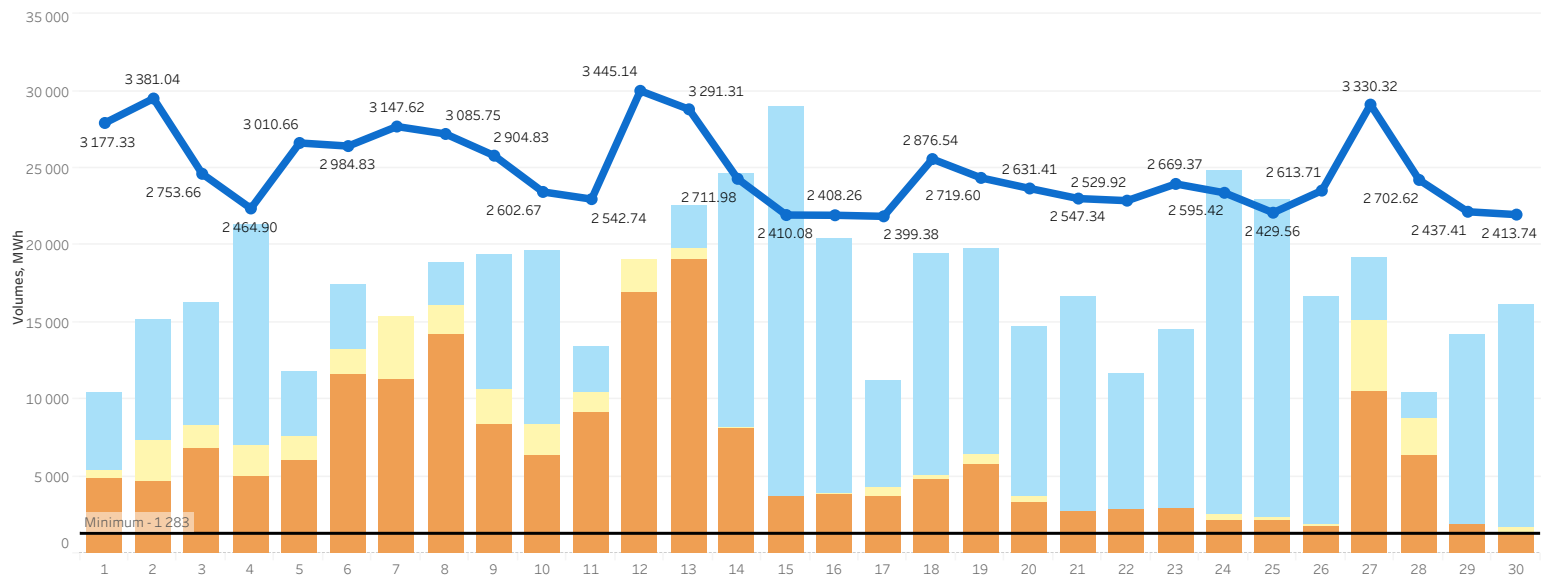
The traded purchase volume on the DAM was 10.13% less than offered one.

Prices, traded and offered volumes on the IDM

191 835.5 MWh were traded on the IDM in June 2023.

The traded sold volume on the IDM was 63.48% less than offered one for June.

The traded purchase volume on the IDM was 15.17% less than offered one.



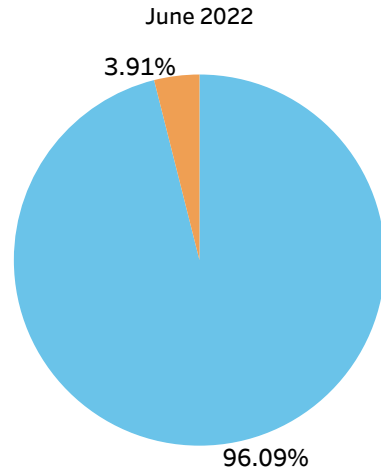
*all prices are net of VAT **IPS Ukraine data

Comparison of the electricity traded volumes on the DAM and IDM for June 2022 and 2023

The total traded volume of electricity amounted to **427 728.3 MWh** in **June 2022**.

The share of the DAM was **96.09%** or **411 007.7 MWh** in the total volume.

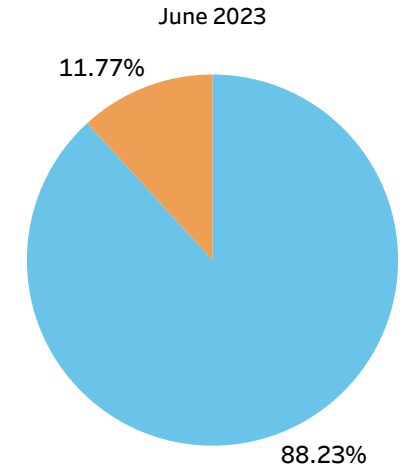
The share of the IDM was **3.91%** or **16 720.6 MWh** in the total volume.



The total traded volume of electricity amounted to **1 629 679.4 MWh** in **June 2023**.

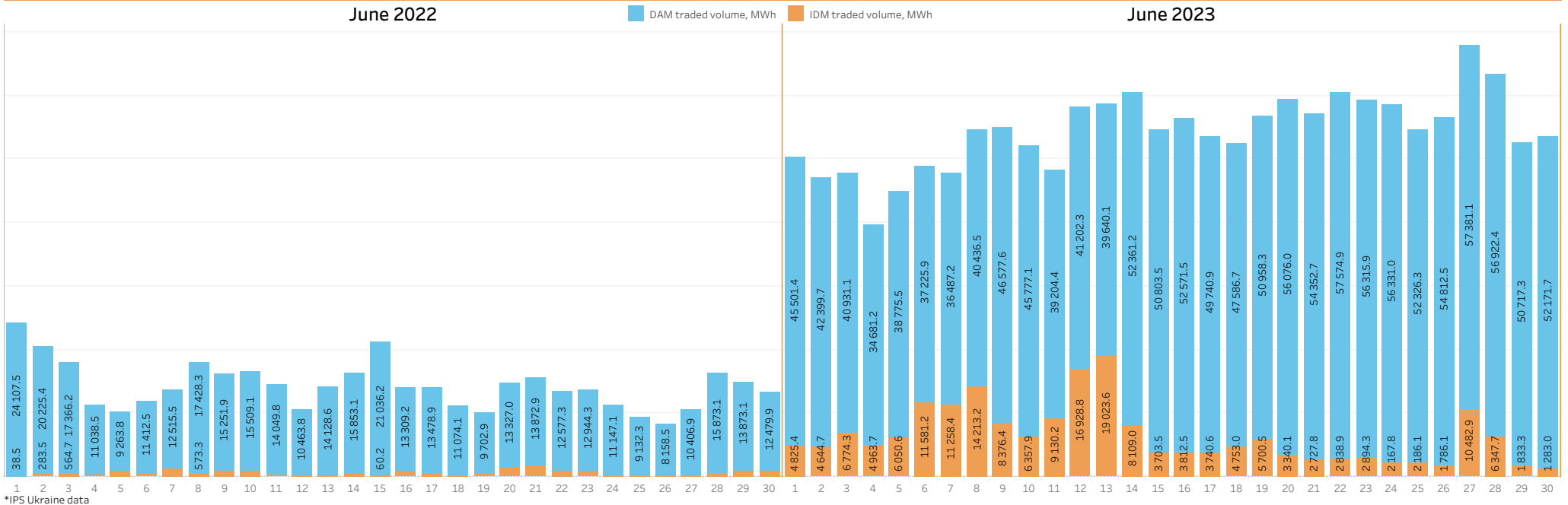
The share of the DAM was **88.23%** or **1 437 843.9 MWh** in the total volume.

The share of the IDM was **11.77%** or **191 835.5 MWh** in the total volume.



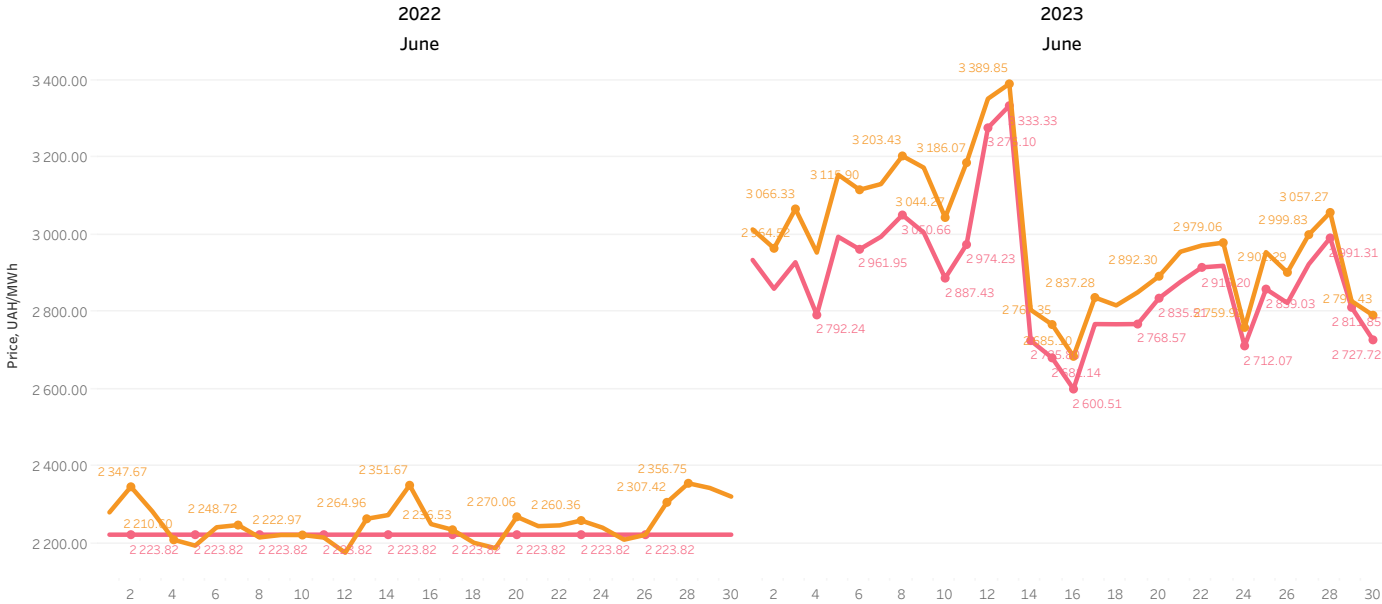
In June 2023 the total traded volume was **73.75%** or **1 201 951.1 MWh** more than the total traded volume in June 2022: on the DAM traded volume was **71.41%** or **1 026 836.2 MWh** higher, on the IDM traded volume was **91.28%** or **175 114.9 MWh** higher.

Distribution of traded volumes



*IPS Ukraine data

DAM prices comparison: price (Product Base) and weighted average price



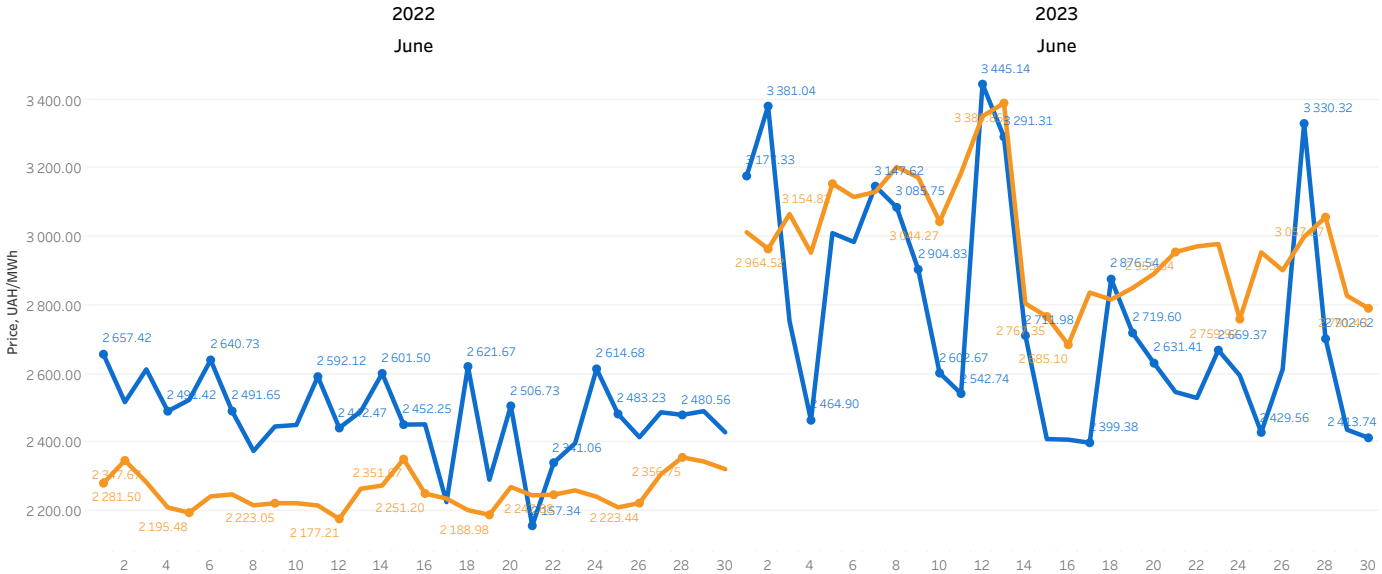
In June 2023:
 DAM price (Product Base) was 2 890.05 UAH/MWh;
 DAM weighted average price was 2 971.47 UAH/MWh;
 DAM price (Product Peak) was 3 160.15 UAH/MWh;
 DAM price (Product OffPeak) was 2 619.95 UAH/MWh.

The difference between the DAM price (Product Base) and the weighted average price on the DAM was 81.42 UAH/MWh.

In June 2022:
 DAM price (Product Base) was 2 223.82 UAH/MWh;
 DAM weighted average price was 2 261.82 UAH/MWh.

In June 2023 the DAM price (Product Base) was 666.23 UAH/MWh higher than the DAM price (Product Base) in June 2022.

Weighted average prices comparison : on the DAM and IDM



In June 2023 the DAM weighted average price was 708.65 UAH/MWh higher than the DAM weighted average price in June 2022.

In June 2023:
 IDM weighted average price was 2 935.68 UAH/MWh.

In June 2022:
 IDM weighted average price was 2 437.49 UAH/MWh.

The IDM weighted average price was 498.19 UAH/MWh higher in June 2023 than the IDM weighted average price in June 2022.

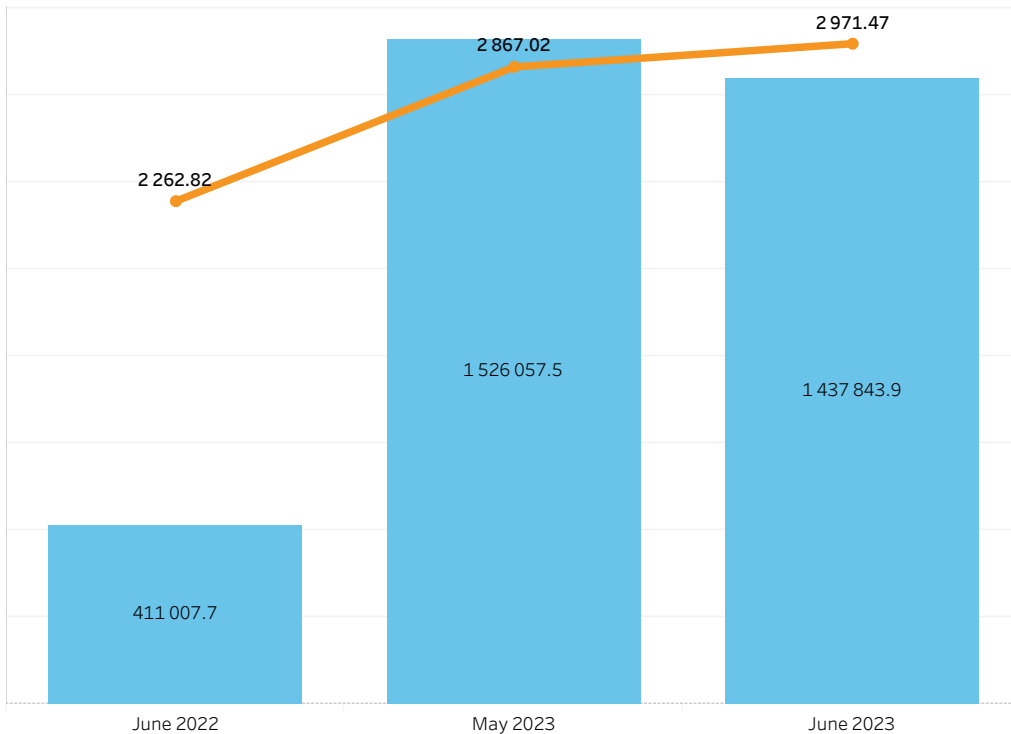
*all prices are net of VAT

Weighted average prices and traded volumes on the DAM and on the IDM compared with the previous periods

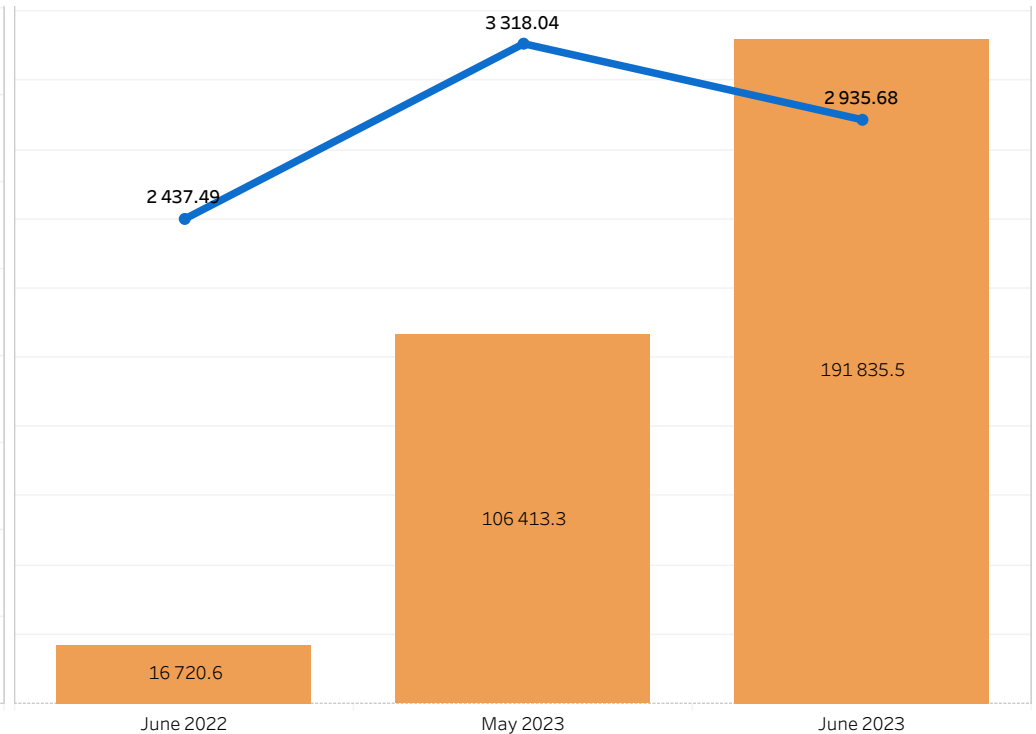


Indicator	June 2022	May 2023	June 2023	1 decade of June 2023	2 decade of June 2023	3 decade of June 2023
DAM weighted average price, UAH/MWh	2 262.82	2 867.02	2 971.47	3 082.19	2 933.78	2 921.98
DAM traded volume, MWh	411 007.7	1 526 057.5	1 437 843.9	408 793.2	480 144.9	548 905.8
IDM weighted average price, UAH/MWh	2 437.49	3 318.04	2 935.68	2 971.50	2 954.80	2 810.44
IDM traded volume, MWh	16 720.6	106 413.3	191 835.5	79 045.8	78 241.8	34 547.9

Weighted average prices and traded volumes on the DAM for the periods: June 2022, May 2023 and June 2023

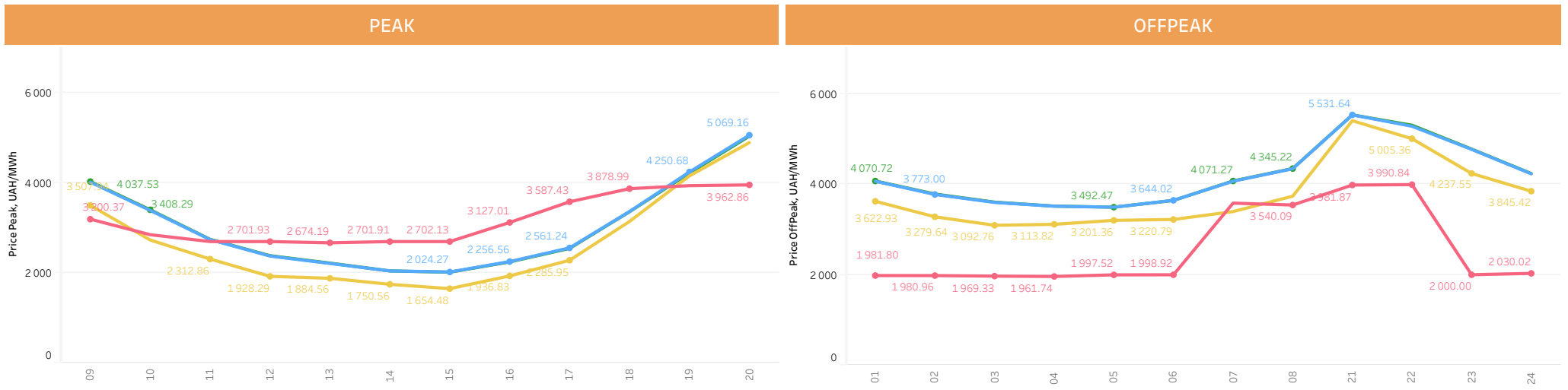


Weighted average prices and traded volumes on the IDM for the periods: June 2022, May 2023 and June 2023



*all prices are net of VAT **IPS Ukraine data

DAM hourly prices (Peak Product and OffPeak Product)*: Ukraine, Romania, Slovak Republic and Hungary

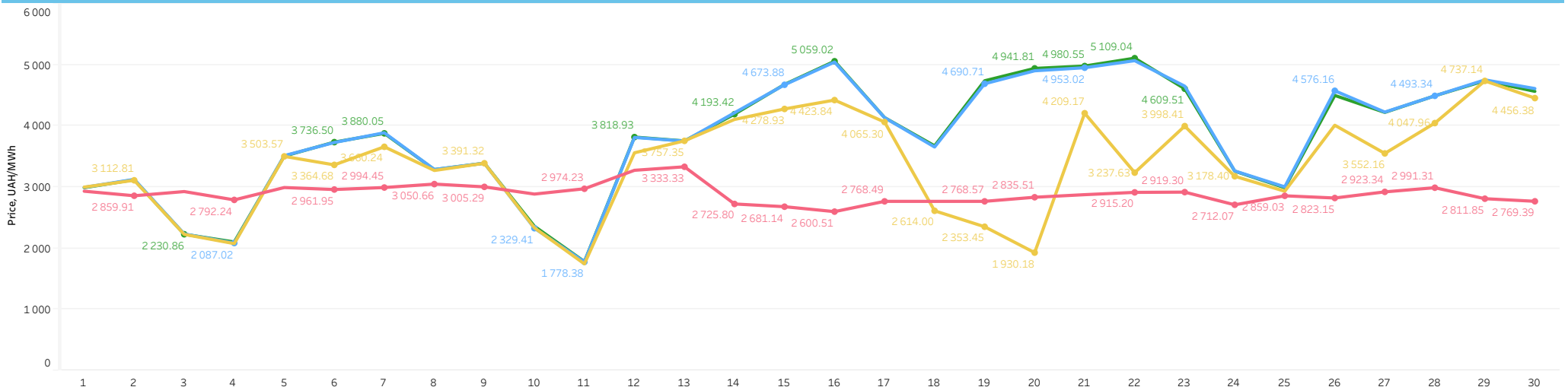


DAM prices (Product Base) were amounted to*:
 Ukraine: 2 891.44 UAH/MWh;
 Romania: 3 223.68 UAH/MWh;
 Slovak Republic: 3 828.96 UAH/MWh;
 Hungary: 3 829.19 UAH/MWh.

DAM prices (Product Peak) were amounted to*:
 Ukraine: 3 190.88 UAH/MWh;
 Romania: 3 959.77 UAH/MWh;
 Slovak Republic: 3 370.52 UAH/MWh;
 Hungary: 3 368.20 UAH/MWh.

DAM prices (Product OffPeak) were amounted to*:
 Ukraine: 2 591.99 UAH/MWh;
 Romania: 3 783.63 UAH/MWh;
 Slovak Republic: 4 287.40 UAH/MWh;
 Hungary: 4 290.18 UAH/MWh.

The DAM prices (Product Base) of Ukraine, Romania, Slovak Republic and Hungary



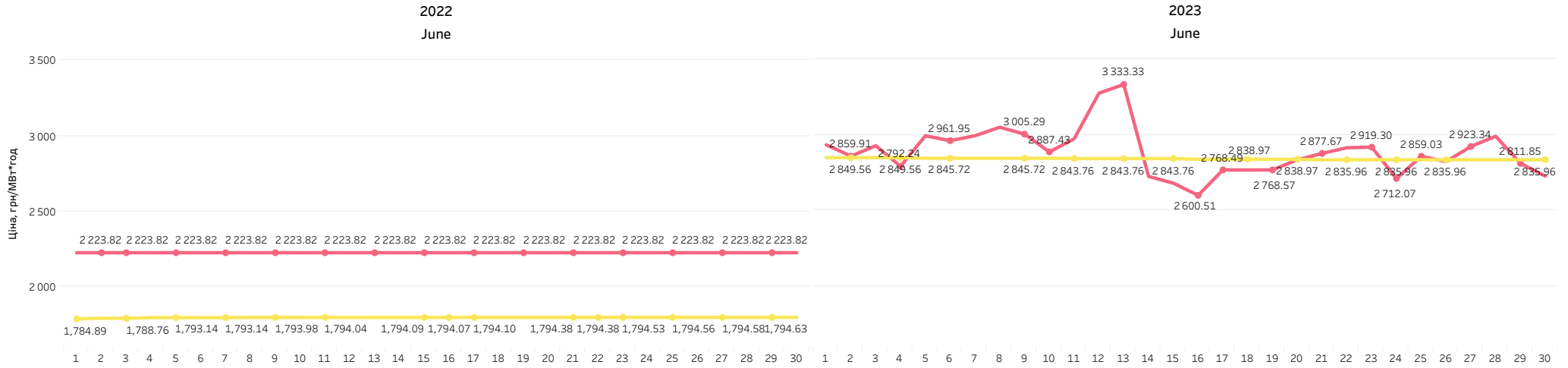
■ Ukraine DAM price, UAH/MWh
 ■ Romania DAM price, UAH/MWh
 ■ Slovak Republic DAM price, UAH/MWh
 ■ Hungary DAM price, UAH/MWh

*the calculation was made according to the unified Central European Time (CET)
 all prices are net of VAT *Ukraine's IPS data

DAM and BCM prices comparison for June 2022 and 2023



The DAM and the BCM prices



■ BCM price (Product Base), UAH/MWh ■ DAM price (Product Base), UAH/MWh

In June 2022:

DAM price (Product Base) was 2 223.82 UAH/MWh;
BCM price (Product Base) was 1 793.47 UAH/MWh.

The DAM price was 430.35 UAH/MWh higher than the BCM price.

In June 2023:

DAM price (Product Base) was 2 890.05 UAH/MWh;
BCM price (Product Base) was 2 841.50 UAH/MWh.

The DAM price was 48.55 UAH/MWh higher than the BCM price.

Day	2022			2023		
	DAM price (Product Base), UAH/MWh	BCM price (Product Base), UAH/MWh	Price difference, UAH/MWh	DAM price (Product Base), UAH/MWh	BCM price (Product Base), UAH/MWh	Price difference, UAH/MWh
1	2 223.82	1 784.89	-438.93	2 934.28	2 849.56	-84.72
2	2 223.82	1 788.76	-435.06	2 859.91	2 849.56	-10.35
3	2 223.82	1 788.76	-435.06	2 928.50	2 849.56	-78.94
4	2 223.82	1 793.14	-430.68	2 792.24	2 849.56	+57.32
5	2 223.82	1 793.14	-430.68	2 994.33	2 845.72	-148.61
6	2 223.82	1 793.14	-430.68	2 961.95	2 845.72	-116.23
7	2 223.82	1 793.14	-430.68	2 994.45	2 845.72	-148.73
8	2 223.82	1 793.98	-429.84	3 050.66	2 845.72	-204.94
9	2 223.82	1 793.98	-429.84	3 005.29	2 845.72	-159.57
10	2 223.82	1 794.00	-429.82	2 887.43	2 845.72	-41.71
11	2 223.82	1 794.04	-429.78	2 974.23	2 843.76	-130.47
12	2 223.82	1 794.04	-429.78	3 276.10	2 843.76	-432.34
13	2 223.82	1 794.09	-429.73	3 333.33	2 843.76	-489.57
14	2 223.82	1 794.09	-429.73	2 725.80	2 843.76	+117.96
15	2 223.82	1 794.09	-429.73	2 681.14	2 843.76	+162.62
16	2 223.82	1 794.07	-429.75	2 600.51	2 838.97	+238.46
17	2 223.82	1 794.10	-429.72	2 768.49	2 838.97	+70.48
18	2 223.82	1 794.38	-429.44	2 768.08	2 838.97	+70.89
19	2 223.82	1 794.38	-429.44	2 768.57	2 838.97	+70.40
20	2 223.82	1 794.38	-429.44	2 768.51	2 838.97	+3.46
21	2 223.82	1 794.38	-429.44	2 877.67	2 835.09	-42.58
22	2 223.82	1 794.38	-429.44	2 915.20	2 835.96	-79.24
23	2 223.82	1 794.53	-429.29	2 919.30	2 835.96	-83.34
24	2 223.82	1 794.56	-429.26	2 712.07	2 835.96	+123.89
25	2 223.82	1 794.56	-429.26	2 859.03	2 835.96	-23.07
26	2 223.82	1 794.58	-429.24	2 823.15	2 835.96	+12.81
27	2 223.82	1 794.58	-429.24	2 923.34	2 835.96	-87.38
28	2 223.82	1 794.58	-429.24	2 991.31	2 835.96	-155.35
29	2 223.82	1 794.63	-429.19	2 811.85	2 835.96	+24.11
30	2 223.82	1 794.63	-429.19	2 727.72	2 835.96	+108.24
Average indicator	2 223.82	1 793.47	-430.35	2 890.05	2 841.50	-48.55

*The BCM price was calculated according to the results of UEB auctions for the sale of electricity under bilateral contracts held in the previous month(May) and the month of supply (June), for the purchase and sale of base load electricity for the month of supply (June 2022 and June 2023, respectively)

all prices are net of VAT *Ukraine's IPS data