



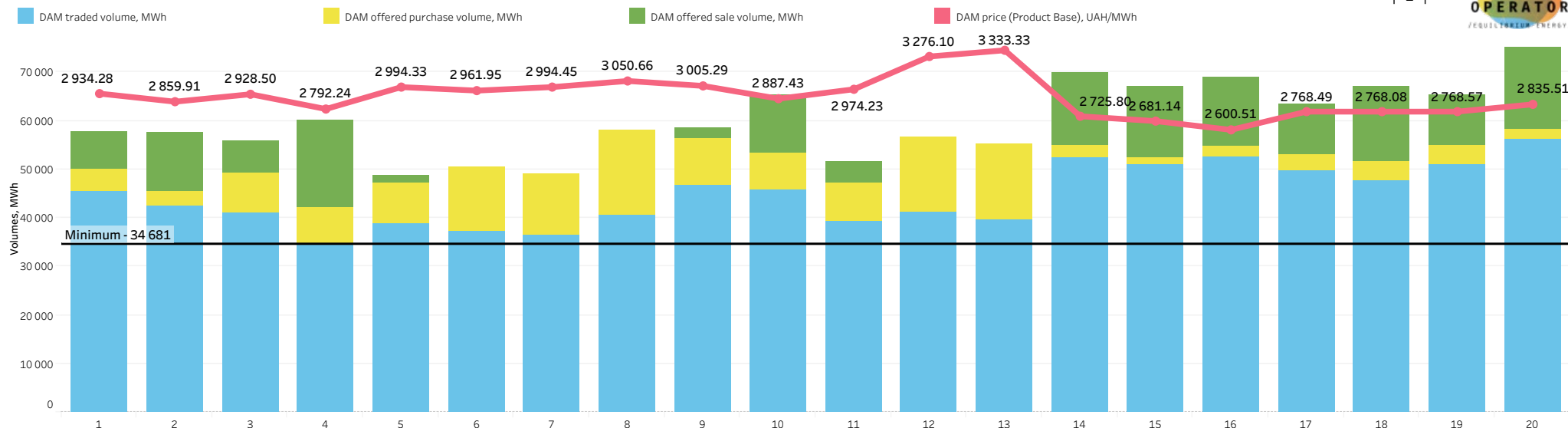
# MARKET OPERATOR

/EQUILIBRIUM ENERGY/

## Comparative analysis of the market for 20 days of June 2023:

1. Analysis of the day-ahead market (DAM) operation;
2. Analysis of the intraday market (IDM) operation;
3. Comparative analysis of DAM prices in Ukraine, Romania, Slovak Republic and Hungary;
4. Comparative analysis of DAM and bilateral contracts market (BCM) prices.

## Prices, traded and offered volumes on the DAM for the period: June 1-20, 2023



888 938.1 MWh were traded on the DAM in the two decade of June 2023.

The largest traded volume of DAM was fixed in amount of 56 076.0 MWh on June 20 (Tuesday),

and the smallest one - in amount of 34 681.2 MWh on June 4 (Sunday).

The traded **sold** volume on the DAM was **23.19%** less than offered one for the 20 days of June 2023.

The traded **purchased** volume on the DAM was **14.44%** less than offered one for the same period.

Date	DAM price (Product Base), UAH/MWh	DAM traded volume, MWh	DAM offered purchase volume, MWh	DAM offered sale volume, MWh	The difference between the DAM traded and offered purchase volume	The difference between the DAM traded and offered sale volume
1 June 2023	2 934.28	45 501.4	49 993.0	57 714.3	-8.98%	-21.16%
2 June 2023	2 859.91	42 399.7	45 361.6	57 526.1	-6.53%	-26.29%
3 June 2023	2 928.50	40 931.1	49 228.6	55 875.5	-16.86%	-26.75%
4 June 2023	2 792.24	34 681.2	42 238.6	60 100.2	-17.89%	-42.29%
5 June 2023	2 994.33	38 775.5	47 128.8	48 832.8	-17.72%	-20.60%
6 June 2023	2 961.95	37 225.9	50 409.0	49 766.8	-26.15%	-25.20%
7 June 2023	2 994.45	36 487.2	48 916.4	45 834.8	-25.41%	-20.39%
8 June 2023	3 050.66	40 436.5	57 917.9	48 164.7	-30.18%	-16.05%
9 June 2023	3 005.29	46 577.6	56 301.9	58 493.8	-17.27%	-20.37%
10 June 2023	2 887.43	45 777.1	53 327.2	65 245.0	-14.16%	-29.84%
11 June 2023	2 974.23	39 204.4	47 041.0	51 551.6	-16.66%	-23.95%
12 June 2023	3 276.10	41 202.3	56 518.2	41 905.3	-27.10%	-1.68%
13 June 2023	3 333.33	39 640.1	55 133.1	39 640.1	-28.10%	0.00%
14 June 2023	2 725.80	52 361.2	54 848.8	69 909.1	-4.54%	-25.10%
15 June 2023	2 681.14	50 803.5	52 407.5	67 051.1	-3.06%	-24.23%
16 June 2023	2 600.51	52 571.5	54 657.6	69 000.2	-3.82%	-23.81%
17 June 2023	2 768.49	49 740.9	52 931.6	63 354.2	-6.03%	-21.49%
18 June 2023	2 768.08	47 586.7	51 500.5	67 065.7	-7.60%	-29.04%
19 June 2023	2 768.57	50 958.3	54 925.2	65 267.7	-7.22%	-21.92%
20 June 2023	2 835.51	56 076.0	58 184.2	75 083.8	-3.62%	-25.32%
<b>Total for period</b>	<b>2 907.04</b>	<b>888 938.1</b>	<b>1 038 970.7</b>	<b>1 157 382.8</b>	<b>-14.44%</b>	<b>-23.19%</b>

\*all prices are net of VAT \*\*Ukraine's IPS data

## Prices, traded and offered volumes on the IDM for the period: June 1-20, 2023



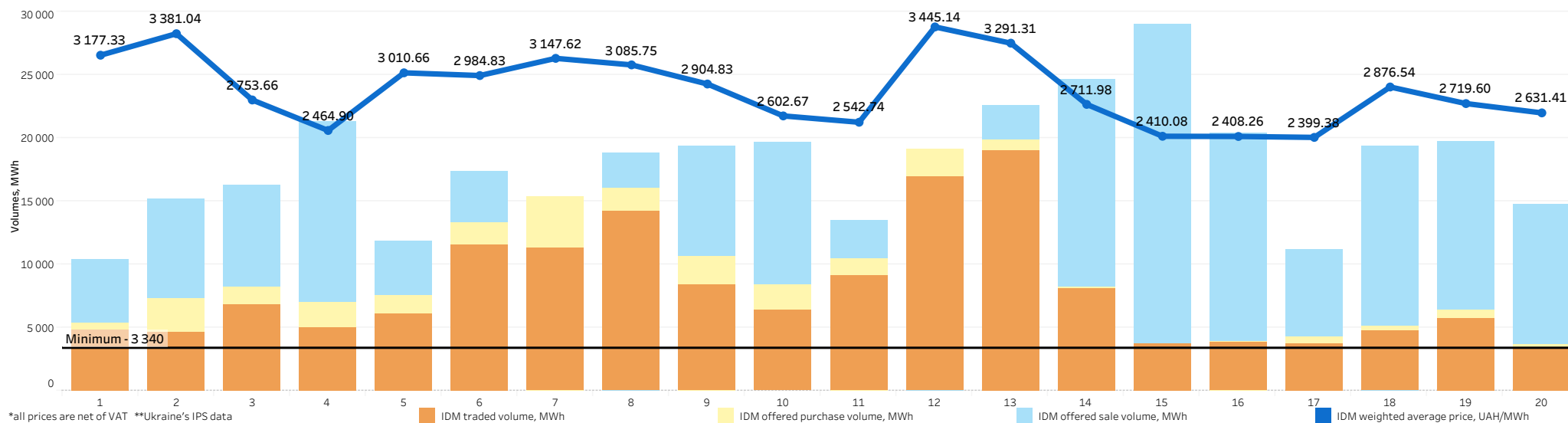
Date	IDM weighted average price, UAH/MWh	IDM traded volume, MWh	IDM offered purchase volume, MWh	IDM offered sale volume, MWh	The difference between the IDM traded and offered purchase volume	The difference between the IDM traded and offered sale volume
1 June 2023	3 177.33	4 825.4	5 363.0	10 395.1	-10.02%	-53.58%
2 June 2023	3 381.04	4 644.7	7 274.7	15 192.0	-36.15%	-69.43%
3 June 2023	2 753.66	6 774.3	8 224.8	16 287.8	-17.64%	-58.41%
4 June 2023	2 464.90	4 963.7	7 014.8	21 300.5	-29.24%	-76.70%
5 June 2023	3 010.66	6 050.6	7 554.1	11 781.3	-19.90%	-48.64%
6 June 2023	2 984.83	11 581.2	13 274.3	17 388.1	-12.75%	-33.40%
7 June 2023	3 147.62	11 258.4	15 395.6	13 850.4	-26.87%	-18.71%
8 June 2023	3 085.75	14 213.2	16 016.9	18 852.5	-11.26%	-24.61%
9 June 2023	2 904.83	8 376.4	10 637.7	19 320.2	-21.26%	-56.64%
10 June 2023	2 602.67	6 357.9	8 373.2	19 629.2	-24.07%	-67.61%
11 June 2023	2 542.74	9 130.2	10 434.3	13 450.3	-12.50%	-32.12%
12 June 2023	3 445.14	16 928.8	19 059.7	18 994.0	-11.18%	-10.87%
13 June 2023	3 291.31	19 023.6	19 775.8	22 572.9	-3.80%	-15.72%
14 June 2023	2 711.98	8 109.0	8 209.6	24 642.8	-1.23%	-67.09%
15 June 2023	2 410.08	3 703.5	3 707.8	28 999.0	-0.12%	-87.23%
16 June 2023	2 408.26	3 812.5	3 869.3	20 380.7	-1.47%	-81.29%
17 June 2023	2 399.38	3 740.6	4 314.1	11 190.4	-13.29%	-66.57%
18 June 2023	2 876.54	4 753.0	5 087.3	19 405.5	-6.57%	-75.51%
19 June 2023	2 719.60	5 700.5	6 401.0	19 741.2	-10.94%	-71.12%
20 June 2023	2 631.41	3 340.1	3 680.6	14 719.6	-9.25%	-77.31%
<b>Total for period</b>	<b>2 963.19</b>	<b>157 287.6</b>	<b>183 668.6</b>	<b>358 093.5</b>	<b>-14.36%</b>	<b>-56.08%</b>

157 287.6 MWh were traded on the IDM in the two decade of June 2023.

The largest traded volume of IDM was fixed in amount of **19 023.6 MWh** on **June 13 (Tuesday)**, and the smallest one - in amount of **3 340.1 MWh** on **June 20 (Tuesday)**.

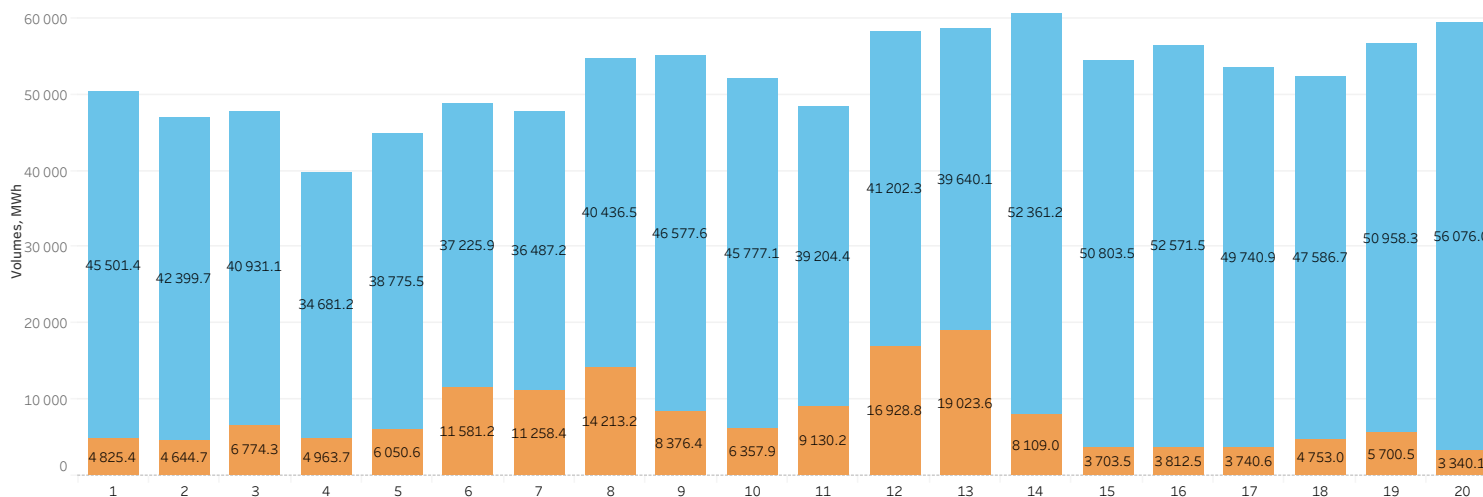
The traded **sold** volume on the IDM was **56.08%** less than offered one for the 20 days of June 2023.

The traded **purchased** volume on the IDM was **14.36%** less than offered one for the same period.



# Distribution of the electricity traded volumes on the DAM and IDM for the period: June 1-20, 2023

## Distribution of traded volumes on the DAM and IDM



The **total traded** amount of electricity within the two market segments amounted to **1 046 225.7 MWh** in the two decade of June 2023.

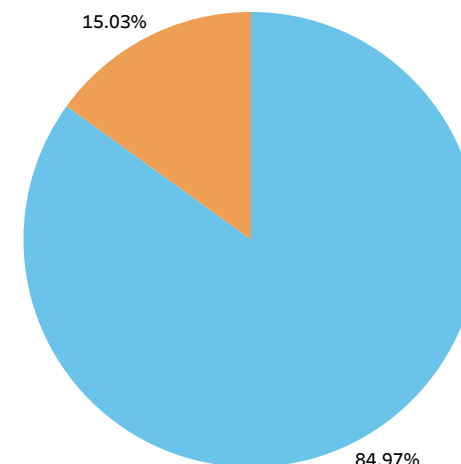
The share of the **DAM** was **84.97%** or **888 938.1 MWh** in the total volume, while the share of the **IDM** was **15.03%** or **157 287.6 MWh**.

The largest traded volume within the two market segments was fixed in amount of **60 470.2 MWh** on **June 14 (Wednesday)**, as well as the smallest one - in amount of **39 644.9 MWh** on **June 4 (Sunday)**.

## Volumes on the DAM and IDM

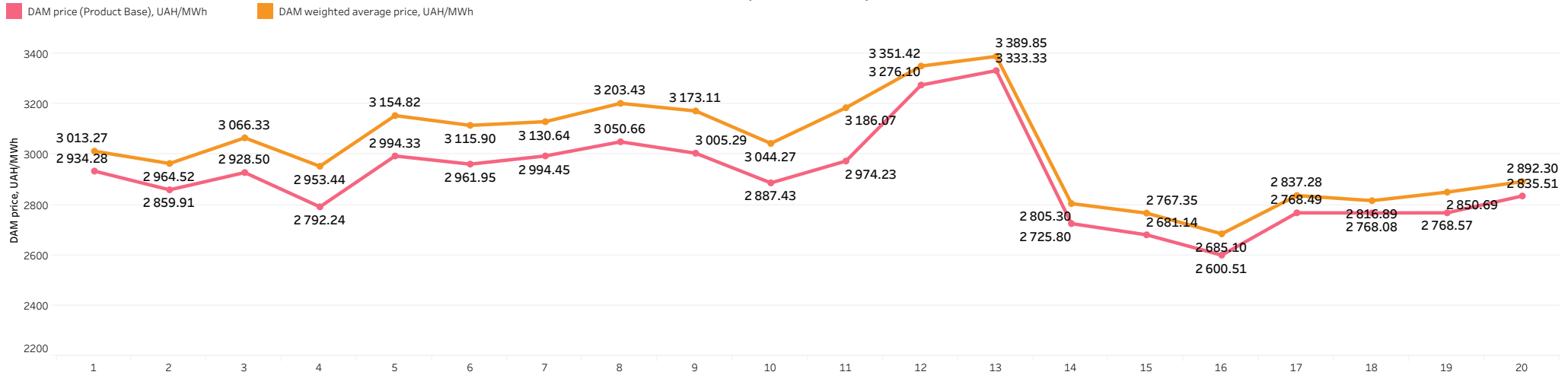
Date	Total volume, MWh	DAM traded volume, MWh	The share of the DAM volume in the total volume	IDM traded volume, MWh	The share of the IDM volume in the total volume
1 June 2023	50 326.8	45 501.4	90.41%	4 825.4	9.59%
2 June 2023	47 044.4	42 399.7	90.13%	4 644.7	9.87%
3 June 2023	47 705.4	40 931.1	85.80%	6 774.3	14.20%
4 June 2023	39 644.9	34 681.2	87.48%	4 963.7	12.52%
5 June 2023	44 826.1	38 775.5	86.50%	6 050.6	13.50%
6 June 2023	48 807.1	37 225.9	76.27%	11 581.2	23.73%
7 June 2023	47 745.6	36 487.2	76.42%	11 258.4	23.58%
8 June 2023	54 649.7	40 436.5	73.99%	14 213.2	26.01%
9 June 2023	54 954.0	46 577.6	84.76%	8 376.4	15.24%
10 June 2023	52 135.0	45 777.1	87.80%	6 357.9	12.20%
11 June 2023	48 334.6	39 204.4	81.11%	9 130.2	18.89%
12 June 2023	58 131.1	41 202.3	70.88%	16 928.8	29.12%
13 June 2023	58 663.7	39 640.1	67.57%	19 023.6	32.43%
14 June 2023	60 470.2	52 361.2	86.59%	8 109.0	13.41%
15 June 2023	54 507.0	50 803.5	93.21%	3 703.5	6.79%
16 June 2023	56 384.0	52 571.5	93.24%	3 812.5	6.76%
17 June 2023	53 481.5	49 740.9	93.01%	3 740.6	6.99%
18 June 2023	52 339.7	47 586.7	90.92%	4 753.0	9.08%
19 June 2023	56 658.8	50 958.3	89.94%	5 700.5	10.06%
20 June 2023	59 416.1	56 076.0	94.38%	3 340.1	5.62%
<b>Total for period</b>	<b>1 046 225.7</b>	<b>888 938.1</b>	<b>84.97%</b>	<b>157 287.6</b>	<b>15.03%</b>

■ DAM traded volume, MWh  
■ IDM traded volume, MWh



## The DAM prices for the period: June 1-20, 2023

The DAM prices comparison: price (Product Base) and weighted average price



The DAM prices

Date	DAM price (Product Base), UAH/MWh	Comparison of the DAM price with the previous day	DAM weighted average price, UAH/MWh	The difference between the DAM weighted average price and the DAM price (Product Base), UAH/MWh	DAM price (Product Peak), UAH/MWh	DAM price (Product OffPeak), UAH/MWh
1 June 2023	2934.28	-0.62%	3013.27	+78.99	3202.66	2665.89
2 June 2023	2859.91	-2.53%	2964.52	+104.61	3053.15	2666.67
3 June 2023	2928.50	2.40%	3066.33	+137.83	3190.62	2666.38
4 June 2023	2792.24	-4.65%	2953.44	+161.20	2982.40	2602.08
5 June 2023	2994.33	7.24%	3154.82	+160.49	3321.98	2666.67
6 June 2023	2961.95	-1.08%	3115.90	+153.95	3257.23	2666.67
7 June 2023	2994.45	1.10%	3130.64	+136.19	3322.22	2666.67
8 June 2023	3050.66	1.88%	3203.43	+152.77	3434.65	2666.67
9 June 2023	3005.29	-1.49%	3173.11	+167.82	3343.92	2666.67
10 June 2023	2887.43	-3.92%	3044.27	+156.84	3119.44	2655.42
11 June 2023	2974.23	3.01%	3186.07	+211.84	3282.24	2666.22
12 June 2023	3276.10	10.15%	3351.42	+75.32	3885.53	2666.67
13 June 2023	3333.33	1.75%	3389.85	+56.52	4000.00	2666.67
14 June 2023	2725.80	-18.23%	2805.30	+79.50	2857.67	2593.92
15 June 2023	2681.14	-1.64%	2767.35	+86.21	2807.44	2554.83
16 June 2023	2600.51	-3.01%	2685.10	+84.59	2740.23	2460.80
17 June 2023	2768.49	6.46%	2837.28	+68.79	2983.57	2553.41
18 June 2023	2768.08	-0.01%	2816.89	+48.81	2984.24	2551.92
19 June 2023	2768.57	0.02%	2850.69	+82.12	2983.62	2553.53
20 June 2023	2835.51	2.42%	2892.30	+56.79	3007.82	2663.20
Average indicator	<b>2907.04</b>		<b>3002.03</b>	<b>+94.99</b>	<b>3188.03</b>	<b>2626.05</b>

For the period of June 1-20, 2023:

DAM price (Product Base) was **2 907.04 UAH/MWh**, DAM weighted average price was **3 002.03 UAH/MWh**, DAM price (Product Peak) was **3 188.03 UAH/MWh**, DAM price (Product OffPeak) was **2 626.05 UAH/MWh**,

The highest price of the DAM (Product Base) was fixed in amount of **3 333.33 UAH/MWh** on **June 13 (Tuesday)**, and the lowest one - in amount of **2 600.51 UAH/MWh** on **June 16 (Friday)**.

The highest weighted average price on the DAM was fixed in amount of **3 389.85 UAH/MWh** on **June 13 (Tuesday)**, and the lowest one - in amount of **2 685.10 UAH/MWh** on **June 16 (Friday)**.

The difference between the weighted average price on the DAM and the DAM price (Product Base) was **94.99 UAH/MWh** in the two decade of June 2023.

## The DAM and IDM prices comparison for the period: June 1-20, 2023



The largest difference in the hour between weighted average price on the IDM and on the DAM price (Product Base) was recorded at 2 p.m. on June 12 and amounted to 670.70 UAH/MWh.

**The difference between hourly prices: the DAM price (Product Base) and weighted average price of the IDM, UAH/MWh**

Date	Timeline (hour)																							
	1	2	3	4	5	6	7	8	9	10	11	12	13	14	15	16	17	18	19	20	21	22	23	24
01.06.2023	0.00	0.00	-4.08	0.00	0.00	0.00	0.00	-5.20	-20.20	-65.00	-52.93	-52.93	-52.93	-52.93	-52.93	-52.93	-66.60	-5.41	0.00	0.00	0.00	0.00	0.00	0.00
02.06.2023	0.00	0.00	0.00	0.00	0.00	0.00	0.00	0.00	-3.91	-60.36	-52.93	-52.93	-52.93	-52.93	-52.93	-52.93	-52.93	-62.00	0.00	0.00	0.00	0.00	0.00	0.00
03.06.2023	0.00	0.00	0.00	0.00	0.00	0.00	0.00	-3.40	0.00	-10.31	-52.93	-52.93	-52.93	-52.93	-52.93	-52.93	-52.93	-75.48	0.00	0.00	0.00	0.00	0.00	0.00
04.06.2023	0.00	0.00	0.00	0.00	0.00	0.00	0.00	-64.50	-52.93	-52.93	-52.93	-52.93	-52.93	-52.93	-52.93	-52.93	-52.93	-22.00	-5.42	0.00	0.00	0.00	0.00	0.00
05.06.2023	0.00	0.00	0.00	0.00	0.00	0.00	0.00	0.00	0.00	-4.31	-52.93	-52.93	-52.93	-52.93	-52.93	-52.93	-9.39	0.00	0.00	0.00	0.00	0.00	0.00	0.00
06.06.2023	0.00	0.00	0.00	0.00	0.00	0.00	0.00	0.00	-5.38	-64.40	-52.93	-52.93	-52.93	-52.93	-52.93	-52.93	-5.42	0.00	0.00	0.00	0.00	0.00	0.00	0.00
07.06.2023	0.00	0.00	0.00	0.00	0.00	0.00	0.00	0.00	-5.41	-5.40	-52.93	-52.93	-52.93	-52.93	-52.93	-315.33	0.00	0.00	0.00	0.00	0.00	0.00	0.00	0.00
08.06.2023	0.00	0.00	0.00	0.00	0.00	0.00	0.00	0.00	0.00	0.00	-4.68	-52.93	-52.93	-52.93	-52.93	-52.93	-5.42	-5.39	0.00	0.00	0.00	0.00	0.00	0.00
09.06.2023	0.00	0.00	0.00	0.00	0.00	0.00	0.00	0.00	0.00	-5.50	-59.00	-52.93	-52.93	-52.93	-52.93	-52.93	-22.00	-22.00	-4.69	0.00	0.00	0.00	0.00	0.00
10.06.2023	0.00	0.00	0.00	0.00	0.00	0.00	0.00	-77.30	-5.41	-5.21	-63.00	-52.93	-52.93	-52.93	-52.93	-52.93	-52.93	-52.93	-75.48	-3.90	0.00	0.00	0.00	0.00
11.06.2023	0.00	0.00	0.00	0.00	0.00	0.00	0.00	-5.40	-4.09	-5.39	-9.13	-52.93	-52.93	-52.93	-52.93	-52.93	-70.56	-52.93	0.00	0.00	0.00	0.00	0.00	0.00
12.06.2023	0.00	0.00	0.00	0.00	0.00	0.00	0.00	0.00	0.00	0.00	0.00	0.00	-9.65	-670.70	-10.29	0.00	0.00	0.00	0.00	0.00	0.00	0.00	0.00	0.00
13.06.2023	0.00	0.00	0.00	0.00	0.00	0.00	0.00	0.00	0.00	0.00	0.00	0.00	0.00	0.00	0.00	0.00	0.00	0.00	0.00	0.00	0.00	0.00	0.00	0.00
14.06.2023	0.00	0.00	0.00	0.00	-5.40	0.00	0.00	-63.00	-70.16	-58.40	-52.93	-52.93	-52.93	-52.93	-52.93	-52.93	-52.93	-52.93	-58.40	-75.48	-12.00	0.00	-5.51	0.00
15.06.2023	0.00	0.00	-10.00	-37.40	-37.40	0.00	0.00	-58.80	-58.70	-52.93	-52.93	-52.93	-52.93	-52.93	-52.93	-52.93	-52.93	-52.93	-52.93	-59.00	-12.00	-12.00	0.00	0.00
16.06.2023	0.00	0.00	0.00	-29.00	-29.00	-4.71	0.00	-52.93	-52.93	-52.93	-52.93	-52.93	-52.93	-52.93	-52.93	-52.93	-52.93	-52.93	-52.93	-75.48	-12.00	0.00	0.00	0.00
17.06.2023	0.00	0.00	0.00	0.00	0.00	0.00	0.00	-52.93	-52.93	-52.93	-52.93	-52.93	-52.93	-52.93	-52.93	-52.93	-52.93	-52.93	-9.26	0.00	-4.10	-5.38	0.00	0.00
18.06.2023	0.00	0.00	-3.89	-3.89	-5.42	-5.39	-4.68	-52.93	-52.93	-52.93	-52.93	-52.93	-52.93	-52.93	-52.93	-52.93	-52.93	-52.93	-5.39	0.00	0.00	0.00	0.00	0.00
19.06.2023	0.00	0.00	0.00	0.00	0.00	0.00	0.00	-52.93	-52.93	-52.93	-52.93	-52.93	-52.93	-52.93	-52.93	-52.93	-52.93	-52.93	-5.01	-3.92	-3.88	-3.90	0.00	0.00
20.06.2023	0.00	0.00	-5.21	-5.41	-5.38	-5.22	0.00	-15.00	-58.80	-52.93	-52.93	-52.93	-52.93	-52.93	-52.93	-52.93	-52.93	-52.93	-5.41	-5.38	-5.39	-5.39	0.00	0.00

\*all prices are net of VAT \*\*Ukraine's IPS data

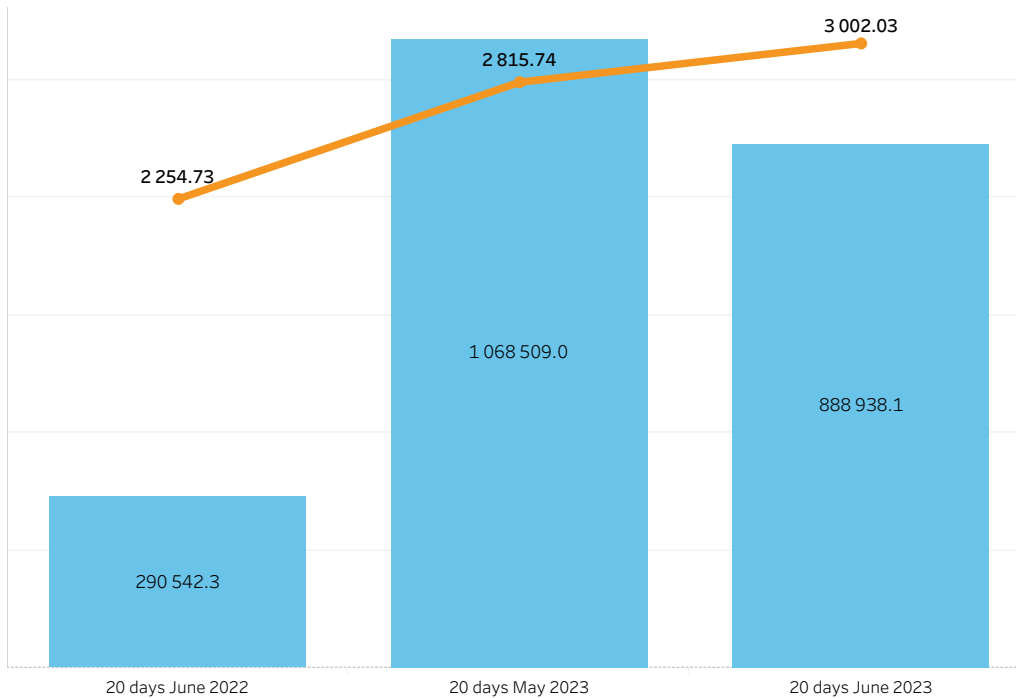
# Weighted average prices and traded volumes on the DAM and IDM compared with the previous periods



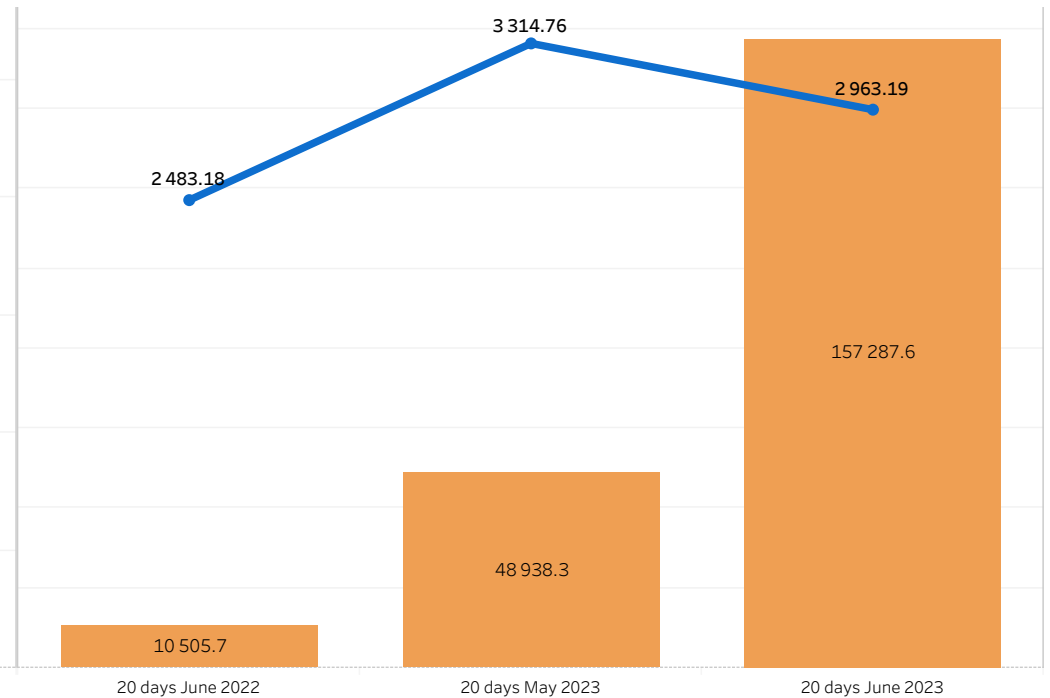
## Weighted average prices and traded volumes on the DAM and IDM

Indicator	20 days June 2022	20 days May 2023	20 days June 2023	1 decade of June 2023	2 decade of June 2023
DAM weighted average price, UAH/MWh	2 254.73	2 815.74	3 002.03	3 082.19	2 933.78
DAM traded volume, MWh	290 542.3	1 068 509.0	888 938.1	408 793.2	480 144.9
IDM weighted average price, UAH/MWh	2 483.18	3 314.76	2 963.19	2 971.50	2 954.80
IDM traded volume, MWh	10 505.7	48 938.3	157 287.6	79 045.8	78 241.8

Weighted average prices and traded volumes on the DAM for the periods:  
June 2022, 1-20; May 2023, 1-20; June 2023, 1-20



Weighted average prices and traded volumes on the IDM for the periods:  
June 2022, 1-20; May 2023, 1-20; June 2023, 1-20



\*in accordance with the resolution of the NERC dated 05.10.2018 №1179, the market operator determines and publishes on its own official website no later than the 25th day of the calculation period the weighted average actual price of electricity on the market "one day ahead" for the first 20 days of the previous calculation period \*\*all prices are net of VAT \*\*\*Ukraine's IPS data

# The DAM prices of Ukraine, Romania, Slovak Republic and Hungary for the period: June 1-20, 2023



The DAM prices (Product Base)\*

The DAM prices comparison to the previous day\*

Date	Ukraine DAM price (Product Base), UAH/MWh	Romania DAM price (Product Base), UAH/MWh	Slovak Republic DAM price (Product Base), UAH/MWh	Hungary DAM price (Product Base), UAH/MWh
1 June 2023	2 934.28	3 001.31	2 996.92	2 991.95
2 June 2023	2 859.91	3 112.81	3 127.66	3 121.79
3 June 2023	2 928.50	2 228.41	2 234.87	2 230.86
4 June 2023	2 792.24	2 077.63	2 087.02	2 104.27
5 June 2023	2 994.33	3 503.57	3 515.90	3 508.22
6 June 2023	2 961.95	3 364.68	3 730.51	3 736.50
7 June 2023	2 994.45	3 660.24	3 889.67	3 880.05
8 June 2023	3 050.66	3 273.06	3 289.50	3 287.51
9 June 2023	3 005.29	3 391.32	3 392.95	3 391.96
10 June 2023	2 887.43	2 335.79	2 329.41	2 361.24
11 June 2023	2 974.23	1 746.01	1 778.38	1 783.29
12 June 2023	3 276.10	3 562.12	3 813.01	3 818.93
13 June 2023	3 333.33	3 757.35	3 753.83	3 756.33
14 June 2023	2 725.80	4 107.28	4 216.31	4 193.42
15 June 2023	2 681.14	4 278.93	4 673.88	4 679.60
16 June 2023	2 600.51	4 423.84	5 045.20	5 059.02
17 June 2023	2 768.49	4 065.30	4 136.78	4 137.63
18 June 2023	2 768.08	2 614.00	3 656.56	3 676.04
19 June 2023	2 768.57	2 353.45	4 690.71	4 739.52
20 June 2023	2 835.51	1 930.18	4 902.82	4 941.81
Average indicator	<b>2 907.04</b>	<b>3 139.36</b>	<b>3 563.10</b>	<b>3 570.00</b>

Date	DAM price comparison to the previous day, Ukraine	DAM price comparison to the previous day, Romania	DAM price comparison to the previous day, Slovak Republic	DAM price comparison to the previous day, Hungary
1 June 2023	-0.62%	-14.49%	-11.35%	-14.13%
2 June 2023	-2.53%	3.71%	4.36%	4.34%
3 June 2023	2.40%	-28.41%	-28.54%	-28.54%
4 June 2023	-4.65%	-6.77%	-6.62%	-5.67%
5 June 2023	7.24%	68.63%	68.46%	66.72%
6 June 2023	-1.08%	-3.96%	6.10%	6.51%
7 June 2023	1.10%	8.78%	4.27%	3.84%
8 June 2023	1.88%	-10.58%	-15.43%	-15.27%
9 June 2023	-1.49%	3.61%	3.15%	3.18%
10 June 2023	-3.92%	-31.12%	-31.35%	-30.39%
11 June 2023	3.01%	-25.25%	-23.66%	-24.48%
12 June 2023	10.15%	104.01%	114.41%	114.15%
13 June 2023	1.75%	5.48%	-1.55%	-1.64%
14 June 2023	-18.23%	9.31%	12.32%	11.64%
15 June 2023	-1.64%	4.18%	10.85%	11.59%
16 June 2023	-3.01%	3.39%	7.94%	8.11%
17 June 2023	6.46%	-8.10%	-18.01%	-18.21%
18 June 2023	-0.01%	-35.70%	-11.61%	-11.16%
19 June 2023	0.02%	-9.97%	28.28%	28.93%
20 June 2023	2.42%	-17.99%	4.52%	4.27%

For the period of June 1-20, 2023:

the DAM of **Ukraine**: the highest price was fixed in amount of **3 333.33 UAH/MWh** on **June 13**, the lowest one - in amount of **2 600.51 UAH/MWh** on **June 16**;

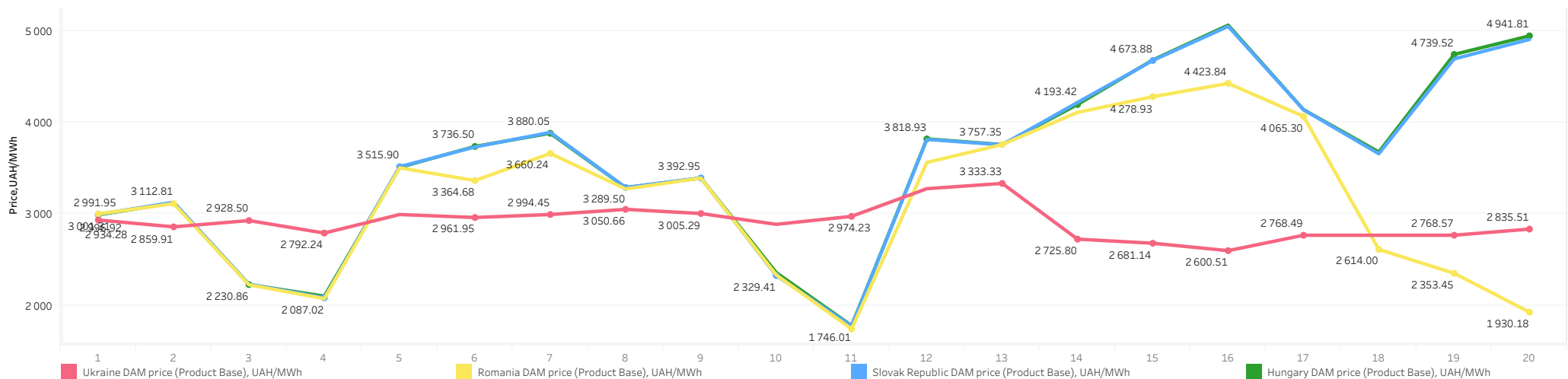
the DAM of **Romania**: the highest price was fixed in amount of **4 423.84 UAH/MWh** on **June 16**, the lowest one - in amount of **1 746.01 UAH/MWh** on **June 11**;

the DAM of **Slovak Republic**: the highest price was fixed in amount of **5 045.20 UAH/MWh** on **June 16**, the lowest one - in amount of **1 778.38 UAH/MWh** on **June 11**;

the DAM of **Hungary**: the highest price was fixed in amount of **5 059.02 UAH/MWh** on **June 16**, the lowest one - in amount of **1 783.29 UAH/MWh** on **June 11**

\* the calculation was made according to the unified Central European Time (CET) \*\*Ukraine's IPS data \*\*\*all prices are net of VAT

The DAM prices (Product Base) of Ukraine, Romania, Slovak Republic and Hungary\*





# The DAM and the BCM prices for the period: June 1-20, 2023



## The DAM and the BCM prices

Date	DAM price (Product Base), UAH/MWh	BCM price (Product Base), UAH/MWh	Price difference, UAH/MWh
1 June 2023	2 934.28	2 849.56	-84.72
2 June 2023	2 859.91	2 849.56	-10.35
3 June 2023	2 928.50	2 849.56	-78.94
4 June 2023	2 792.24	2 849.56	+57.32
5 June 2023	2 994.33	2 845.72	-148.61
6 June 2023	2 961.95	2 845.72	-116.23
7 June 2023	2 994.45	2 845.72	-148.73
8 June 2023	3 050.66	2 845.72	-204.94
9 June 2023	3 005.29	2 845.72	-159.57
10 June 2023	2 887.43	2 845.72	-41.71
11 June 2023	2 974.23	2 843.76	-130.47
12 June 2023	3 276.10	2 843.76	-432.34
13 June 2023	3 333.33	2 843.76	-489.57
14 June 2023	2 725.80	2 843.76	+117.96
15 June 2023	2 681.14	2 843.76	+162.62
16 June 2023	2 600.51	2 838.97	+238.46
17 June 2023	2 768.49	2 838.97	+70.48
18 June 2023	2 768.08	2 838.97	+70.89
19 June 2023	2 768.57	2 838.97	+70.40
20 June 2023	2 835.51	2 838.97	+3.46
Average indicator	2 907.04	2 844.31	-62.73

For the period of June 1-20, 2023 the difference between the BCM price (Product Base) and the DAM price (Product Base) was **62.73 UAH/MWh**.

The highest price difference was fixed in amount of **489.57 UAH/MWh** on **June 13**,

the lowest one - in amount of **3.46 UAH/MWh** on **June 20**.

\*The BCM price was calculated according to the results of UEB auctions for the sale of electricity under bilateral contracts held in the previous month (May 2023) and the month of supply (June 2023), for the purchase and sale of base load electricity for the month of supply (June 2023, respectively)  
 \*\*all prices are net of VAT \*\*\*Ukraine's IPS data

