



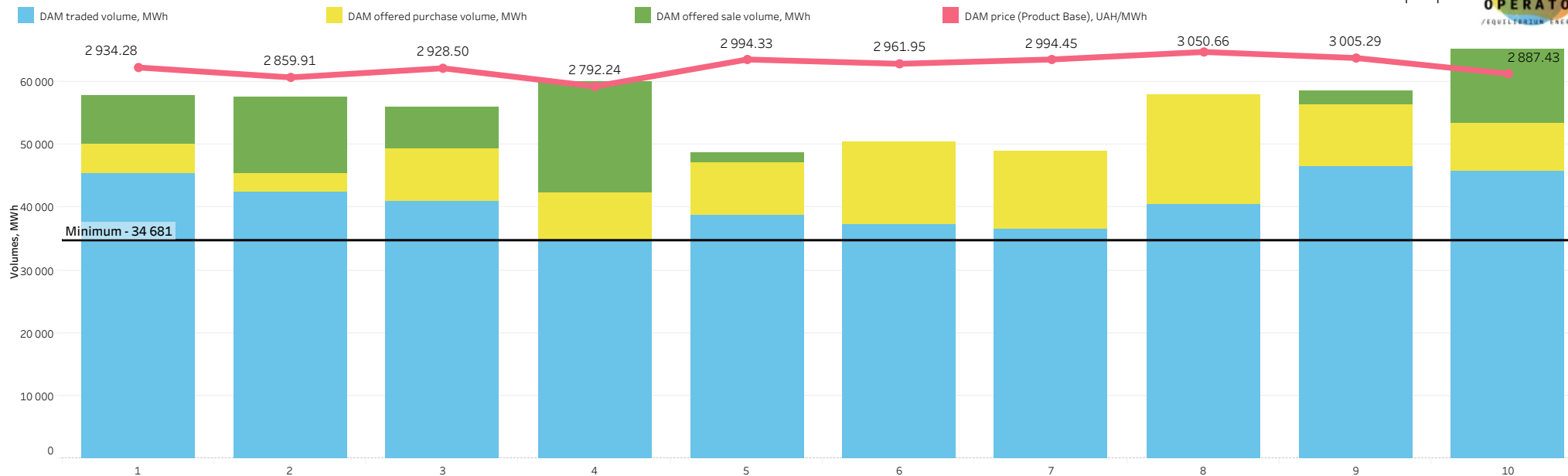
# MARKET OPERATOR

/EQUILIBRIUM ENERGY/

## Comparative analysis of the market for 10 days of June 2023:

1. Analysis of the day-ahead market (DAM) operation;
2. Analysis of the intraday market (IDM) operation;
3. Comparative analysis of DAM prices in Ukraine, Romania, Slovak Republic and Hungary;
4. Comparative analysis of DAM and bilateral contracts market (BCM) prices.

## Prices, traded and offered volumes on the DAM for the period: June 1-10, 2023



408 793.2 MWh were traded on the DAM in the first decade of June.

The largest traded volume of DAM was fixed in amount of 46 577.6 MWh on June 9 (Friday),

and the smallest one - in amount of 34 681.2 MWh on June 4 (Sunday).

The traded **sold** volume on the DAM was 25.34% less than offered one for the first 10 days of June 2023.

The traded **purchased** volume on the DAM was 18.38% less than offered one for the same period.

Date	DAM price (Product Base), UAH/MWh	DAM traded volume, MWh	DAM offered purchase volume, MWh	DAM offered sale volume, MWh	The difference between the DAM traded and offered purchase volume	The difference between the DAM traded and offered sale volume
June 1, 2023	2 934.28	45 501.4	49 993.0	57 714.3	-8.98%	-21.16%
June 2, 2023	2 859.91	42 399.7	45 361.6	57 526.1	-6.53%	-26.29%
June 3, 2023	2 928.50	40 931.1	49 228.6	55 875.5	-16.86%	-26.75%
June 4, 2023	2 792.24	34 681.2	42 238.6	60 100.2	-17.89%	-42.29%
June 5, 2023	2 994.33	38 775.5	47 128.8	48 832.8	-17.72%	-20.60%
June 6, 2023	2 961.95	37 225.9	50 409.0	49 766.8	-26.15%	-25.20%
June 7, 2023	2 994.45	36 487.2	48 916.4	45 834.8	-25.41%	-20.39%
June 8, 2023	3 050.66	40 436.5	57 917.9	48 164.7	-30.18%	-16.05%
June 9, 2023	3 005.29	46 577.6	56 301.9	58 493.8	-17.27%	-20.37%
June 10, 2023	2 887.43	45 777.1	53 327.2	65 245.0	-14.16%	-29.84%
<b>Total</b>	<b>2 940.90</b>	<b>408 793.2</b>	<b>500 823.0</b>	<b>547 554.0</b>	<b>-18.38%</b>	<b>-25.34%</b>

\*all prices are net of VAT \*\*Ukraine's IPS data

## Prices, traded and offered volumes on the IDM for the period: June 1-10, 2023

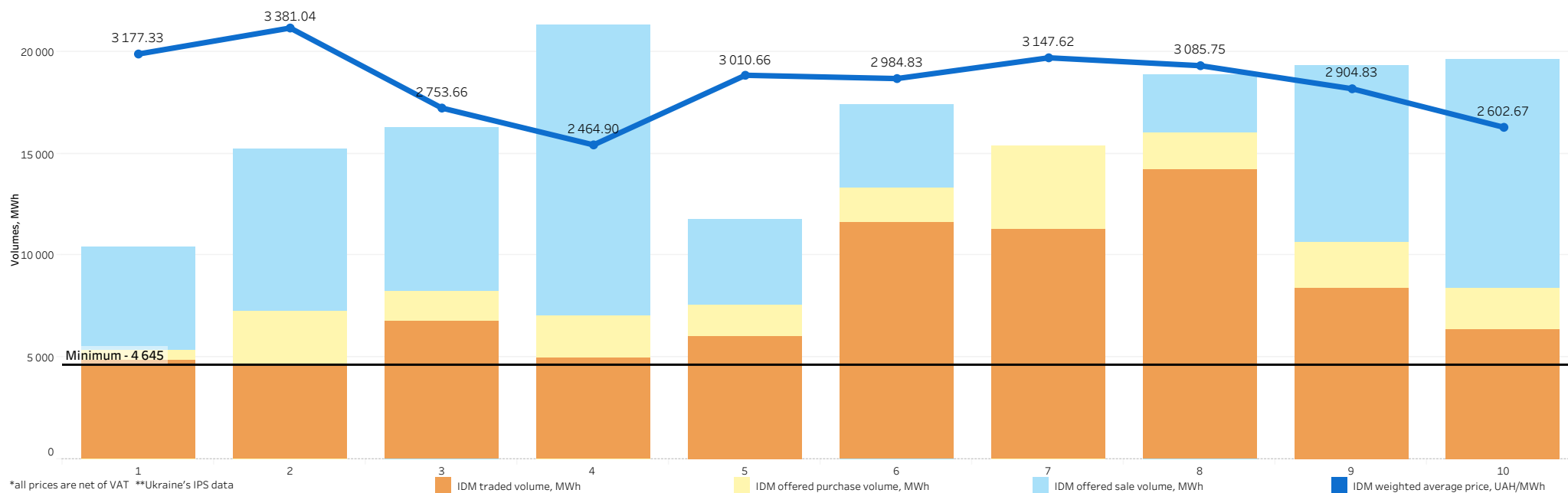
Date	IDM weighted average price, UAH/MWh	IDM traded volume, MWh	IDM offered purchase volume, MWh	IDM offered sale volume, MWh	The difference between the IDM traded and offered purchase volume	The difference between the IDM traded and offered sale volume
June 1, 2023	3 177.33	4 825.4	5 363.0	10 395.1	-10.02%	-53.58%
June 2, 2023	3 381.04	4 644.7	7 274.7	15 192.0	-36.15%	-69.43%
June 3, 2023	2 753.66	6 774.3	8 224.8	16 287.8	-17.64%	-58.41%
June 4, 2023	2 464.90	4 963.7	7 014.8	21 300.5	-29.24%	-76.70%
June 5, 2023	3 010.66	6 050.6	7 554.1	11 781.3	-19.90%	-48.64%
June 6, 2023	2 984.83	11 581.2	13 274.3	17 388.1	-12.75%	-33.40%
June 7, 2023	3 147.62	11 258.4	15 395.6	13 850.4	-26.87%	-18.71%
June 8, 2023	3 085.75	14 213.2	16 016.9	18 852.5	-11.26%	-24.61%
June 9, 2023	2 904.83	8 376.4	10 637.7	19 320.2	-21.26%	-56.64%
June 10, 2023	2 602.67	6 357.9	8 373.2	19 629.2	-24.07%	-67.61%
<b>Total</b>	<b>2 971.50</b>	<b>79 045.8</b>	<b>99 129.1</b>	<b>163 997.1</b>	<b>-20.26%</b>	<b>-51.80%</b>

79 045.8 MWh were traded on the IDM in the first decade of June.

The largest traded volume of IDM was fixed in amount of 14 213.2 MWh on June 8 (Thursday), and the smallest one - in amount of 4 644.7 MWh on June 2 (Friday).

The traded **sold** volume on the IDM was 51.80% less than offered one for the first 10 days of June 2023.

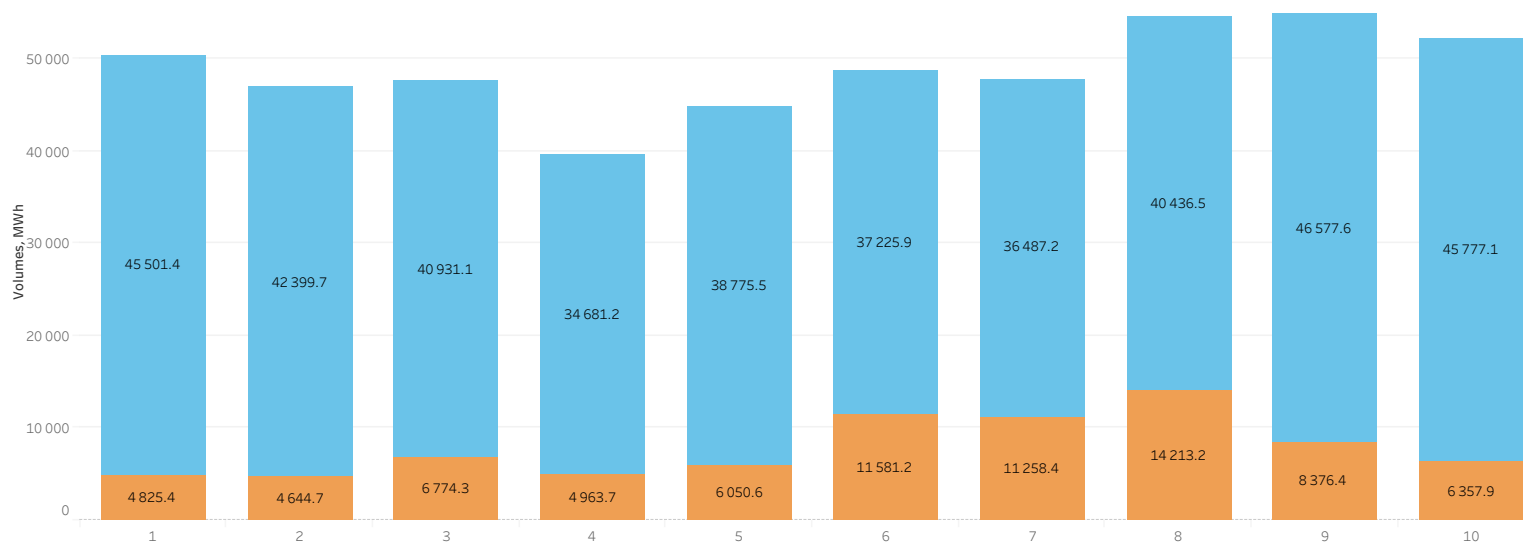
The traded **purchased** volume on the IDM was 20.26% less than offered one for the same period.



\*all prices are net of VAT \*\*Ukraine's IPS data

## Distribution of the electricity traded volumes on the DAM and on the IDM for the period: June 1-10, 2023

Distribution of traded volumes on the DAM and on the IDM



The total traded amount of electricity within the two market segments amounted to **487 839.0 MWh** in the first decade of June 2023.

The share of the **DAM** was **83.80 %** or **408 793.2 MWh** in the total volume,

while the share of the **IDM** was **16.20%** or **79 045.8 MWh**.

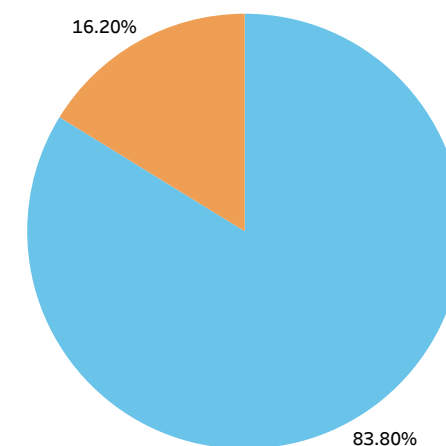
The largest traded volume within the two market segments was fixed in amount of **54 954.0 MWh** on **June 9 (Friday)**,

as well as the smallest one - in amount of **39 644.9 MWh** on **June 4 (Sunday)**.

Volumes on the DAM and on the IDM

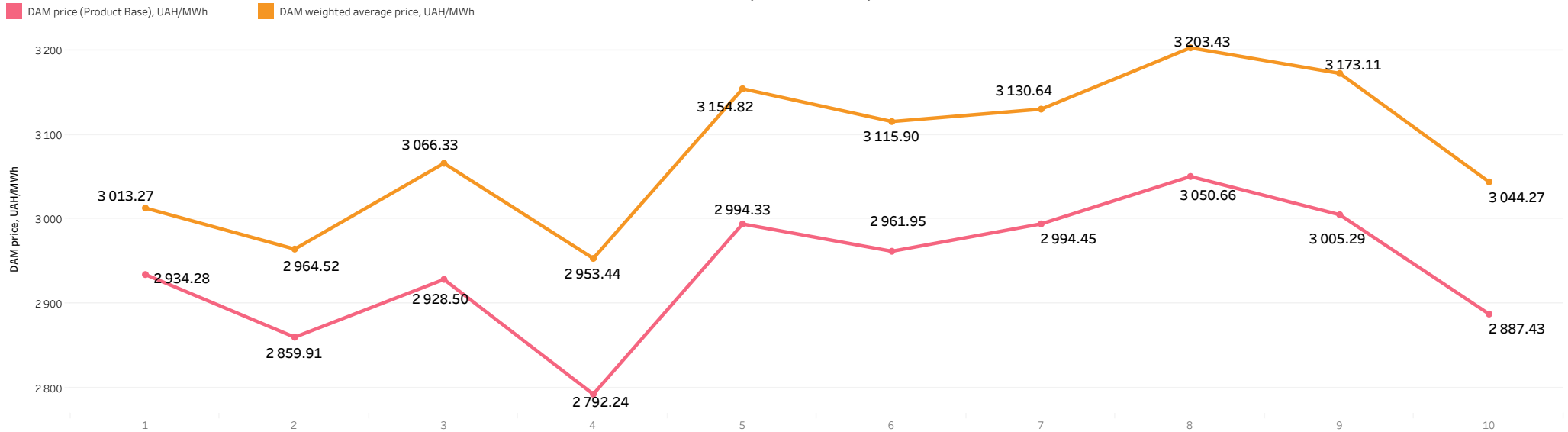
Date	Total volume, MWh	DAM traded volume, MWh	The share of the DAM volume in the total volume	IDM traded volume, MWh	The share of the IDM volume in the total volume
June 1, 2023	50 326.8	45 501.4	90.41%	4 825.4	9.59%
June 2, 2023	47 044.4	42 399.7	90.13%	4 644.7	9.87%
June 3, 2023	47 705.4	40 931.1	85.80%	6 774.3	14.20%
June 4, 2023	39 644.9	34 681.2	87.48%	4 963.7	12.52%
June 5, 2023	44 826.1	38 775.5	86.50%	6 050.6	13.50%
June 6, 2023	48 807.1	37 225.9	76.27%	11 581.2	23.73%
June 7, 2023	47 745.6	36 487.2	76.42%	11 258.4	23.58%
June 8, 2023	54 649.7	40 436.5	73.99%	14 213.2	26.01%
June 9, 2023	54 954.0	46 577.6	84.76%	8 376.4	15.24%
June 10, 2023	52 135.0	45 777.1	87.80%	6 357.9	12.20%
<b>Total</b>	<b>487 839.0</b>	<b>408 793.2</b>	<b>83.80%</b>	<b>79 045.8</b>	<b>16.20%</b>

■ DAM traded volume, MWh  
■ IDM traded volume, MWh



## The DAM prices for the period: June 1-10, 2023

### The DAM prices comparison: price (Product Base) and weighted average price



### The DAM prices

Date	DAM price (Product Base), UAH/MWh	Comparison of the DAM price with the previous day	DAM weighted average price, UAH/MWh	The difference between the DAM weighted average price and the DAM price (Product Base), UAH/MWh	DAM price (Product Peak), UAH/MWh	DAM price (Product OffPeak), UAH/MWh
June 1, 2023	2 934.28	-0.62%	3 013.27	+78.99	3 202.66	2 665.89
June 2, 2023	2 859.91	-2.53%	2 964.52	+104.61	3 053.15	2 666.67
June 3, 2023	2 928.50	2.40%	3 066.33	+137.83	3 190.62	2 666.38
June 4, 2023	2 792.24	-4.65%	2 953.44	+161.20	2 982.40	2 602.08
June 5, 2023	2 994.33	7.24%	3 154.82	+160.49	3 321.98	2 666.67
June 6, 2023	2 961.95	-1.08%	3 115.90	+153.95	3 257.23	2 666.67
June 7, 2023	2 994.45	1.10%	3 130.64	+136.19	3 322.22	2 666.67
June 8, 2023	3 050.66	1.88%	3 203.43	+152.77	3 434.65	2 666.67
June 9, 2023	3 005.29	-1.49%	3 173.11	+167.82	3 343.92	2 666.67
June 10, 2023	2 887.43	-3.92%	3 044.27	+156.84	3 119.44	2 655.42
Average indicator	<b>2 940.90</b>		<b>3 082.19</b>	<b>+141.29</b>	<b>3 222.83</b>	<b>2 658.98</b>

For the period of June 1-10, 2023:

DAM price (Product Base) was **2 940.90 UAH/MWh**,  
 DAM weighted average price was **3 082.19 UAH/MWh**,  
 DAM price (Product Peak) was **3 222.83 UAH/MWh**,  
 DAM price (Product OffPeak) was **2 658.98 UAH/MWh**,

The highest price of the DAM (Product Base) was fixed in amount of **3 050.66 UAH/MWh** on **June 8 (Thursday)**, and the lowest one - in amount of **2 792.24 UAH/MWh** on **June 4 (Sunday)**.

The highest weighted average price on the DAM was fixed in amount of **3 203.43 UAH/MWh** on **June 8 (Thursday)**, and the lowest one - in amount of **2 953.44 UAH/MWh** on **June 4 (Sunday)**.

The difference between the weighted average price on the DAM and the DAM price (Product Base) was **141,29 UAH/MWh** in the first decade of June 2023.

\*all prices are net of VAT \*\*Ukraine's IPS data

## The DAM and IDM prices comparison for the period: June 1-10, 2023



The largest difference in the hour between weighted average price on the IDM and on the DAM price (Product Base) was recorded on 4 p.m. June 7 and amounted to 315.33 UAH/MWh.

**The difference between hourly prices: the DAM price (Product Base) and weighted average price of the IDM, UAH/MWh**

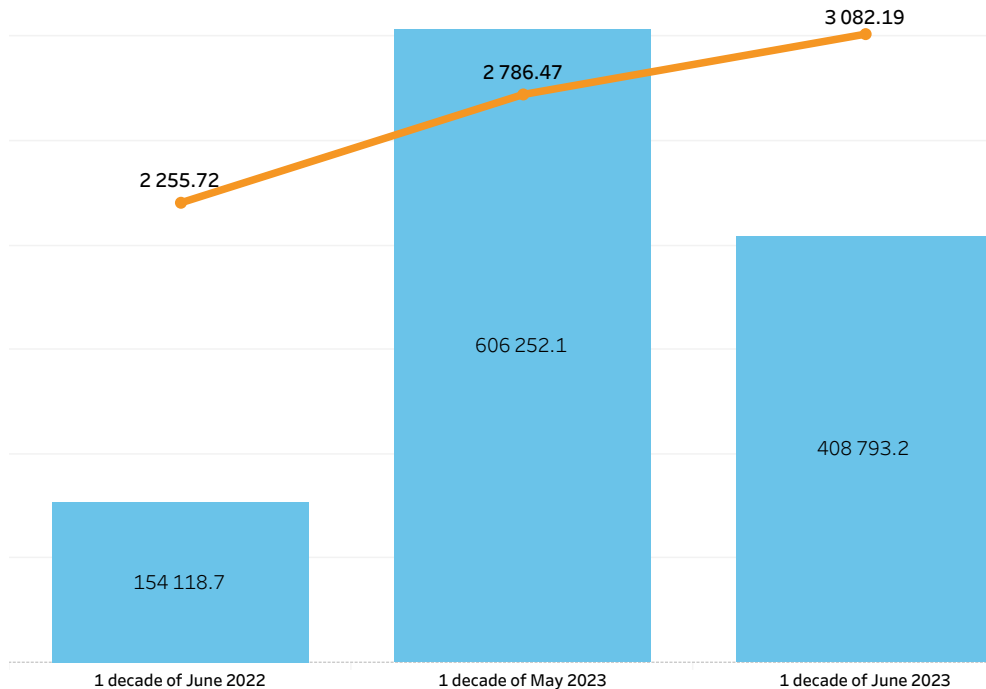
Date	Timeline (hour)																							
	1	2	3	4	5	6	7	8	9	10	11	12	13	14	15	16	17	18	19	20	21	22	23	24
01.06.2023	0.00	0.00	-4.08	0.00	0.00	0.00	0.00	-5.20	-20.20	-65.00	-52.93	-52.93	-52.93	-52.93	-52.93	-52.93	-66.60	-5.41	0.00	0.00	0.00	0.00	0.00	0.00
02.06.2023	0.00	0.00	0.00	0.00	0.00	0.00	0.00	0.00	-3.91	-60.36	-52.93	-52.93	-52.93	-52.93	-52.93	-52.93	-52.93	-62.00	0.00	0.00	0.00	0.00	0.00	0.00
03.06.2023	0.00	0.00	0.00	0.00	0.00	0.00	0.00	-3.40	0.00	-10.31	-52.93	-52.93	-52.93	-52.93	-52.93	-52.93	-52.93	-75.48	0.00	0.00	0.00	0.00	0.00	0.00
04.06.2023	0.00	0.00	0.00	0.00	0.00	0.00	0.00	-64.50	-52.93	-52.93	-52.93	-52.93	-52.93	-52.93	-52.93	-52.93	-52.93	-22.00	-5.42	0.00	0.00	0.00	0.00	0.00
05.06.2023	0.00	0.00	0.00	0.00	0.00	0.00	0.00	0.00	0.00	-4.31	-52.93	-52.93	-52.93	-52.93	-52.93	-52.93	-9.39	0.00	0.00	0.00	0.00	0.00	0.00	0.00
06.06.2023	0.00	0.00	0.00	0.00	0.00	0.00	0.00	0.00	-5.38	-64.40	-52.93	-52.93	-52.93	-52.93	-52.93	-52.93	-5.42	0.00	0.00	0.00	0.00	0.00	0.00	0.00
07.06.2023	0.00	0.00	0.00	0.00	0.00	0.00	0.00	0.00	-5.41	-5.40	-52.93	-52.93	-52.93	-52.93	-52.93	<b>-315.33</b>	0.00	0.00	0.00	0.00	0.00	0.00	0.00	0.00
08.06.2023	0.00	0.00	0.00	0.00	0.00	0.00	0.00	0.00	0.00	0.00	-4.68	-52.93	-52.93	-52.93	-52.93	-52.93	-5.42	-5.39	0.00	0.00	0.00	0.00	0.00	0.00
09.06.2023	0.00	0.00	0.00	0.00	0.00	0.00	0.00	0.00	0.00	-5.50	-59.00	-52.93	-52.93	-52.93	-52.93	-52.93	-22.00	-22.00	-4.69	0.00	0.00	0.00	0.00	0.00
10.06.2023	0.00	0.00	0.00	0.00	0.00	0.00	0.00	-77.30	-5.41	-5.21	-63.00	-52.93	-52.93	-52.93	-52.93	-52.93	-52.93	-52.93	-75.48	-3.90	0.00	0.00	0.00	0.00

\*all prices are net of VAT \*\*Ukraine's IPS data

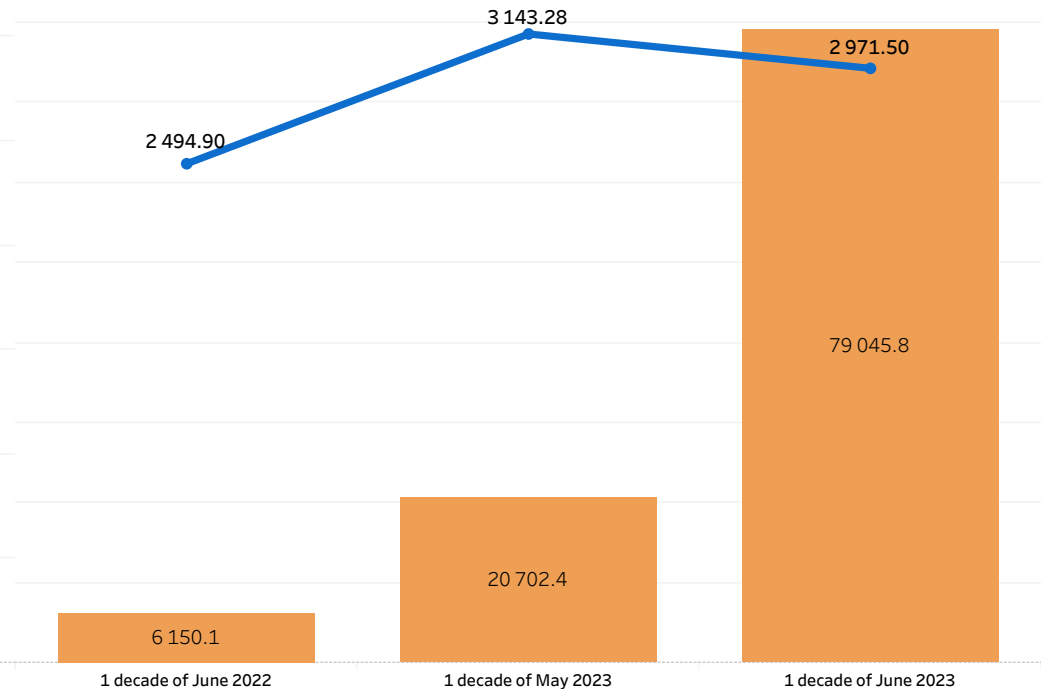
## Weighted average prices and traded volumes on the DAM and IDM compared with the previous periods

Indicator	1 decade of June 2022	1 decade of May 2023	1 decade of June 2023
DAM weighted average price, UAH/MWh	2 255.72	2 786.47	3 082.19
DAM traded volume, MWh	154 118.7	606 252.1	408 793.2
IDM weighted average price, UAH/MWh	2 494.90	3 143.28	2 971.50
IDM traded volume, MWh	6 150.1	20 702.4	79 045.8

Weighted average prices and traded volumes on the DAM for the periods:  
June 2022, 1-10; May 2023, 1-10; June 2023, 1-10



Weighted average prices and traded volumes on the IDM for the periods:  
June 2022, 1-10; May 2023, 1-10; June 2023, 1-10



\*all prices are net of VAT \*\*Ukraine's IPS data

# The DAM prices of Ukraine, Romania, Slovak Republic and Hungary for the period: June 1-10, 2023



The DAM prices (Product Base)\*

Date	Ukraine DAM price (Product Base), UAH/MWh	Romania DAM price (Product Base), UAH/MWh	Slovak Republic DAM price (Product Base), UAH/MWh	Hungary DAM price (Product Base), UAH/MWh
June 1, 2023	2 934.28	3 001.31	2 996.92	2 991.95
June 2, 2023	2 859.91	3 112.81	3 127.66	3 121.79
June 3, 2023	2 928.50	2 228.41	2 234.87	2 230.86
June 4, 2023	2 792.24	2 077.63	2 087.02	2 104.27
June 5, 2023	2 994.33	3 503.57	3 515.90	3 508.22
June 6, 2023	2 961.95	3 364.68	3 730.51	3 736.50
June 7, 2023	2 994.45	3 660.24	3 889.67	3 880.05
June 8, 2023	3 050.66	3 273.06	3 289.50	3 287.51
June 9, 2023	3 005.29	3 391.32	3 392.95	3 391.96
June 10, 2023	2 887.43	2 335.79	2 329.41	2 361.24
Average indicator	<b>2 940.90</b>	<b>2 994.88</b>	<b>3 059.44</b>	<b>3 061.43</b>

The DAM prices comparison to the previous day\*

Date	DAM price comparison to the previous day, Ukraine	DAM price comparison to the previous day, Romania	DAM price comparison to the previous day, Slovak Republic	DAM price comparison to the previous day, Hungary
June 1, 2023	-0.62%	-14.49%	-11.35%	-14.13%
June 2, 2023	-2.53%	3.71%	4.36%	4.34%
June 3, 2023	2.40%	-28.41%	-28.54%	-28.54%
June 4, 2023	-4.65%	-6.77%	-6.62%	-5.67%
June 5, 2023	7.24%	68.63%	68.46%	66.72%
June 6, 2023	-1.08%	-3.96%	6.10%	6.51%
June 7, 2023	1.10%	8.78%	4.27%	3.84%
June 8, 2023	1.88%	-10.58%	-15.43%	-15.27%
June 9, 2023	-1.49%	3.61%	3.15%	3.18%
June 10, 2023	-3.92%	-31.12%	-31.35%	-30.39%

For the period of June 1-10, 2023:

the DAM of **Ukraine**: the highest price was fixed in amount of **3 050.66 UAH/MWh** on **June 8**, the lowest one - in amount of **2 792.24 UAH/MWh** on **June 4**;

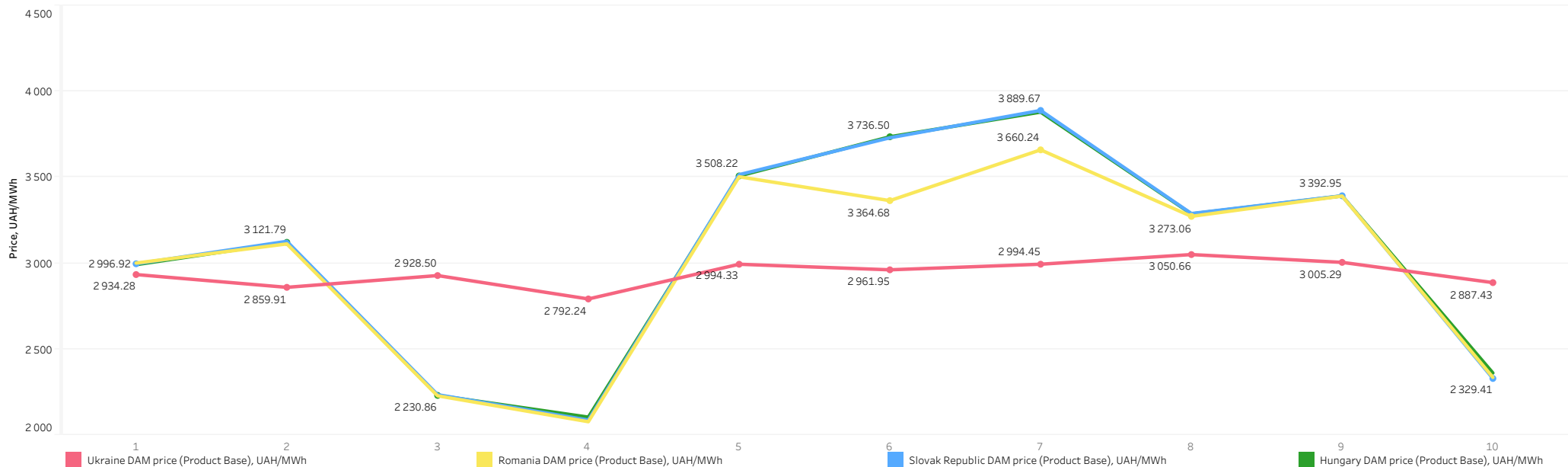
the DAM of **Romania**: the highest price was fixed in amount of **3 660.24 UAH/MWh** on **June 7**, the lowest one - in amount of **2 077.63 UAH/MWh** on **June 4**;

the DAM of **Slovak Republic**: the highest price was fixed in amount of **3 889.67 UAH/MWh** on **June 7**, the lowest one - in amount of **2 087.02 UAH/MWh** on **June 4**;

the DAM of **Hungary**: the highest price was fixed in amount of **3 880.05 UAH/MWh** on **June 7**, the lowest one - in amount of **2 104.27 UAH/MWh** on **June 4**.

\* the calculation was made according to the unified Central European Time (CET) \*\*Ukraine's IPS data \*\*\*all prices are net of VAT

The DAM prices (Product Base) of Ukraine, Romania, Slovak Republic and Hungary\*





# The DAM and the BCM prices for the period: June 1-10, 2023



## The DAM and the BCM prices

Date	DAM price (Product Base), UAH/MWh	BCM price (Product Base), UAH/MWh	Price difference, UAH/MWh
June 1, 2023	2 934.28	2 849.56	-84.72
June 2, 2023	2 859.91	2 849.56	-10.35
June 3, 2023	2 928.50	2 849.56	-78.94
June 4, 2023	2 792.24	2 849.56	+57.32
June 5, 2023	2 994.33	2 845.72	-148.61
June 6, 2023	2 961.95	2 845.72	-116.23
June 7, 2023	2 994.45	2 845.72	-148.73
June 8, 2023	3 050.66	2 845.72	-204.94
June 9, 2023	3 005.29	2 845.72	-159.57
June 10, 2023	2 887.43	2 845.72	-41.71
Average indicator	2 940.90	2 847.26	-93.64

The difference between the DAM price and the BCM price was **93.64 UAH/MWh** for the period of June 1-10, 2023.

The highest price difference was fixed in amount of **204.94 UAH/MWh** on June 8, the lowest one - in amount of **10.35 UAH/MWh** on June 2.

\*The BCM price was calculated according to the results of UEB auctions for the sale of electricity under bilateral contracts held in the previous month (May 2023) and the month of supply (June 2023), for the purchase and sale of base load electricity for the month of supply (June 2023)

\*\*all prices are net of VAT \*\*\*Ukraine's IPS data

