



**MARKET
OPERATOR**

/EQUILIBRIUM ENERGY/

**EMPHASES
OF DAM AND IDM
MAY 2023**

3
2
0
2
3

DAM results

DAM traded volume

1 526 057.5
MWh

DAM price
(Product Base)

2 845.42
UAH/MWh

Transferred to
electricity sellers
on the DAM

5.250
UAH billion
(including VAT)

Legislative changes in the electricity market, extended in May:

NEURC's Resolution №332 dated on 25.02.2022
(with changes as of 27.02.2022)

«On ensuring the stable operation of the electric energy market, including the financial condition of participants in the electric energy market during the period of martial law in Ukraine»:

There are minimum price caps on the DAM:
2 646,25 UAH/MWh (net of VAT)
for hours of max. load (from 07:00 to 23:00),
1 378,97 UAH/MWh (net of VAT)

for hours of min. load (from 00:00 to 07:00 and from 23:00 to 24:00).

There are maximum price caps on the DAM:
4 000 UAH/MWh (net of VAT)
for hours of max. load (from 07:00 to 23:00),
2 000 UAH/MWh (net of VAT)

for hours of min. load (from 00:00 to 07:00 and from 23:00 to 24:00).

Increased opportunities for electricity import and export:

From May 15, 2023, the cross-border transmission capacity of electricity between Poland and Ukraine has increased due to an additional interconnector such as the "Khmelnyska NPP-Rzeszów" line. The available cross-border transmission capacity of electricity for export is 200 MWh, for import - 350 MWh.

The available cross-border transmission capacity of electricity between Continental Europe and Ukraine, Moldova is 1 400 MW.
The opportunities for electricity export from Ukraine to Europe are 600 MW.

IDM results

IDM traded volume

106 413.3
MWh

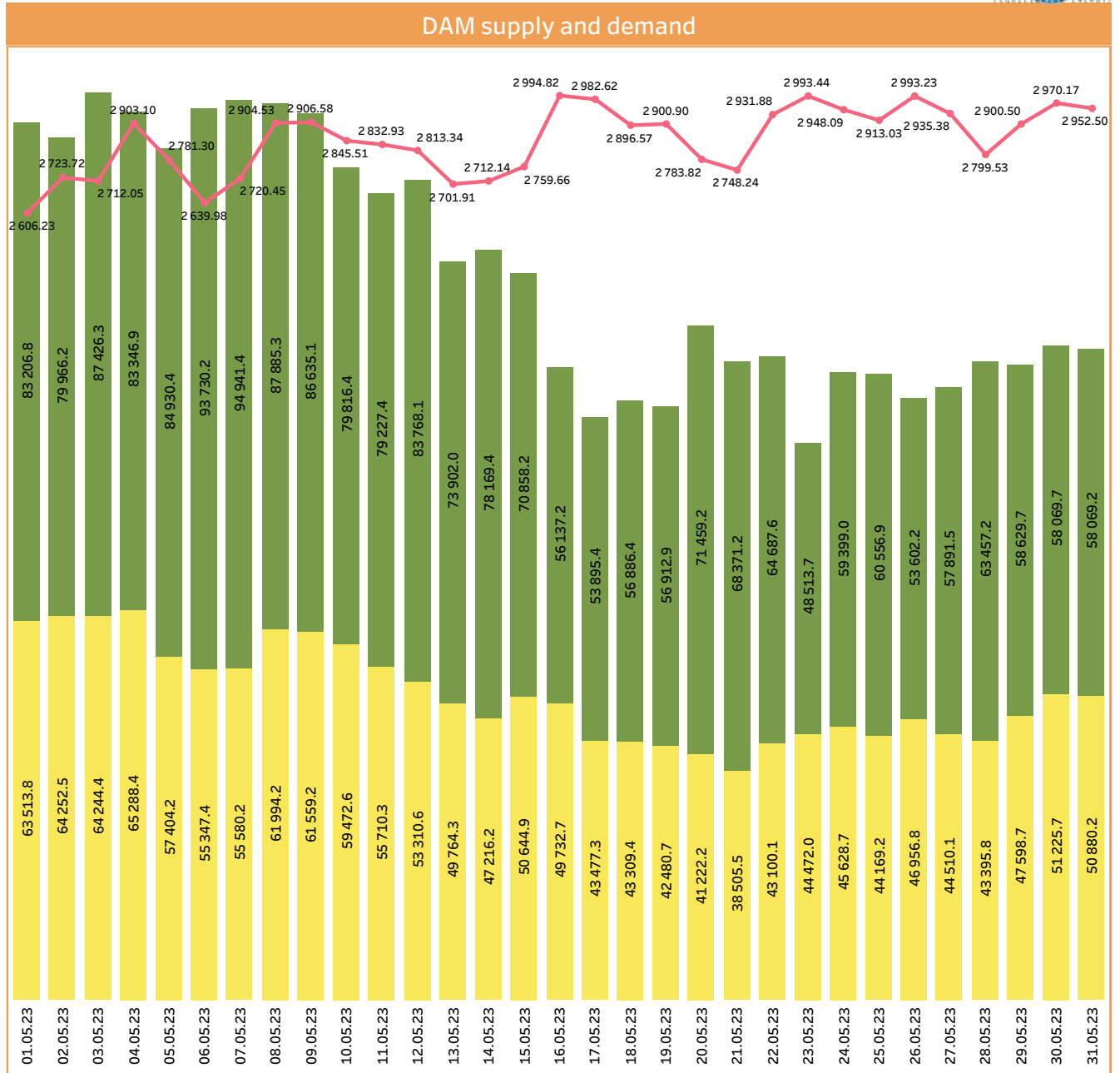
IDM weighted
average price

3 318.04
UAH/MWh

Transferred to
electricity sellers
on the IDM

0.424
UAH billion
(including VAT)

DAM emphases	
DAM price (Product Base)	2 845.42 UAH/MWh
DAM price (Product Base) change	+4.66%
	+ 126.80 UAH/MWh
DAM traded volume	1 526 057.5 MWh
DAM traded volume change	+13.88%
	+185 985.5 MWh
Demand	1 585 968.3 MWh
Demand change	+17.65%
	+237 877.6 MWh
Supply	2 194 349.1 MWh
Supply change	-1.73%
	-38 553.8 MWh



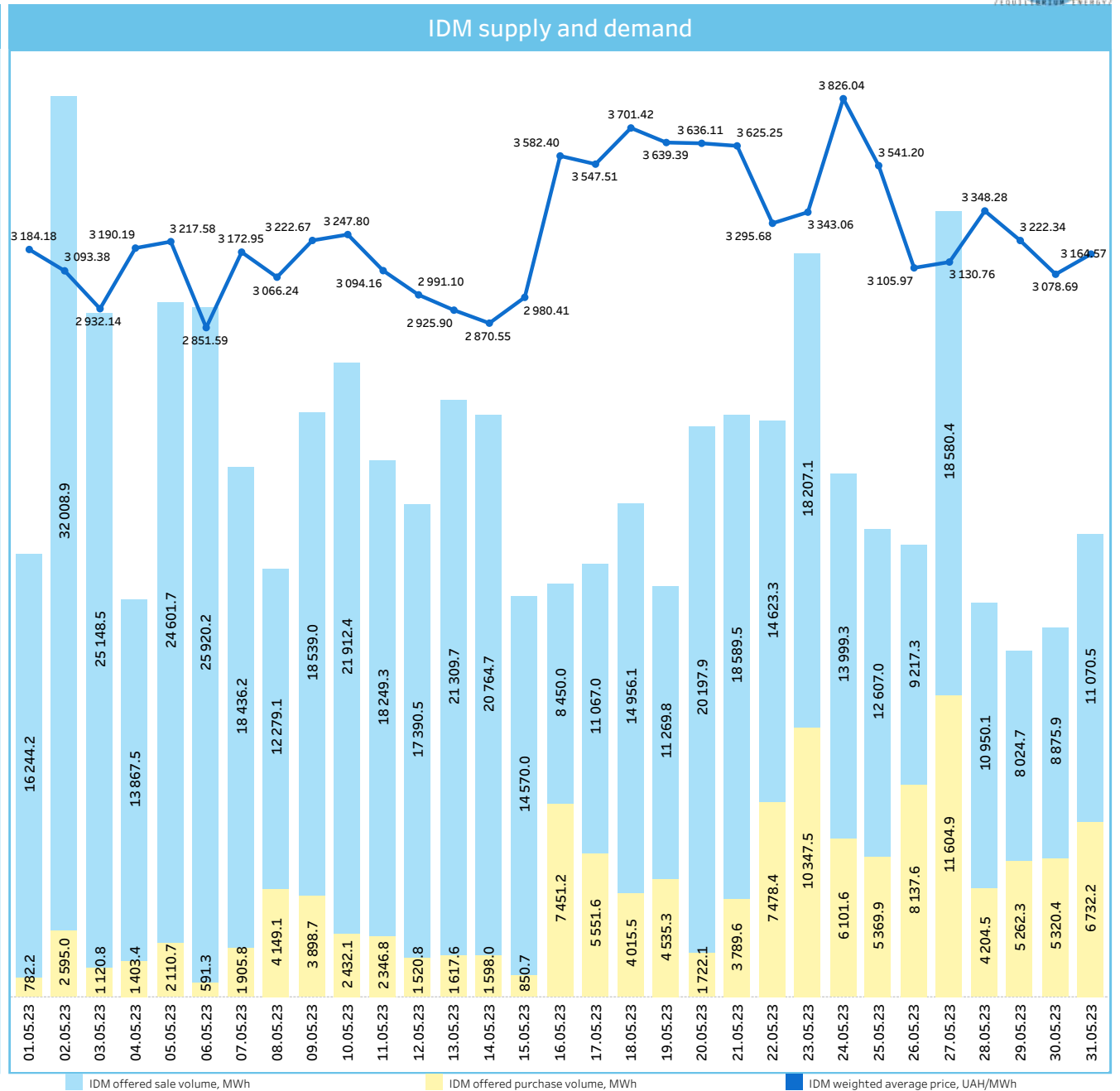
*Compared with April 2023 **all prices are net of VAT ***Ukraine's IPS data

■ DAM offered sale volume, MWh

■ DAM offered purchase volume, MWh

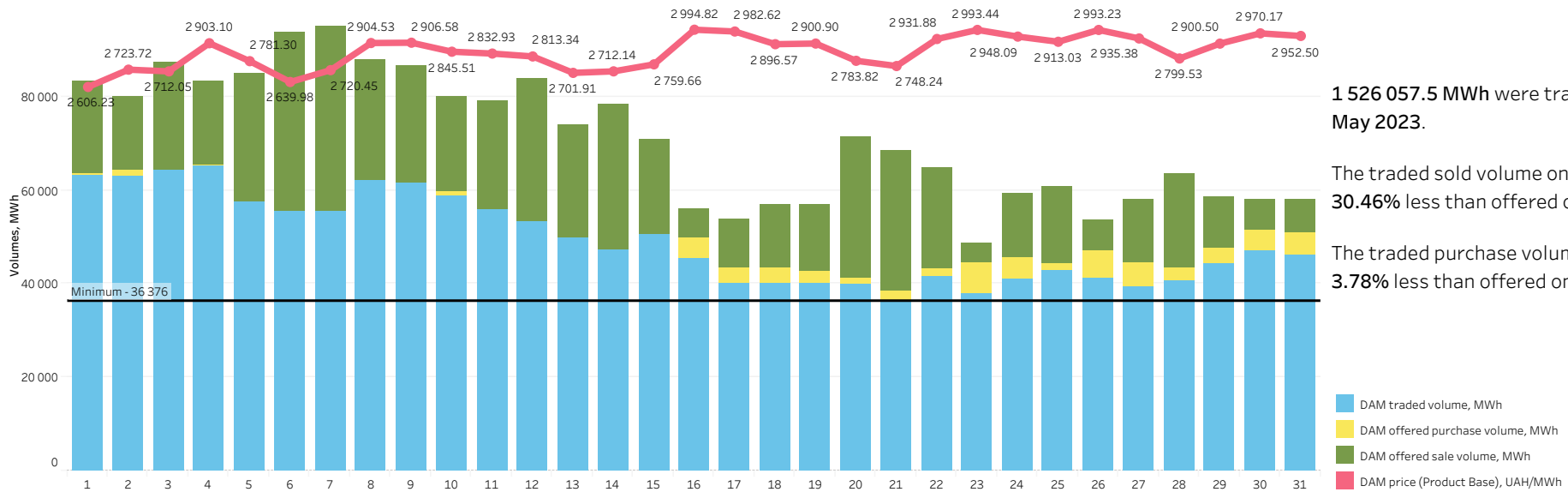
■ DAM price (Product Base), UAH/MWh

IDM emphases	
IDM weighted average price	3 318.04 UAH/MWh
IDM weighted average price change	+4.29%
	+136.55 UAH/MWh
IDM traded volume	106 413.3 MWh
IDM traded volume change	+13.83%
	+12 929.2 MWh
Demand	126 547.6 MWh
Demand change	+34.87%
	+32 721.6 MWh
Supply	511 927.8 MWh
Supply change	-35.77%
	-285 146.7 MWh



*Compared with April 2023 **all prices are net of VAT ***Ukraine's IPS data

Prices, traded and offered volumes on the DAM



1 526 057.5 MWh were traded on the DAM in May 2023.

The traded sold volume on the DAM was 30.46% less than offered one for May.

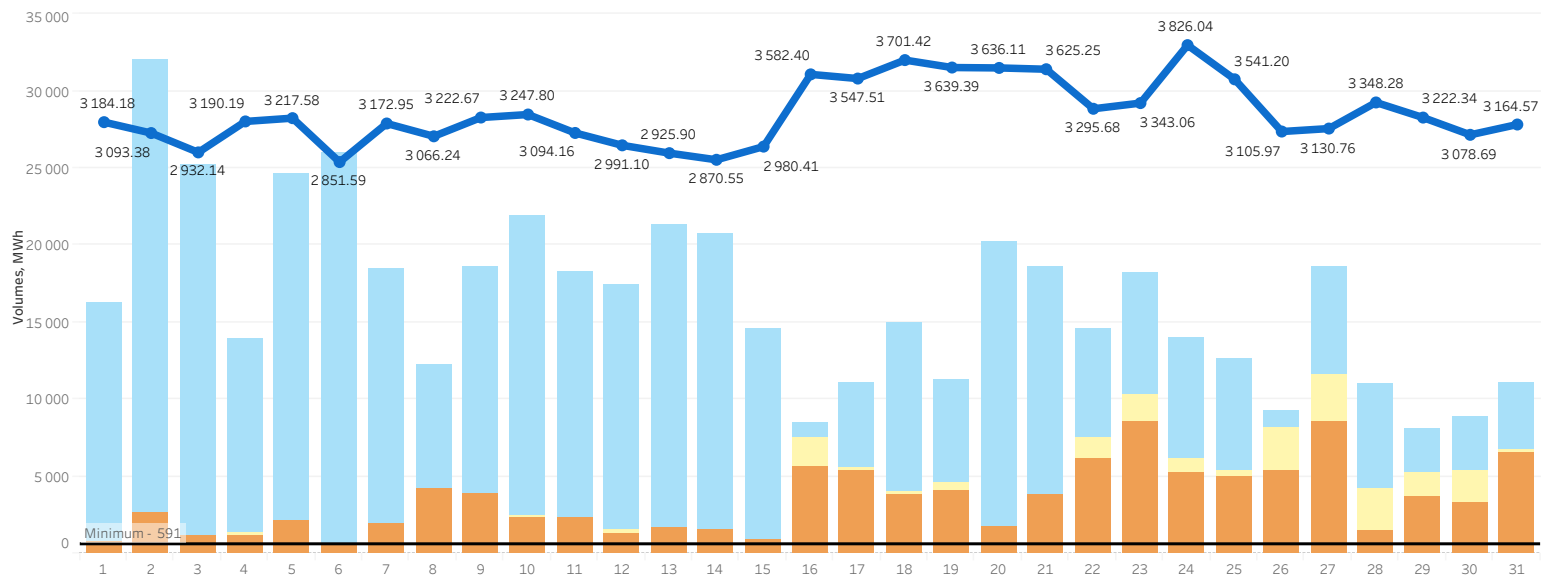
The traded purchase volume on the DAM was 3.78% less than offered one.

Prices, traded and offered volumes on the IDM

106 413.3 MWh were traded on the IDM in May 2023.

The traded sold volume on the IDM was 79.21% less than offered one for May.

The traded purchase volume on the IDM was 15.91% less than offered one.



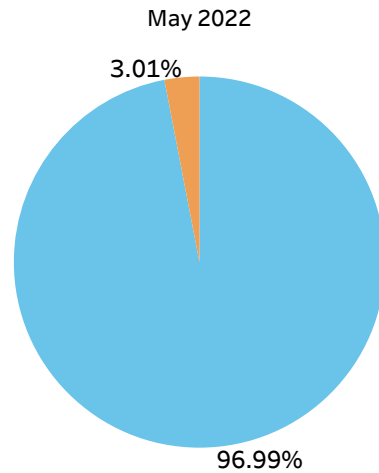
*all prices are net of VAT **IPS Ukraine data

Comparison of the electricity traded volumes on the DAM and IDM for May 2022 and 2023

The total traded volume of electricity amounted to **528 680.2 MWh** in **May 2022**.

The share of the DAM was **96.99%** or **512 792.3 MWh** in the total volume.

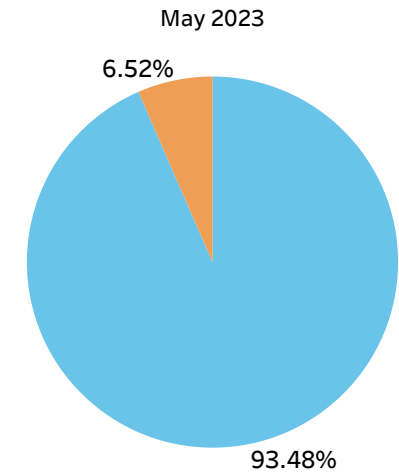
The share of the IDM was **3.01%** or **15 887.9 MWh** in the total volume.



The total traded volume of electricity amounted to **1 632 470.8 MWh** in **May 2023**.

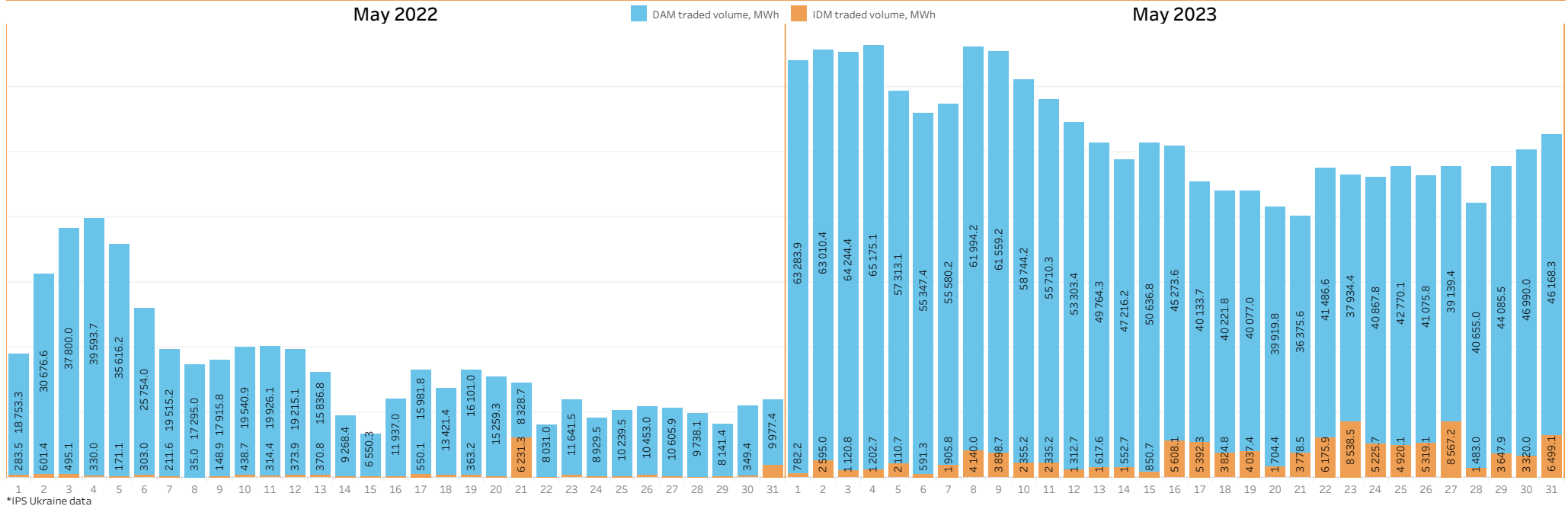
The share of the DAM was **93.48%** or **1 526 057.5 MWh** in the total volume.

The share of the IDM was **6.52%** or **106 413.3 MWh** in the total volume.



In May 2023 the total traded volume was **67.62%** or **1 103 790.6 MWh** more than the total traded volume in May 2022: on the DAM traded volume was **66.40%** or **1 013 265.2 MWh** higher, on the IDM traded volume was **85.07%** or **90 525.4 MWh** higher.

Distribution of traded volumes



*IPS Ukraine data

The difference between offered purchase and sales volumes on the DAM, MWh

Table with 31 columns (hour 01.05.23 to 31.05.23) and 24 rows of data showing the difference between offered purchase and sales volumes on the DAM in MWh. Values range from -108.6 to 1088.2.

In the second half of May, there was a deficit of supply. On the DAM the largest deficit was recorded at 10 p.m.

The largest difference between the supply and demand on the DAM was recorded at 3 p.m. on May 14 and was fixed in amount of 3 399.9 MWh.

The difference between offered purchase and sales volumes on the IDM, MWh

Table with 31 columns (hour 01.05.23 to 31.05.23) and 24 rows of data showing the difference between offered purchase and sales volumes on the IDM in MWh. Values range from -96.9 to 1088.2.

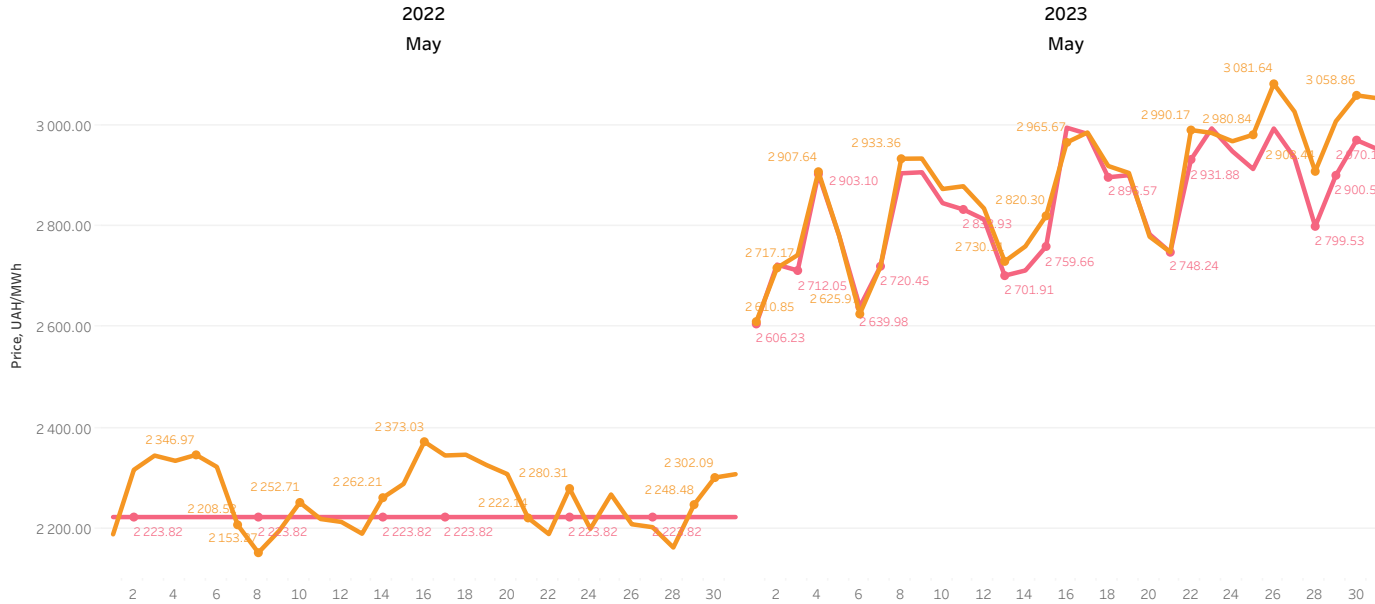
In the second half of May, there was a deficit of supply. On the IDM the largest deficit was recorded at 12 a.m.

The largest difference between the supply and demand on the IDM was recorded at 2 p.m. on May 10 and was fixed in amount of 2 621.2 MWh.

*IPS Ukraine data

Red - an excess of the offered purchase volume over the offered sales volume. Green - an excess of the offered sales volume over the offered purchase volume.

DAM prices comparison: price (Product Base) and weighted average price



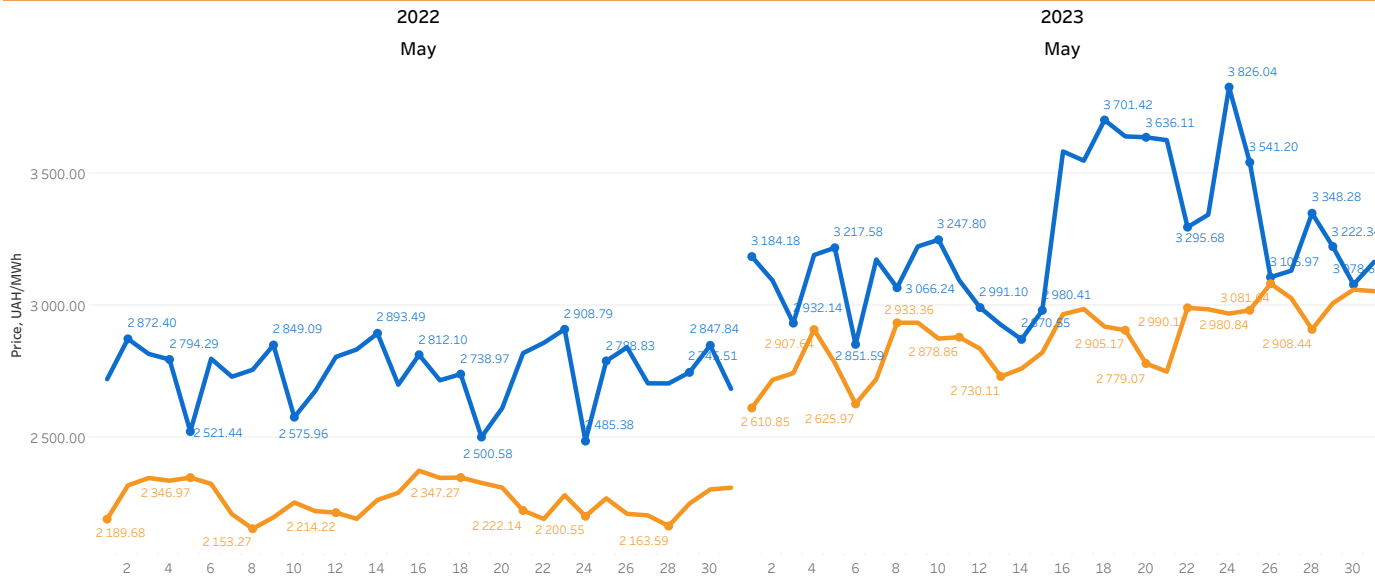
In May 2023:
 DAM price (Product Base) was **2 845.42 UAH/MWh**;
 DAM weighted average price was **2 867.02 UAH/MWh**;
 DAM price (Product Peak) was **3 080.85 UAH/MWh**;
 DAM price (Product OffPeak) was **2 610.00 UAH/MWh**.

The difference between the DAM price (Product Base) and the weighted average price on the DAM was **21.60 UAH/MWh**.

In May 2022:
 DAM price (Product Base) was **2 223.82 UAH/MWh**;
 DAM weighted average price was **2 275.79 UAH/MWh**.

In May 2023 the DAM price (Product Base) was **621.60 UAH/MWh** higher than the DAM price (Product Base) in May 2022.

Weighted average prices comparison : on the DAM and IDM



In May 2023 the DAM weighted average price was **591.22 UAH/MWh** higher than the DAM weighted average price in May 2022.

In May 2023:
 IDM weighted average price was **3 318.04 UAH/MWh**.

In May 2022:
 IDM weighted average price was **2 770.10 UAH/MWh**.

The IDM weighted average price was **547.94 UAH/MWh** higher in **May 2023** than the IDM weighted average price in **May 2022**.

*all prices are net of VAT

Hourly prices difference between the DAM and IDM prices, UAH/MWh

Table with 32 columns (hour 01.05.23 to 31.05.23) and 24 rows (1 to 24). It displays the hourly price difference in UAH/MWh between DAM and IDM prices for May 2023. Values range from -39.10 to 0.00.

The largest hourly price difference in May 2023 between the DAM and IDM prices was recorded at 5 p.m. on May 16 and amounted to 200.34 UAH/MWh.

The largest difference between price in the hour during this month was recorded at 11 a.m. and averaged to 55.89 UAH/MWh.

May 2022

Hourly prices difference between the DAM and IDM prices, UAH/MWh

Table with 32 columns (hour 01.05.22 to 31.05.22) and 24 rows (1 to 24). It displays the hourly price difference in UAH/MWh between DAM and IDM prices for May 2022. Values are mostly -137.90 or 264.63.

In May 2022, the hourly price difference between the DAM and IDM prices for 8-23 hours was 264,63 UAH/MWh, for 1-7, 24 hours - 137,90 UAH/MWh.

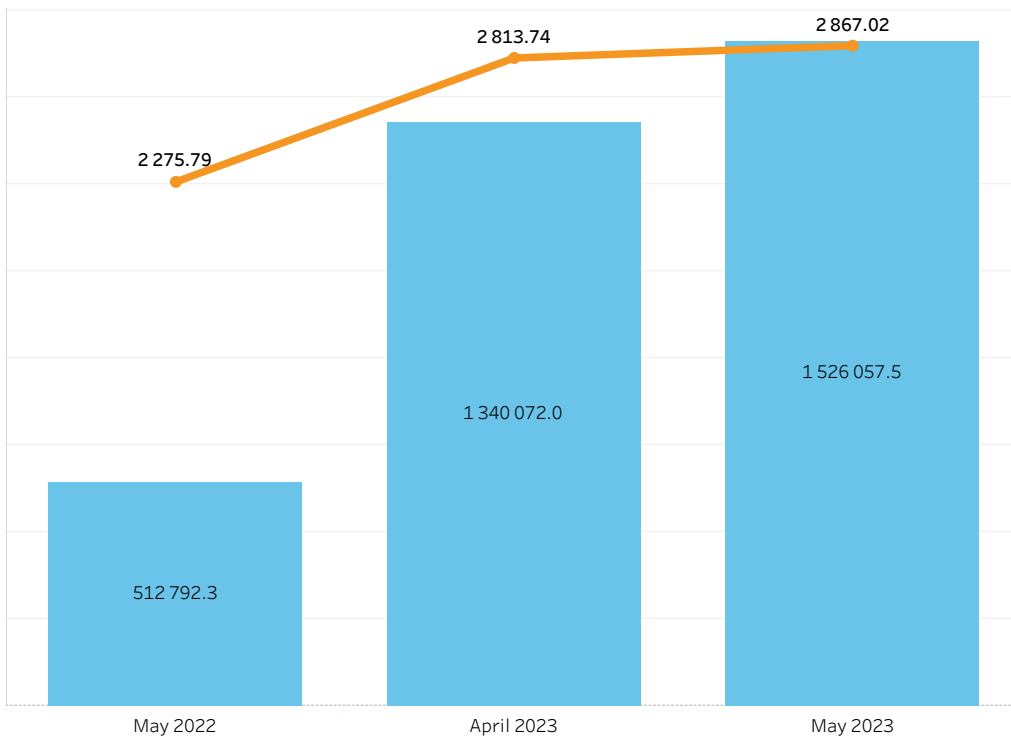
*all prices are net of VAT **IPS Ukraine data

Weighted average prices and traded volumes on the DAM and on the IDM compared with the previous periods

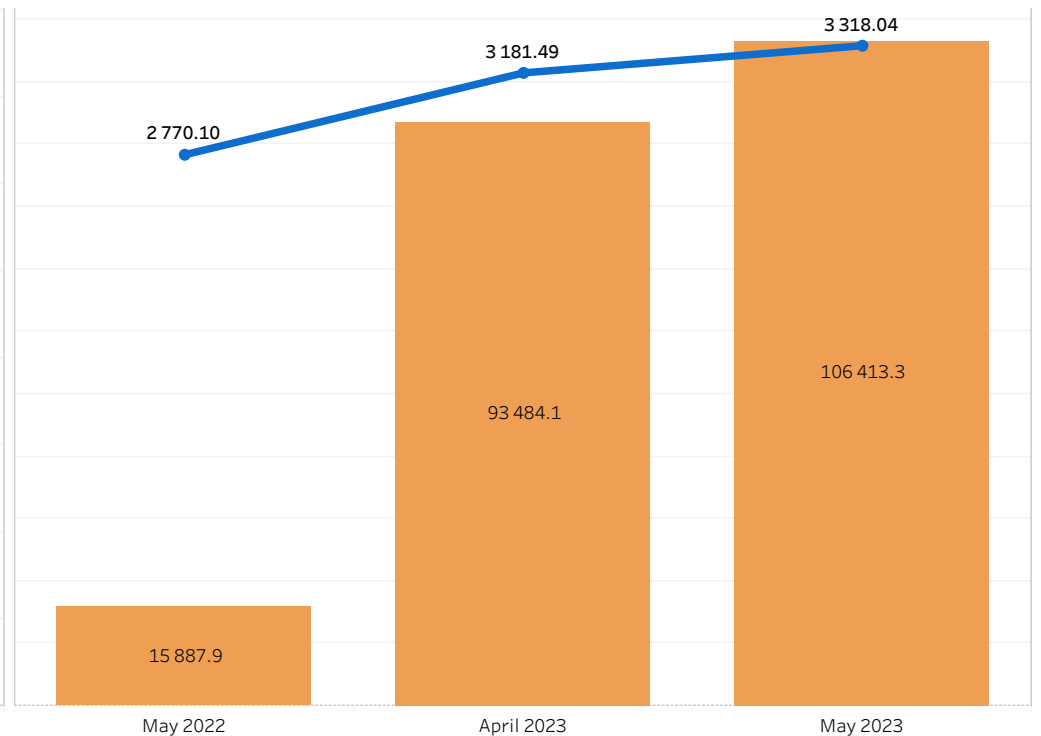


Indicator	May 2022	April 2023	May 2023	1 decade of May 2023	2 decade of May 2023	3 decade of May 2023
DAM weighted average price, UAH/MWh	2 275.79	2 813.74	2 867.02	2 786.47	2 854.12	2 986.76
DAM traded volume, MWh	512 792.3	1 340 072.0	1 526 057.5	606 252.1	462 256.9	457 548.5
IDM weighted average price, UAH/MWh	2 770.10	3 181.49	3 318.04	3 143.28	3 440.49	3 320.83
IDM traded volume, MWh	15 887.9	93 484.1	106 413.3	20 702.4	28 235.9	57 475.0

Weighted average prices and traded volumes on the DAM for the periods: May 2022, April 2023 and May 2023

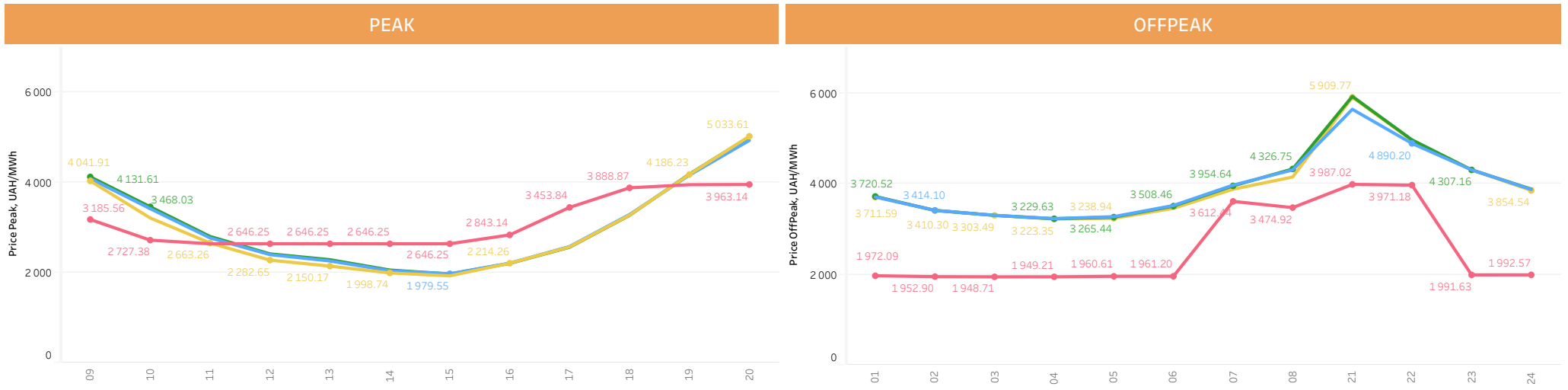


Weighted average prices and traded volumes on the IDM for the periods: May 2022, April 2023 and May 2023



*all prices are net of VAT **IPS Ukraine data

DAM hourly prices (Peak Product and OffPeak Product)*: Ukraine, Romania, Slovak Republic and Hungary

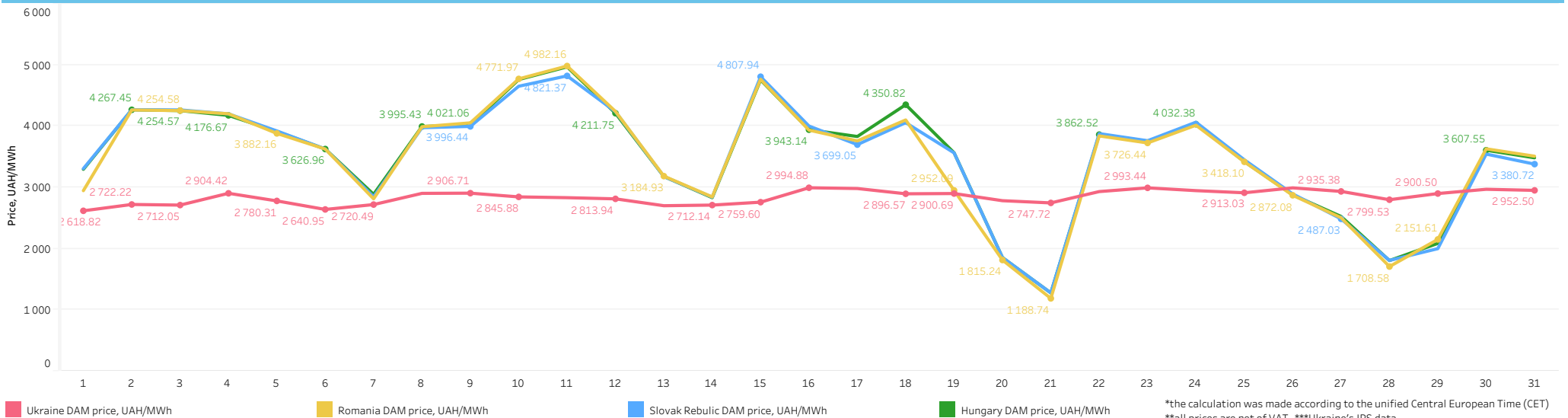


DAM prices (Product Base) were amounted to*:
 Ukraine: 2 845.63 UAH/MWh;
 Romania: 3 457.73 UAH/MWh;
 Slovak Republic: 3 506.00 UAH/MWh;
 Hungary: 3 530.30 UAH/MWh.

DAM prices (Product Peak) were amounted to*:
 Ukraine: 3 117.84 UAH/MWh;
 Romania: 3 016.42 UAH/MWh;
 Slovak Republic: 3 061.10 UAH/MWh;
 Hungary: 3 080.44 UAH/MWh.

DAM prices (Product OffPeak) were amounted to*:
 Ukraine: 2 573.82 UAH/MWh;
 Romania: 3 948.99 UAH/MWh;
 Slovak Republic: 3 950.89 UAH/MWh;
 Hungary: 3 980.15 UAH/MWh.

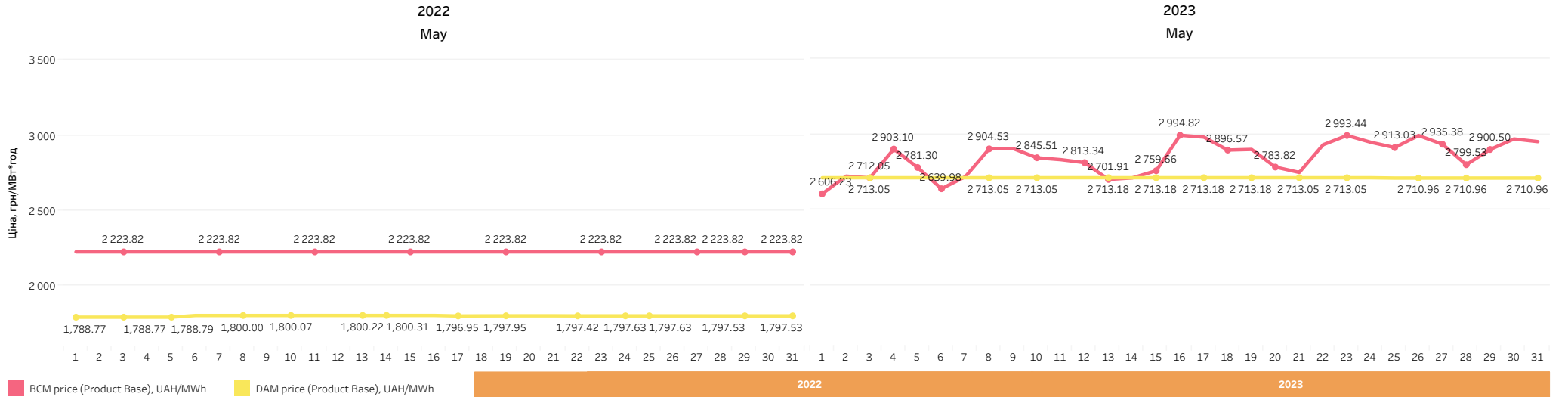
The DAM prices (Product Base) of Ukraine, Romania, Slovak Republic and Hungary



*the calculation was made according to the unified Central European Time (CET)
 all prices are net of VAT *Ukraine's IPS data

DAM and BCM prices comparison for May 2022 and 2023

The DAM and the BCM prices



In May 2022:

DAM price (Product Base) was 2 223.82 UAH/MWh;
 BCM price (Product Base) was 1 797.10 UAH/MWh.

The DAM price was 426.72 UAH/MWh higher than the BCM price.

In May 2023:

DAM price (Product Base) was 2 845.42 UAH/MWh;
 BCM price (Product Base) was 2 712.62 UAH/MWh.

The DAM price was 132.80 UAH/MWh higher than the BCM price.

Day	2022			2023		
	DAM price (Product Base), UAH/MWh	BCM price (Product Base), UAH/MWh	Price difference, UAH/MWh	DAM price (Product Base), UAH/MWh	BCM price (Product Base), UAH/MWh	Price difference, UAH/MWh
1	2 223.82	1 788.77	-435.05	2 606.23	2 713.05	+106.82
2	2 223.82	1 788.77	-435.05	2 723.72	2 713.05	-10.67
3	2 223.82	1 788.77	-435.05	2 712.05	2 713.05	+1.00
4	2 223.82	1 788.77	-435.05	2 903.10	2 713.05	-190.05
5	2 223.82	1 788.79	-435.03	2 781.30	2 713.05	-68.25
6	2 223.82	1 800.00	-423.82	2 639.98	2 713.05	+73.07
7	2 223.82	1 800.00	-423.82	2 720.45	2 713.05	-7.40
8	2 223.82	1 800.00	-423.82	2 904.53	2 713.05	-191.48
9	2 223.82	1 800.10	-423.72	2 906.58	2 713.05	-193.53
10	2 223.82	1 800.07	-423.75	2 845.51	2 713.05	-132.46
11	2 223.82	1 800.31	-423.51	2 832.93	2 713.18	-119.75
12	2 223.82	1 800.22	-423.60	2 813.34	2 713.18	-100.16
13	2 223.82	1 800.22	-423.60	2 701.91	2 713.18	+11.27
14	2 223.82	1 800.31	-423.51	2 712.14	2 713.18	+1.04
15	2 223.82	1 800.31	-423.51	2 759.66	2 713.18	-46.48
16	2 223.82	1 800.31	-423.51	2 994.82	2 713.18	-281.64
17	2 223.82	1 796.95	-426.87	2 982.62	2 713.18	-269.44
18	2 223.82	1 797.62	-426.20	2 896.57	2 713.18	-183.39
19	2 223.82	1 797.95	-425.87	2 900.90	2 713.18	-187.72
20	2 223.82	1 798.04	-425.78	2 783.82	2 713.18	-70.64
21	2 223.82	1 798.08	-425.74	2 748.24	2 713.05	-35.19
22	2 223.82	1 797.42	-426.40	2 931.88	2 713.05	-218.83
23	2 223.82	1 797.63	-426.19	2 993.44	2 713.05	-280.39
24	2 223.82	1 797.63	-426.19	2 948.09	2 713.05	-235.04
25	2 223.82	1 797.63	-426.19	2 913.03	2 710.96	-202.07
26	2 223.82	1 797.63	-426.19	2 993.23	2 710.96	-282.27
27	2 223.82	1 797.63	-426.19	2 935.38	2 710.96	-224.42
28	2 223.82	1 797.53	-426.29	2 799.53	2 710.96	-88.57
29	2 223.82	1 797.53	-426.29	2 900.50	2 710.96	-189.54
30	2 223.82	1 797.53	-426.29	2 970.17	2 710.96	-259.21
31	2 223.82	1 797.53	-426.29	2 952.50	2 710.96	-241.54
Average indicator	2 223.82	1 797.10	-426.72	2 845.42	2 712.62	-132.80

*The BCM price was calculated according to the results of UEB auctions for the sale of electricity under bilateral contracts held in the previous month(April) and the month of supply (May), for the purchase and sale of base load electricity for the month of supply (May 2022 and May 2023, respectively)

all prices are net of VAT *Ukraine's IPS data