



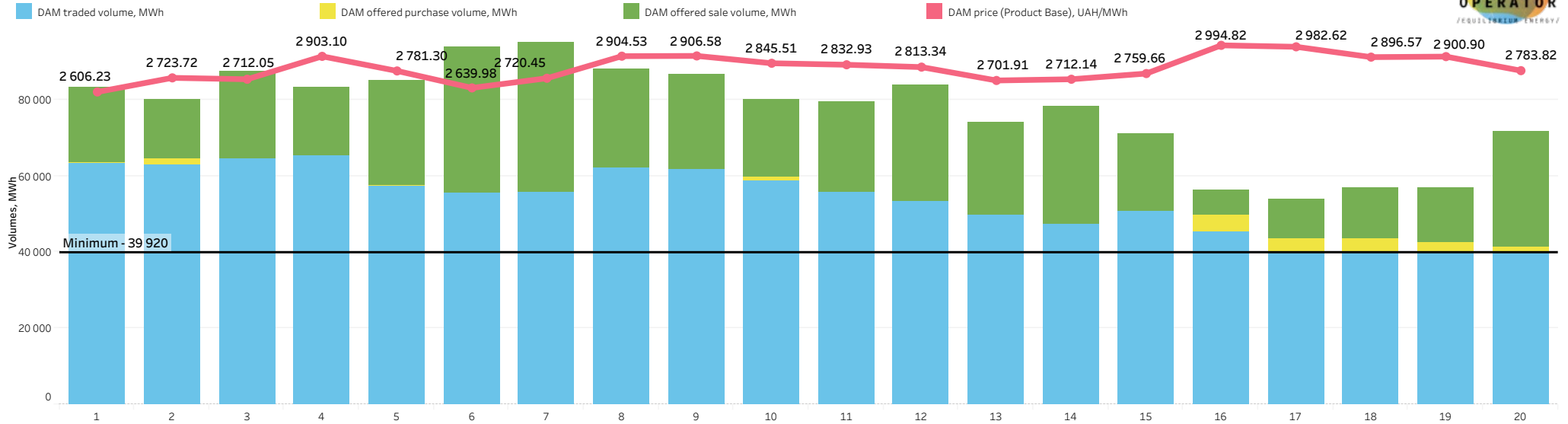
# MARKET OPERATOR

/EQUILIBRIUM ENERGY/

## Comparative analysis of the market for 20 days of May 2023:

1. Analysis of the day-ahead market (DAM) operation;
2. Analysis of the intraday market (IDM) operation;
3. Comparative analysis of DAM prices in Ukraine, Romania, Slovak Republic and Hungary;
4. Comparative analysis of DAM and bilateral contracts market (BCM) prices.

## Prices, traded and offered volumes on the DAM for the period: May 1-20, 2023



1 068 509.0 MWh were traded on the DAM in the two decade of May 2023.

The largest traded volume of DAM was fixed in amount of 65 175.1 MWh on May 4 (Thursday), and the smallest one - in amount of 39 919.8 MWh on May 20 (Saturday).

The traded **sold** volume on the DAM was 30.76% less than offered one for the 20 days of May 2023.

The traded **purchased** volume on the DAM was 1.57% less than offered one for the same period.

Date	DAM price (Product Base), UAH/MWh	DAM traded volume, MWh	DAM offered purchase volume, MWh	DAM offered sale volume, MWh	The difference between the DAM traded and offered purchase volume	The difference between the DAM traded and offered sale volume
1 May 2023	2 606.23	63 283.9	63 513.8	83 206.8	-0.36%	-23.94%
2 May 2023	2 723.72	63 010.4	64 252.5	79 966.2	-1.93%	-21.20%
3 May 2023	2 712.05	64 244.4	64 244.4	87 426.3	0.00%	-26.52%
4 May 2023	2 903.10	65 175.1	65 288.4	83 346.9	-0.17%	-21.80%
5 May 2023	2 781.30	57 313.1	57 404.2	84 930.4	-0.16%	-32.52%
6 May 2023	2 639.98	55 347.4	55 347.4	93 730.2	0.00%	-40.95%
7 May 2023	2 720.45	55 580.2	55 580.2	94 941.4	0.00%	-41.46%
8 May 2023	2 904.53	61 994.2	61 994.2	87 885.3	0.00%	-29.46%
9 May 2023	2 906.58	61 559.2	61 559.2	86 635.1	0.00%	-28.94%
10 May 2023	2 845.51	58 744.2	59 472.6	79 816.4	-1.22%	-26.40%
11 May 2023	2 832.93	55 710.3	55 710.3	79 227.4	0.00%	-29.68%
12 May 2023	2 813.34	53 303.4	53 310.6	83 768.1	-0.01%	-36.37%
13 May 2023	2 701.91	49 764.3	49 764.3	73 902.0	0.00%	-32.66%
14 May 2023	2 712.14	47 216.2	47 216.2	78 169.4	0.00%	-39.60%
15 May 2023	2 759.66	50 636.8	50 644.9	70 858.2	-0.02%	-28.54%
16 May 2023	2 994.82	45 273.6	49 732.7	56 137.2	-8.97%	-19.35%
17 May 2023	2 982.62	40 133.7	43 477.3	53 895.4	-7.69%	-25.53%
18 May 2023	2 896.57	40 221.8	43 309.4	56 886.4	-7.13%	-29.29%
19 May 2023	2 900.90	40 077.0	42 480.7	56 912.9	-5.66%	-29.58%
20 May 2023	2 783.82	39 919.8	41 222.2	71 459.2	-3.16%	-44.14%
<b>Total for period</b>	<b>2 806.11</b>	<b>1 068 509.0</b>	<b>1 085 525.5</b>	<b>1 543 101.2</b>	<b>-1.57%</b>	<b>-30.76%</b>

\*all prices are net of VAT \*\*Ukraine's IPS data

## Prices, traded and offered volumes on the IDM for the period: May 1-20, 2023

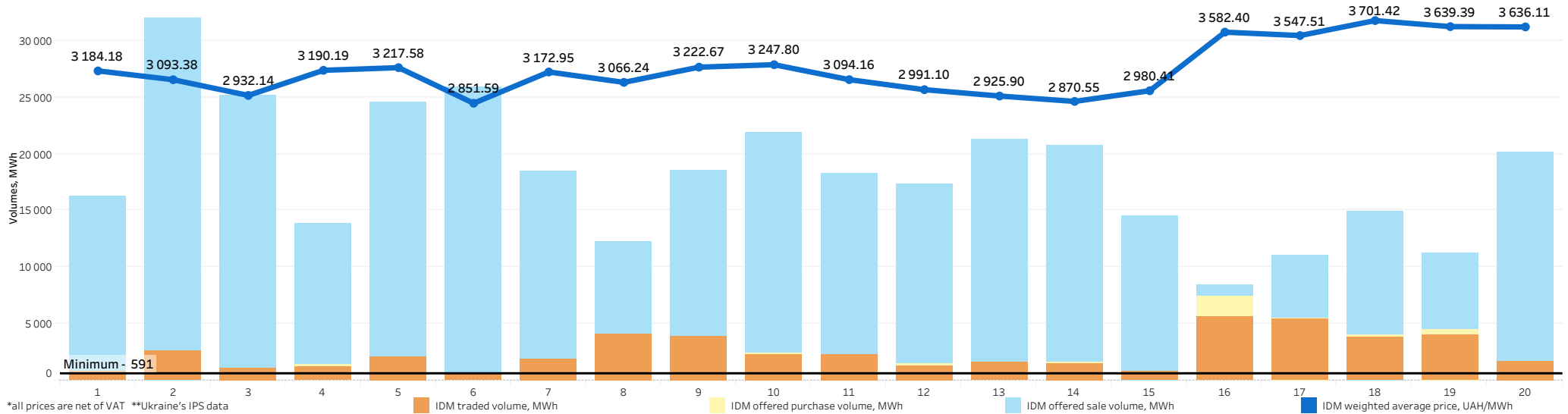
Date	IDM weighted average price, UAH/MWh	IDM traded volume, MWh	IDM offered purchase volume, MWh	IDM offered sale volume, MWh	The difference between the IDM traded and offered purchase volume	The difference between the IDM traded and offered sale volume
1 May 2023	3 184.18	782.2	782.2	16 244.2	0.00%	-95.18%
2 May 2023	3 093.38	2 595.0	2 595.0	32 008.9	0.00%	-91.89%
3 May 2023	2 932.14	1 120.8	1 120.8	25 148.5	0.00%	-95.54%
4 May 2023	3 190.19	1 202.7	1 403.4	13 867.5	-14.30%	-91.33%
5 May 2023	3 217.58	2 110.7	2 110.7	24 601.7	0.00%	-91.42%
6 May 2023	2 851.59	591.3	591.3	25 920.2	0.00%	-97.72%
7 May 2023	3 172.95	1 905.8	1 905.8	18 436.2	0.00%	-89.66%
8 May 2023	3 066.24	4 140.0	4 149.1	12 279.1	-0.22%	-66.28%
9 May 2023	3 222.67	3 898.7	3 898.7	18 539.0	0.00%	-78.97%
10 May 2023	3 247.80	2 355.2	2 432.1	21 912.4	-3.16%	-89.25%
11 May 2023	3 094.16	2 335.2	2 346.8	18 249.3	-0.49%	-87.20%
12 May 2023	2 991.10	1 312.7	1 520.8	17 390.5	-13.68%	-92.45%
13 May 2023	2 925.90	1 617.6	1 617.6	21 309.7	0.00%	-92.41%
14 May 2023	2 870.55	1 552.7	1 598.0	20 764.7	-2.83%	-92.52%
15 May 2023	2 980.41	850.7	850.7	14 570.0	0.00%	-94.16%
16 May 2023	3 582.40	5 608.1	7 451.2	8 450.0	-24.74%	-33.63%
17 May 2023	3 547.51	5 392.3	5 551.6	11 067.0	-2.87%	-51.28%
18 May 2023	3 701.42	3 824.8	4 015.5	14 956.1	-4.75%	-74.43%
19 May 2023	3 639.39	4 037.4	4 535.3	11 269.8	-10.98%	-64.18%
20 May 2023	3 636.11	1 704.4	1 722.1	20 197.9	-1.03%	-91.56%
Total for period	3 314.76	48 938.3	52 198.7	367 182.7	-6.25%	-86.67%

48 938.3 MWh were traded on the IDM in the two decade of May 2023.

The largest traded volume of IDM was fixed in amount of 5 608.1 MWh on May 16 (Tuesday), and the smallest one - in amount of 591.3 MWh on May 6 (Saturday).

The traded sold volume on the IDM was 86.67% less than offered one for the 20 days of May 2023.

The traded purchased volume on the IDM was 6.25% less than offered one for the same period.



\*all prices are net of VAT \*\*Ukraine's IPS data

■ IDM traded volume, MWh

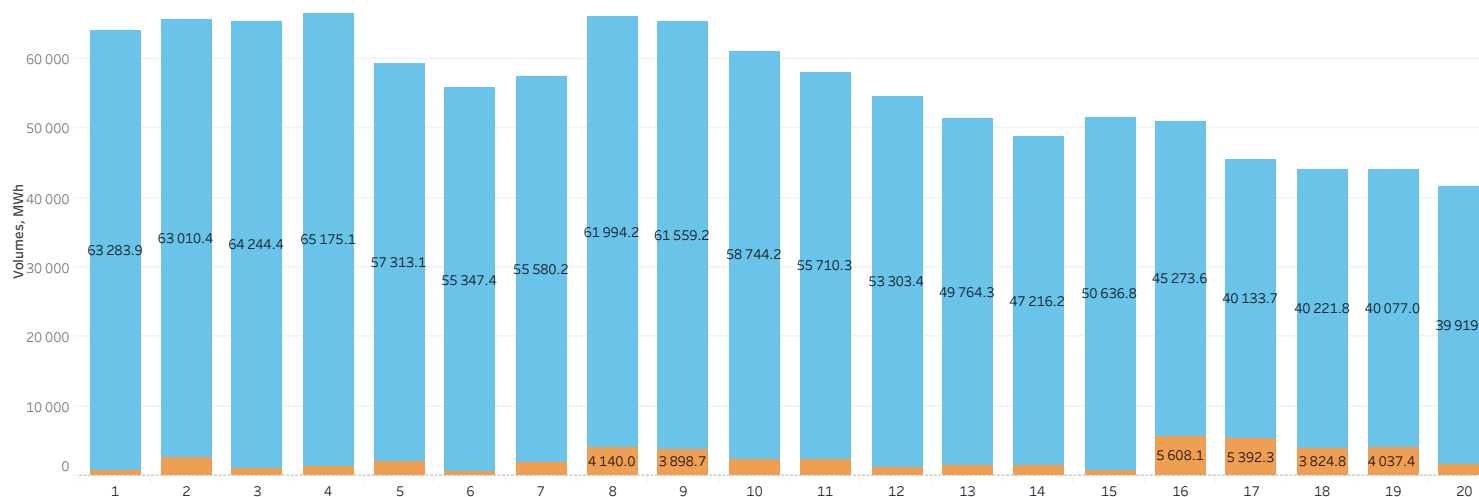
■ IDM offered purchase volume, MWh

■ IDM offered sale volume, MWh

■ IDM weighted average price, UAH/MWh

# Distribution of the electricity traded volumes on the DAM and IDM for the period: May 1-20, 2023

## Distribution of traded volumes on the DAM and IDM



The **total traded** amount of electricity within the two market segments amounted to **1 117 447.3 MWh** in the two decade of May 2023.

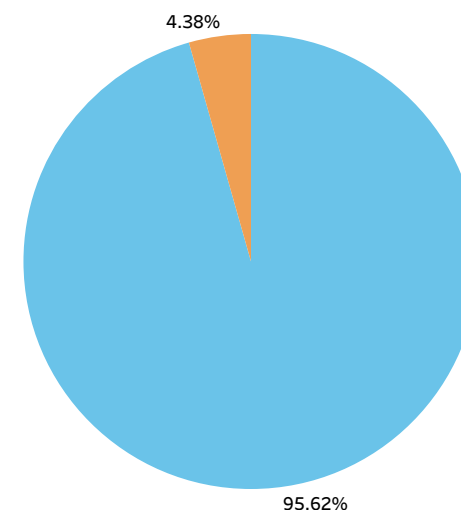
The share of the **DAM** was **95.62%** or **1 068 509.0 MWh** in the total volume, while the share of the **IDM** was **4.38%** or **48 938.3 MWh**.

The largest traded volume within the two market segments was fixed in amount of **66 377.8 MWh** on **May 4 (Thursday)**, as well as the smallest one - in amount of **41 624.2 MWh** on **May 20 (Saturday)**.

## Volumes on the DAM and IDM

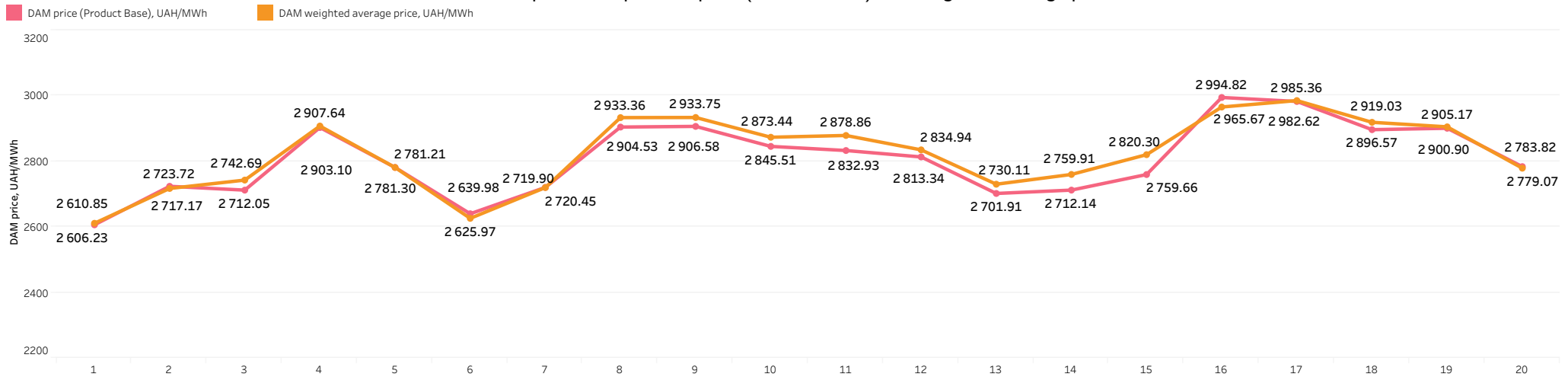
Date	Total volume, MWh	DAM traded volume, MWh	The share of the DAM volume in the total volume	IDM traded volume, MWh	The share of the IDM volume in the total volume
1 May 2023	64 066.1	63 283.9	98.78%	782.2	1.22%
2 May 2023	65 605.4	63 010.4	96.04%	2 595.0	3.96%
3 May 2023	65 365.2	64 244.4	98.29%	1 120.8	1.71%
4 May 2023	66 377.8	65 175.1	98.19%	1 202.7	1.81%
5 May 2023	59 423.8	57 313.1	96.45%	2 110.7	3.55%
6 May 2023	55 938.7	55 347.4	98.94%	591.3	1.06%
7 May 2023	57 486.0	55 580.2	96.68%	1 905.8	3.32%
8 May 2023	66 134.2	61 994.2	93.74%	4 140.0	6.26%
9 May 2023	65 457.9	61 559.2	94.04%	3 898.7	5.96%
10 May 2023	61 099.4	58 744.2	96.15%	2 355.2	3.85%
11 May 2023	58 045.5	55 710.3	95.98%	2 335.2	4.02%
12 May 2023	54 616.1	53 303.4	97.60%	1 312.7	2.40%
13 May 2023	51 381.9	49 764.3	96.85%	1 617.6	3.15%
14 May 2023	48 768.9	47 216.2	96.82%	1 552.7	3.18%
15 May 2023	51 487.5	50 636.8	98.35%	850.7	1.65%
16 May 2023	50 881.7	45 273.6	88.98%	5 608.1	11.02%
17 May 2023	45 526.0	40 133.7	88.16%	5 392.3	11.84%
18 May 2023	44 046.6	40 221.8	91.32%	3 824.8	8.68%
19 May 2023	44 114.4	40 077.0	90.85%	4 037.4	9.15%
20 May 2023	41 624.2	39 919.8	95.91%	1 704.4	4.09%
<b>Total for period</b>	<b>1 117 447.3</b>	<b>1 068 509.0</b>	<b>95.62%</b>	<b>48 938.3</b>	<b>4.38%</b>

■ DAM traded volume, MWh  
■ IDM traded volume, MWh



## The DAM prices for the period: May 1-20, 2023

### The DAM prices comparison: price (Product Base) and weighted average price



### The DAM prices

Date	DAM price (Product Base), UAH/MWh	Comparison of the DAM price with the previous day	DAM weighted average price, UAH/MWh	The difference between the DAM weighted average price and the DAM price (Product Base), UAH/MWh	DAM price (Product Peak), UAH/MWh	DAM price (Product OffPeak), UAH/MWh
1 May 2023	2606.23	1.47%	2610.85	+4.62	2816.64	2395.83
2 May 2023	2723.72	4.51%	2717.17	-6.55	2862.19	2585.25
3 May 2023	2712.05	-0.43%	2742.69	+30.64	2878.75	2545.36
4 May 2023	2903.10	7.04%	2907.64	+4.54	3143.11	2663.09
5 May 2023	2781.30	-4.20%	2781.21	-0.09	2916.48	2646.12
6 May 2023	2639.98	-5.08%	2625.97	-14.01	2788.96	2491.00
7 May 2023	2720.45	3.05%	2719.90	-0.55	2910.87	2530.03
8 May 2023	2904.53	6.77%	2933.36	+28.83	3159.29	2649.77
9 May 2023	2906.58	0.07%	2933.75	+27.17	3169.40	2643.76
10 May 2023	2845.51	-2.10%	2873.44	+27.93	3045.16	2645.86
11 May 2023	2832.93	-0.44%	2878.86	+45.93	3021.29	2644.58
12 May 2023	2813.34	-0.69%	2834.94	+21.60	3068.79	2557.89
13 May 2023	2701.91	-3.96%	2730.11	+28.20	2940.23	2463.58
14 May 2023	2712.14	0.38%	2759.91	+47.77	2914.19	2510.08
15 May 2023	2759.66	1.75%	2820.30	+60.64	2968.29	2551.02
16 May 2023	2994.82	8.52%	2965.67	-29.15	3323.09	2666.56
17 May 2023	2982.62	-0.41%	2985.36	+2.74	3306.43	2658.82
18 May 2023	2896.57	-2.89%	2919.03	+22.46	3136.15	2657.00
19 May 2023	2905.17	0.15%	2905.17	+4.27	3143.68	2658.12
20 May 2023	2783.82	-4.04%	2779.07	-4.75	2989.81	2577.83
Average indicator	<b>2806.11</b>		<b>2815.74</b>	<b>+9.63</b>	<b>3025.14</b>	<b>2587.08</b>

#### For the period of May 1-20, 2023:

DAM price (Product Base) was **2 806.11 UAH/MWh**, DAM weighted average price was **2 815.74 UAH/MWh**, DAM price (Product Peak) was **3 025.14 UAH/MWh**, DAM price (Product OffPeak) was **2 587.08 UAH/MWh**,

The highest price of the DAM (Product Base) was fixed in amount of **2 994.82 UAH/MWh** on **May 16 (Tuesday)**, and the lowest one - in amount of **2 606.23 UAH/MWh** on **May 1 (Monday)**.

The highest weighted average price on the DAM was fixed in amount of **2 985.36 UAH/MWh** on **May 17 (Wednesday)**, and the lowest one - in amount of **2 610.85 UAH/MWh** on **May 1 (Monday)**.

The difference between the weighted average price on the DAM and the DAM price (Product Base) was **9.63 UAH/MWh** in the two decade of May 2023.

## The DAM and IDM prices comparison for the period: May 1-20, 2023



The largest difference in the hour between weighted average price on the IDM and on the DAM price (Product Base) was recorded at on 5 p.m. May 16 and amounted to 200.34 UAH/MWh.

**The difference between hourly prices: the DAM price (Product Base) and weighted average price of the IDM, UAH/MWh**

Date	Timeline (hour)																							
	1	2	3	4	5	6	7	8	9	10	11	12	13	14	15	16	17	18	19	20	21	22	23	24
01.05.2023	-33.96	-33.96	-33.96	-33.96	-33.96	-33.96	-35.00	-57.84	-52.93	-52.93	-52.93	-52.93	-52.93	-52.93	-52.93	-52.93	-52.93	-52.93	-67.00	-12.88	-35.00	0.00	0.00	-39.10
02.05.2023	0.00	0.00	-35.00	-35.00	-35.00	0.00	0.00	-62.56	-57.80	-52.93	-52.93	-52.93	-52.93	-52.93	-52.93	-52.93	-52.93	-52.93	-73.24	-22.00	0.00	0.00	0.00	0.00
03.05.2023	-36.00	-36.00	-36.00	-36.88	-36.88	-36.00	-36.00	-62.56	-57.70	-57.70	-52.93	-52.93	-52.93	-52.93	-52.93	-52.93	-52.93	-52.93	-40.00	-72.90	-15.69	0.00	-40.00	-36.00
04.05.2023	-36.00	0.00	0.00	0.00	0.00	0.00	0.00	0.00	-28.82	-59.00	-59.84	-52.93	-52.93	-52.93	-52.93	-52.93	-52.93	-35.00	-35.00	-3.37	0.00	0.00	-3.27	-3.71
05.05.2023	-4.23	-3.95	-36.00	-36.00	-36.00	-4.19	-4.18	-50.00	-65.30	-58.90	-52.93	-52.93	-52.93	-52.93	-52.93	-52.93	-52.93	-59.00	-67.00	-36.00	-36.00	0.00	-36.00	0.00
06.05.2023	-28.00	-28.00	-28.00	-28.32	-28.00	-28.00	-29.89	-52.93	-52.93	-52.93	-52.93	-52.93	-52.93	-52.93	-52.93	-52.93	-52.93	-52.93	-63.00	-77.10	-77.10	-77.10	-75.24	-28.00
07.05.2023	-4.65	-36.00	-36.00	-36.00	-36.00	-36.00	-36.00	-52.93	-52.93	-52.93	-52.93	-52.93	-52.93	-52.93	-52.93	-52.93	-52.93	-63.00	-28.81	-7.00	-4.74	-2.80	-29.45	-28.26
08.05.2023	-3.63	-36.00	-36.00	-36.00	-36.00	-36.00	-4.31	-3.43	-4.22	-69.30	-52.93	-52.93	-52.93	-52.93	-52.93	-52.93	-52.93	-29.84	-28.18	-15.00	-4.24	0.00	-4.27	-2.86
09.05.2023	-28.00	-28.00	-28.00	-28.78	-28.00	-28.00	-4.38	-29.72	-34.10	-40.00	-52.93	-52.93	-52.93	-52.93	-52.93	-52.93	-52.93	-73.36	-55.00	-29.88	-14.00	0.00	-29.96	-28.00
10.05.2023	-25.00	-25.00	-28.62	-30.00	-29.51	-28.10	-28.45	-55.00	-69.00	-65.30	-52.93	-52.93	-52.93	-52.93	-52.93	-52.93	-59.84	-59.84	-34.63	0.00	0.00	0.00	0.00	0.00
11.05.2023	-16.00	-16.00	-29.62	-34.58	-28.58	-16.00	-16.00	-34.02	-69.30	-59.00	-52.93	-52.93	-52.93	-52.93	-52.93	-52.93	-52.93	-69.92	-34.33	-77.10	-28.40	0.00	-29.81	-16.00
12.05.2023	-14.36	-12.00	-39.08	-39.08	-39.08	-39.08	-38.98	-71.30	-71.30	-62.56	-61.84	-52.93	-52.93	-52.93	-52.93	-52.93	-52.93	-67.00	-46.00	-77.18	-77.14	-79.48	-77.18	-12.00
13.05.2023	0.00	-29.00	-36.92	-36.92	-36.92	-36.92	-34.18	-61.00	-58.96	-58.78	-52.93	-52.93	-52.93	-52.93	-52.93	-52.93	-52.93	-63.00	-33.00	-75.10	-75.10	-33.00	-75.10	-28.00
14.05.2023	0.00	-17.00	-36.90	-36.90	-36.90	-36.90	-34.18	-62.56	-62.20	-58.98	-52.93	-52.93	-52.93	-52.93	-52.93	-52.93	-52.93	-52.93	-75.10	-13.72	-46.00	-33.00	0.00	0.00
15.05.2023	0.00	-36.90	-34.18	-34.18	-34.18	-36.90	-17.00	-14.69	-62.56	-59.80	-52.93	-52.93	-52.93	-52.93	-52.93	-52.93	-52.93	-59.84	0.00	-14.28	-77.10	0.00	-14.63	-13.41
16.05.2023	-1.27	0.00	0.00	0.00	0.00	0.00	0.00	0.00	0.00	-2.20	-109.12	-52.93	-52.93	-52.93	-52.93	-52.93	-52.93	-12.00	0.00	0.00	0.00	0.00	0.00	0.00
17.05.2023	0.00	-13.15	-17.00	-17.00	-17.00	-17.00	0.00	-13.02	-19.11	-72.60	-72.60	-52.93	-52.93	-52.93	-52.93	-52.93	-52.93	-65.00	-45.00	0.00	0.00	0.00	0.00	0.00
18.05.2023	0.00	-17.00	-19.42	-20.39	-19.91	-19.55	0.00	-19.72	-77.80	-65.30	-52.93	-52.93	-52.93	-52.93	-52.93	-52.93	-52.93	-45.00	0.00	0.00	0.00	0.00	0.00	0.00
19.05.2023	0.00	-13.98	-17.00	-17.00	-17.00	-17.00	0.00	-20.56	-19.61	-65.30	-52.93	-52.93	-52.93	-52.93	-52.93	-52.93	-52.93	-45.00	0.00	0.00	0.00	0.00	0.00	0.00
20.05.2023	-5.09	-17.00	-17.00	-17.00	-17.00	-17.00	-26.00	-61.00	-61.00	-55.60	-52.93	-52.93	-52.93	-52.93	-52.93	-52.93	-52.93	-71.00	-26.00	0.00	0.00	0.00	0.00	0.00

\*all prices are net of VAT \*\*Ukraine's IPS data

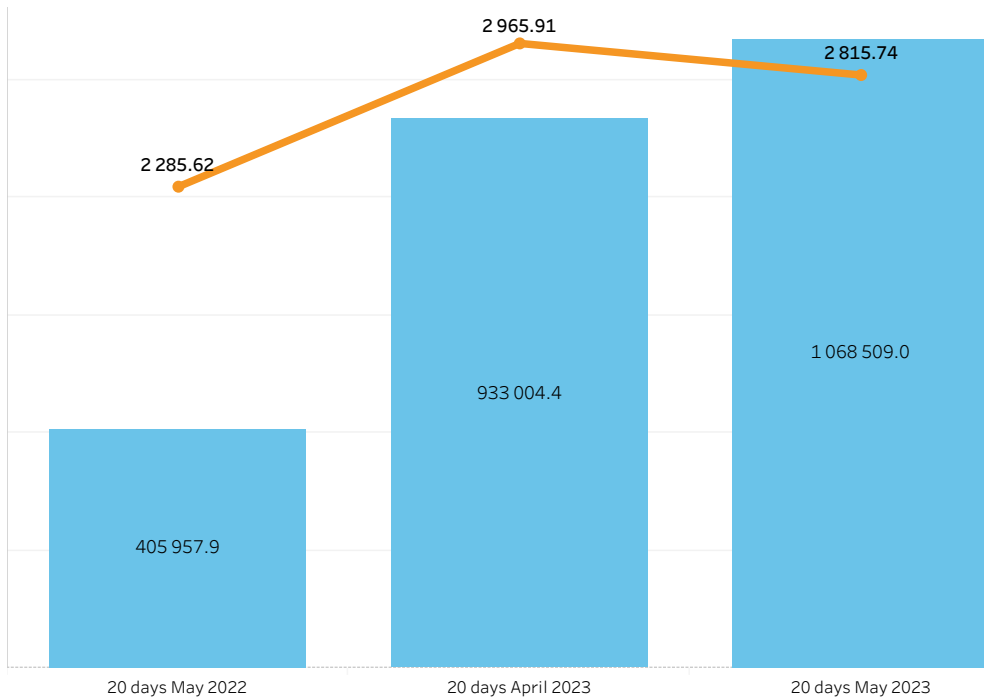
# Weighted average prices and traded volumes on the DAM and IDM compared with the previous periods



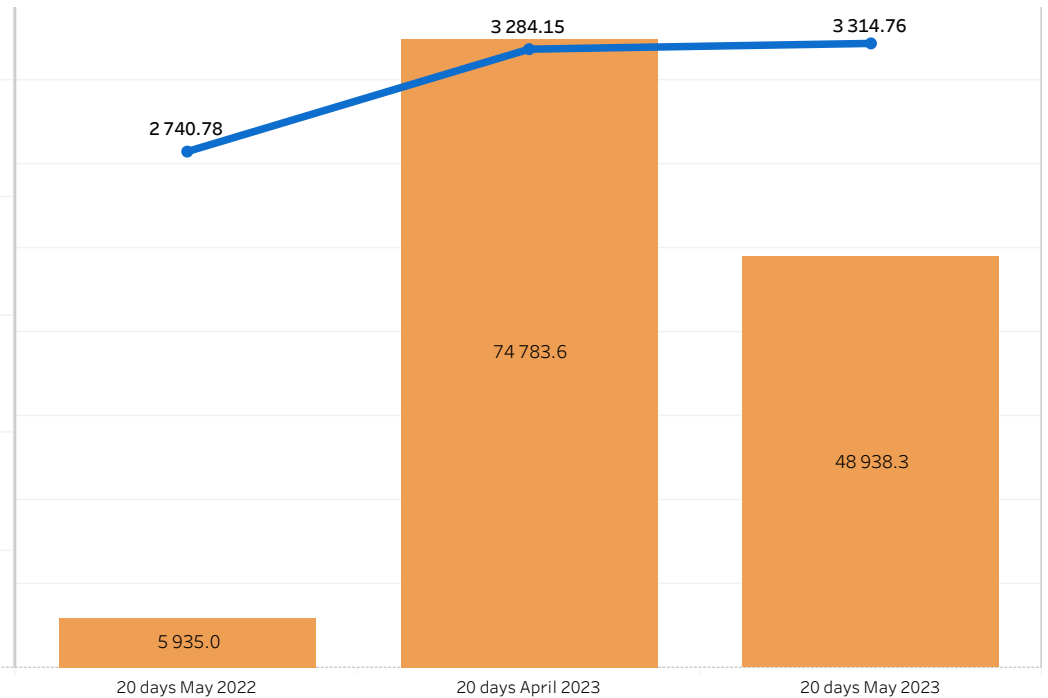
## Weighted average prices and traded volumes on the DAM and IDM

Indicator	20 days May 2022	20 days April 2023	20 days May 2023	1 decade of May 2023	2 decade of May 2023
DAM weighted average price, UAH/MWh	2 285.62	2 965.91	2 815.74	2 786.47	2 854.12
DAM traded volume, MWh	405 957.9	933 004.4	1 068 509.0	606 252.1	462 256.9
IDM weighted average price, UAH/MWh	2 740.78	3 284.15	3 314.76	3 143.28	3 440.49
IDM traded volume, MWh	5 935.0	74 783.6	48 938.3	20 702.4	28 235.9

Weighted average prices and traded volumes on the DAM for the periods:  
May 2022, 1-20; April 2023, 1-20; May 2023, 1-20



Weighted average prices and traded volumes on the IDM for the periods:  
May 2022, 1-20; April 2023, 1-20; May 2023, 1-20



\*in accordance with the resolution of the NERC dated 05.10.2018 №1179, the market operator determines and publishes on its own official website no later than the 25th day of the calculation period the weighted average actual price of electricity on the market "one day ahead" for the first 20 days of the previous calculation period \*\*all prices are net of VAT \*\*\*Ukraine's IPS data

# The DAM prices of Ukraine, Romania, Slovak Republic and Hungary for the period: May 1-20, 2023



The DAM prices (Product Base)\*

The DAM prices comparison to the previous day\*

Date	Ukraine DAM price (Product Base), UAH/MWh	Romania DAM price (Product Base), UAH/MWh	Slovak Republic DAM price (Product Base), UAH/MWh	Hungary DAM price (Product Base), UAH/MWh
1 May 2023	2 618.82	2 947.10	3 307.16	3 295.71
2 May 2023	2 722.22	4 265.19	4 269.32	4 267.45
3 May 2023	2 712.05	4 254.58	4 265.85	4 254.57
4 May 2023	2 904.42	4 202.85	4 201.39	4 176.67
5 May 2023	2 780.31	3 882.16	3 922.58	3 914.61
6 May 2023	2 640.95	3 626.98	3 627.39	3 626.96
7 May 2023	2 720.49	2 814.36	2 848.23	2 888.03
8 May 2023	2 903.52	3 991.45	3 975.79	3 995.43
9 May 2023	2 906.71	4 054.35	3 996.44	4 021.06
10 May 2023	2 845.88	4 771.97	4 652.18	4 761.74
11 May 2023	2 833.00	4 982.16	4 821.37	4 968.88
12 May 2023	2 813.94	4 241.00	4 237.42	4 211.75
13 May 2023	2 701.91	3 184.93	3 178.25	3 179.13
14 May 2023	2 712.14	2 845.52	2 841.04	2 833.12
15 May 2023	2 759.60	4 765.46	4 807.94	4 755.37
16 May 2023	2 994.88	3 935.98	4 002.78	3 943.14
17 May 2023	2 982.62	3 759.81	3 699.05	3 831.67
18 May 2023	2 896.57	4 101.82	4 057.92	4 350.82
19 May 2023	2 900.69	2 952.09	3 564.38	3 566.26
20 May 2023	2 783.84	1 815.24	1 855.43	1 855.19
Average indicator	<b>2 806.73</b>	<b>3 769.75</b>	<b>3 806.59</b>	<b>3 834.88</b>

Date	DAM price comparison to the previous day, Ukraine	DAM price comparison to the previous day, Romania	DAM price comparison to the previous day, Slovak Republic	DAM price comparison to the previous day, Hungary
1 May 2023	2.36%	6.43%	18.88%	18.43%
2 May 2023	3.95%	44.73%	29.09%	29.49%
3 May 2023	-0.37%	-0.25%	-0.08%	-0.30%
4 May 2023	7.09%	-1.22%	-1.51%	-1.83%
5 May 2023	-4.27%	-7.63%	-6.64%	-6.27%
6 May 2023	-5.01%	-6.57%	-7.53%	-7.35%
7 May 2023	3.01%	-22.40%	-21.48%	-20.37%
8 May 2023	6.73%	41.82%	39.59%	38.34%
9 May 2023	0.11%	1.58%	0.52%	0.64%
10 May 2023	-2.09%	17.70%	16.41%	18.42%
11 May 2023	-0.45%	4.40%	3.64%	4.35%
12 May 2023	-0.67%	-14.88%	-12.11%	-15.24%
13 May 2023	-3.98%	-24.90%	-25.00%	-24.52%
14 May 2023	0.38%	-10.66%	-10.61%	-10.88%
15 May 2023	1.75%	67.47%	69.23%	67.85%
16 May 2023	8.53%	-17.41%	-16.75%	-17.08%
17 May 2023	-0.41%	-4.48%	-7.59%	-2.83%
18 May 2023	-2.89%	9.10%	9.70%	13.55%
19 May 2023	0.14%	-28.03%	-12.16%	-18.03%
20 May 2023	-4.03%	-38.51%	-47.95%	-47.98%

For the period of May 1-20, 2023:

the DAM of **Ukraine**: the highest price was fixed in amount of **2 994.88 UAH/MWh** on **May 16**, the lowest one - in amount of **2 618.82 UAH/MWh** on **May 1**;

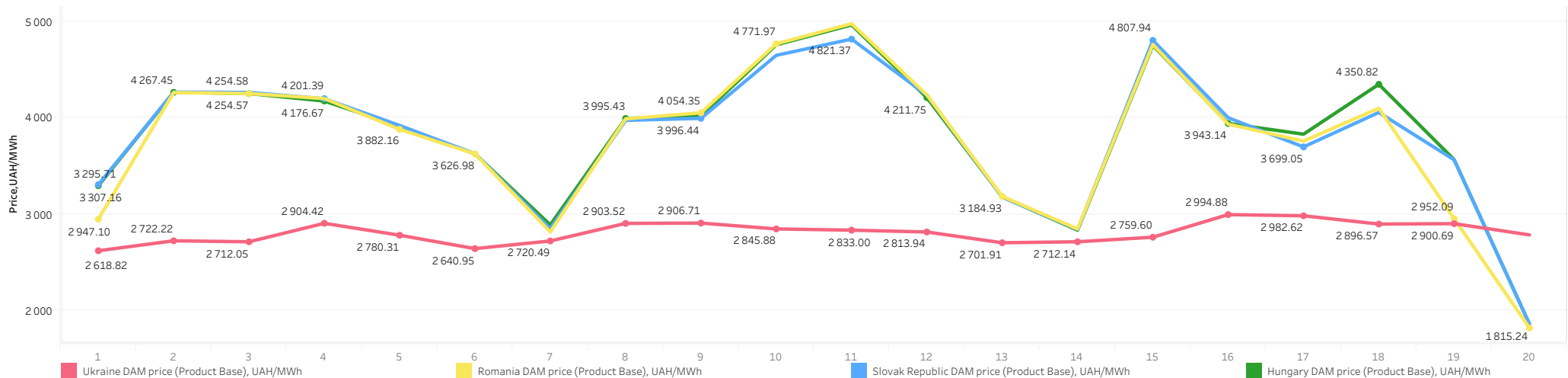
the DAM of **Romania**: the highest price was fixed in amount of **4 982.16 UAH/MWh** on **May 11**, the lowest one - in amount of **1 815.24 UAH/MWh** on **May 20**;

the DAM of **Slovak Republic**: the highest price was fixed in amount of **4 821.37 UAH/MWh** on **May 11**, the lowest one - in amount of **1 855.43 UAH/MWh** on **May 20**;

the DAM of **Hungary**: the highest price was fixed in amount of **4 968.88 UAH/MWh** on **May 11**, the lowest one - in amount of **1 855.19 UAH/MWh** on **May 20**.

\* the calculation was made according to the unified Central European Time (CET) \*\*Ukraine's IPS data \*\*\*all prices are net of VAT

The DAM prices (Product Base) of Ukraine, Romania, Slovak Republic and Hungary\*





# The DAM and the BCM prices for the period: May 1-20, 2023



## The DAM and the BCM prices

Date	DAM price (Product Base), UAH/MWh	BCM price (Product Base), UAH/MWh	Price difference, UAH/MWh
1 May 2023	2 606.23	2 713.05	+106.82
2 May 2023	2 723.72	2 713.05	-10.67
3 May 2023	2 712.05	2 713.05	+1.00
4 May 2023	2 903.10	2 713.05	-190.05
5 May 2023	2 781.30	2 713.05	-68.25
6 May 2023	2 639.98	2 713.05	+73.07
7 May 2023	2 720.45	2 713.05	-7.40
8 May 2023	2 904.53	2 713.05	-191.48
9 May 2023	2 906.58	2 713.05	-193.53
10 May 2023	2 845.51	2 713.05	-132.46
11 May 2023	2 832.93	2 713.18	-119.75
12 May 2023	2 813.34	2 713.18	-100.16
13 May 2023	2 701.91	2 713.18	+11.27
14 May 2023	2 712.14	2 713.18	+1.04
15 May 2023	2 759.66	2 713.18	-46.48
16 May 2023	2 994.82	2 713.18	-281.64
17 May 2023	2 982.62	2 713.18	-269.44
18 May 2023	2 896.57	2 713.18	-183.39
19 May 2023	2 900.90	2 713.18	-187.72
20 May 2023	2 783.82	2 713.18	-70.64
Average indicator	<b>2 806.11</b>	<b>2 713.12</b>	<b>-92.99</b>

For the period of May 1-20, 2023 the difference between the BCM price (Product Base) and the DAM price (Product Base) was **92.99 UAH/MWh**.

The highest price difference was fixed in amount of **281.64 UAH/MWh** on May 16,

the lowest one - in amount of **1.00 UAH/MWh** on May 3.

\*The BCM price was calculated according to the results of UEB auctions for the sale of electricity under bilateral contracts held in the previous month (April 2023) and the month of supply (May 2023), for the purchase and sale of base load electricity for the month of supply (May 2023, respectively)  
 \*\*all prices are net of VAT \*\*\*Ukraine's IPS data

