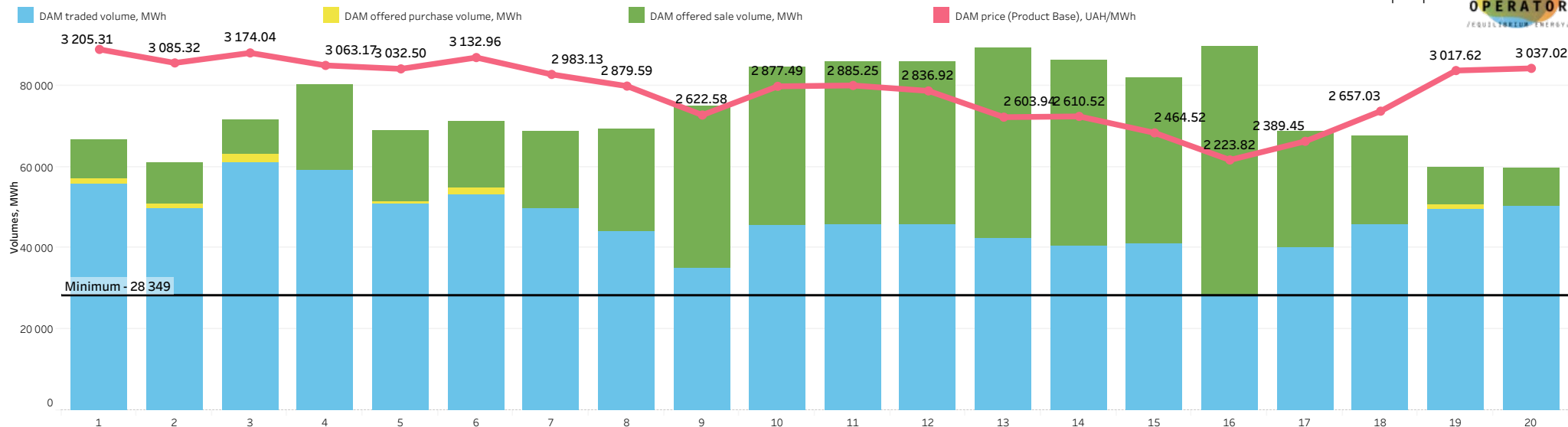




Comparative analysis of the market for 20 days of April 2023:

1. Analysis of the day-ahead market (DAM) operation;
2. Analysis of the intraday market (IDM) operation;
3. Comparative analysis of DAM prices in Ukraine, Romania, Slovak Republic and Hungary;
4. Comparative analysis of DAM and bilateral contracts market (BCM) prices.

Prices, traded and offered volumes on the DAM for the period: April 1-20, 2023



933 004,4 MWh were traded on the DAM in the two decade of April 2023.

The largest traded volume of DAM was fixed in amount of 60 990,7 MWh on April 3 (Monday),

and the smallest one - in amount of 28 349,2 MWh on April 16 (Sunday).

The traded **sold** volume on the DAM was **37,40%** less than offered one for the 20 days of April 2023.

The traded **purchased** volume on the DAM was **0,85%** less than offered one for the same period.

Date	DAM price (Product Base), UAH/MWh	DAM traded volume, MWh	DAM offered purchase volume, MWh	DAM offered sale volume, MWh	The difference between the DAM traded and offered purchase volume	The difference between the DAM traded and offered sale volume
1 April 2023	3 205.31	55 516.9	57 043.1	66 696.7	-2.68%	-16.76%
2 April 2023	3 085.32	49 838.8	50 884.5	60 979.7	-2.06%	-18.27%
3 April 2023	3 174.04	60 990.7	63 019.5	71 427.0	-3.22%	-14.61%
4 April 2023	3 063.17	58 936.8	58 936.8	80 276.9	0.00%	-26.58%
5 April 2023	3 032.50	50 900.9	51 505.6	68 784.0	-1.17%	-26.00%
6 April 2023	3 132.96	53 102.5	54 852.9	71 040.4	-3.19%	-25.25%
7 April 2023	2 983.13	49 690.6	49 747.8	68 658.2	-0.11%	-27.63%
8 April 2023	2 879.59	44 078.4	44 115.3	69 054.2	-0.08%	-36.17%
9 April 2023	2 622.58	35 153.0	35 153.0	74 965.0	0.00%	-53.11%
10 April 2023	2 877.49	45 572.2	45 581.0	84 568.5	-0.02%	-46.11%
11 April 2023	2 885.25	45 815.4	45 815.4	85 715.3	0.00%	-46.55%
12 April 2023	2 836.92	45 751.2	45 751.2	85 849.5	0.00%	-46.71%
13 April 2023	2 603.94	42 450.0	42 450.0	89 251.6	0.00%	-52.44%
14 April 2023	2 610.52	40 327.2	40 327.2	86 209.0	0.00%	-53.22%
15 April 2023	2 464.52	40 827.2	40 827.2	81 912.2	0.00%	-50.16%
16 April 2023	2 223.82	28 349.2	28 349.2	89 559.6	0.00%	-68.35%
17 April 2023	2 389.45	40 215.7	40 215.7	68 712.6	0.00%	-41.47%
18 April 2023	2 657.03	45 661.5	45 673.7	67 367.8	-0.03%	-32.22%
19 April 2023	3 017.62	49 556.9	50 464.2	59 820.5	-1.80%	-17.16%
20 April 2023	3 037.02	50 269.3	50 309.8	59 503.0	-0.08%	-15.52%
Total for period	2 839.11	933 004.4	941 023.1	1490 351.7	-0.85%	-37.40%

*all prices are net of VAT **Ukraine's IPS data

Prices, traded and offered volumes on the IDM for the period: April 1-20, 2023

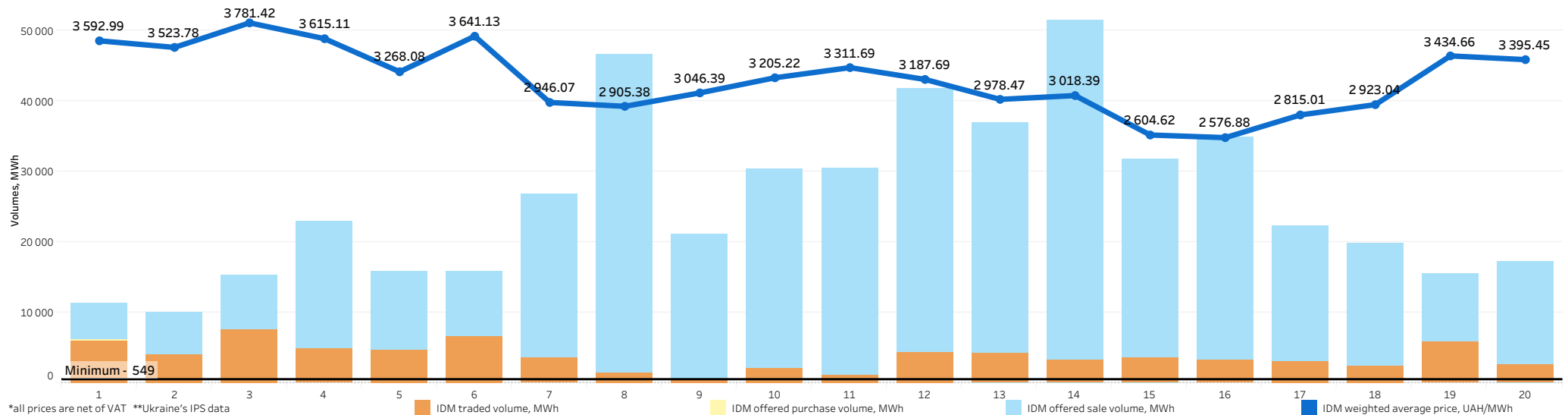
Date	IDM weighted average price, UAH/MWh	IDM traded volume, MWh	IDM offered purchase volume, MWh	IDM offered sale volume, MWh	The difference between the IDM traded and offered purchase volume	The difference between the IDM traded and offered sale volume
1 April 2023	3 592.99	5 913.2	6 205.2	11 342.5	-4.71%	-47.87%
2 April 2023	3 523.78	3 962.4	3 962.4	9 933.1	0.00%	-60.11%
3 April 2023	3 781.42	7 555.8	7 555.8	15 270.0	0.00%	-50.52%
4 April 2023	3 615.11	4 813.8	4 813.8	22 888.7	0.00%	-78.97%
5 April 2023	3 268.08	4 728.2	4 728.2	15 841.0	0.00%	-70.15%
6 April 2023	3 641.13	6 625.6	6 625.6	15 826.7	0.00%	-58.14%
7 April 2023	2 946.07	3 536.6	3 536.6	26 801.2	0.00%	-86.80%
8 April 2023	2 905.38	1 463.6	1 463.6	46 583.5	0.00%	-96.86%
9 April 2023	3 046.39	549.2	549.2	21 172.7	0.00%	-97.41%
10 April 2023	3 205.22	2 109.8	2 109.8	30 353.6	0.00%	-93.05%
11 April 2023	3 311.69	1 128.7	1 128.7	30 443.1	0.00%	-96.29%
12 April 2023	3 187.69	4 318.8	4 318.8	41 806.6	0.00%	-89.67%
13 April 2023	2 978.47	4 123.0	4 123.0	36 830.6	0.00%	-88.81%
14 April 2023	3 018.39	3 295.9	3 295.9	51 425.2	0.00%	-93.59%
15 April 2023	2 604.62	3 537.9	3 537.9	31 746.2	0.00%	-88.86%
16 April 2023	2 576.88	3 279.7	3 279.7	34 829.5	0.00%	-90.58%
17 April 2023	2 815.01	2 999.8	3 049.7	22 176.0	-1.64%	-86.47%
18 April 2023	2 923.04	2 434.6	2 434.6	19 799.9	0.00%	-87.70%
19 April 2023	3 434.66	5 819.8	5 819.8	15 491.7	0.00%	-62.43%
20 April 2023	3 395.45	2 587.2	2 587.2	17 240.7	0.00%	-84.99%
Total for period	3 284.15	74 783.6	75 125.5	517 802.5	-0.46%	-85.56%

74 783,6 MWh were traded on the IDM in the two decade of April 2023.

The largest traded volume of IDM was fixed in amount of 7 555,8 MWh on April 3 (Monday), and the smallest one - in amount of 549,2 MWh on April 9 (Sunday).

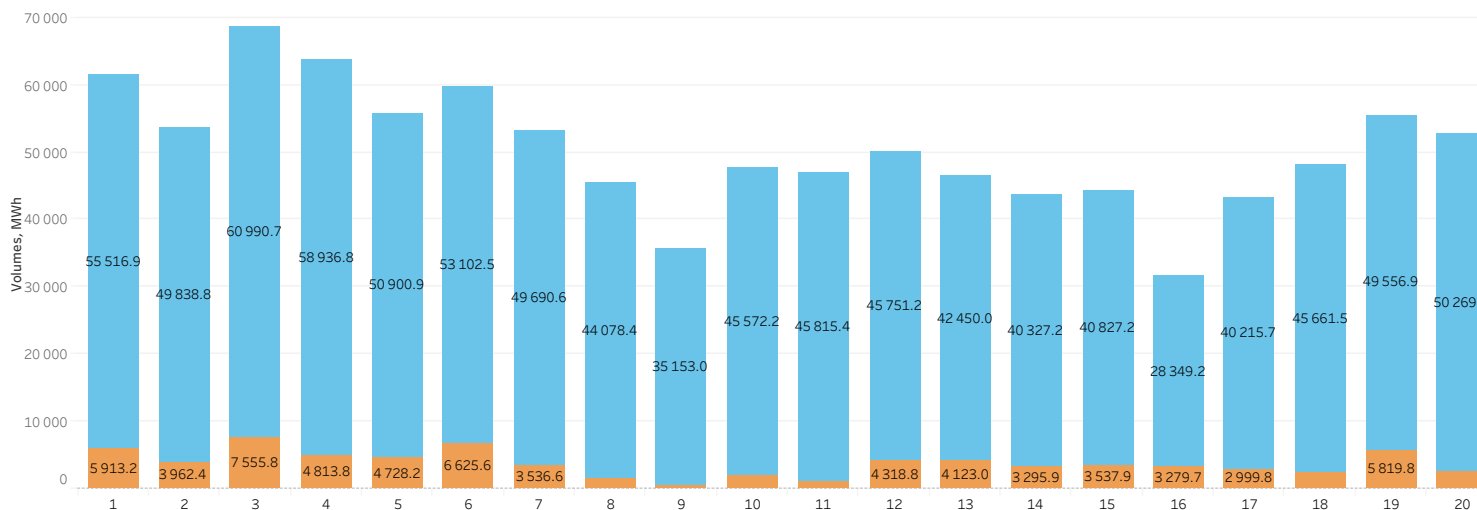
The traded sold volume on the IDM was 85,56% less than offered one for the 20 days of April 2023.

The traded purchased volume on the IDM was 0,46% less than offered one for the same period.



Distribution of the electricity traded volumes on the DAM and IDM for the period: April 1-20, 2023

Distribution of traded volumes on the DAM and IDM



The **total traded** amount of electricity within the two market segments amounted to **1 007 788,0 MWh** in the two decade of April 2023.

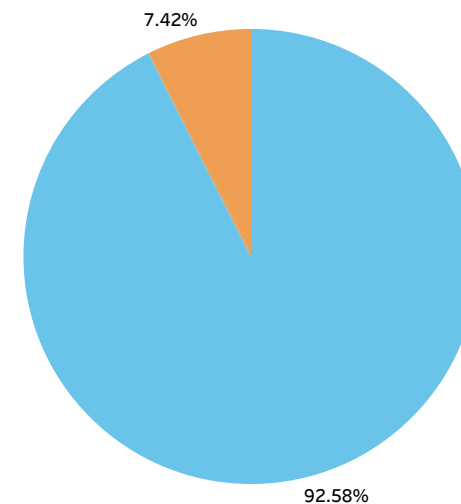
The share of the **DAM** was **92,58%** or **933 004,4 MWh** in the total volume, while the share of the **IDM** was **7,42%** or **74 783,6 MWh**.

The largest traded volume within the two market segments was fixed in amount of **68 546,5 MWh** on **April 3 (Monday)**, as well as the smallest one - in amount of **31 628,9 MWh** on **April 16 (Sunday)**.

Volumes on the DAM and IDM

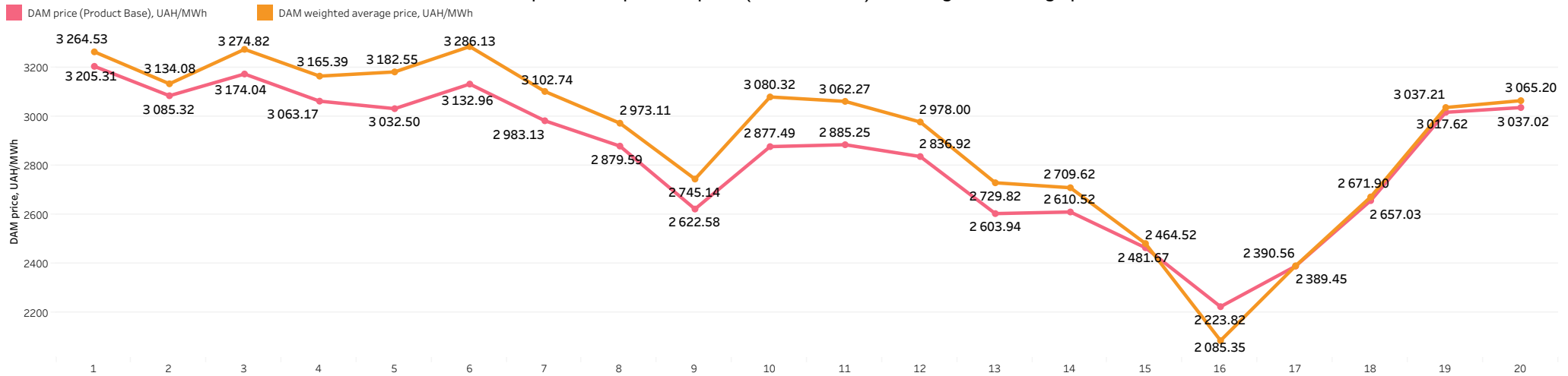
■ DAM traded volume, MWh
■ IDM traded volume, MWh

Date	Total volume, MWh	DAM traded volume, MWh	The share of the DAM volume in the total volume	IDM traded volume, MWh	The share of the IDM volume in the total volume
1 April 2023	61 430.1	55 516.9	90.37%	5 913.2	9.63%
2 April 2023	53 801.2	49 838.8	92.64%	3 962.4	7.36%
3 April 2023	68 546.5	60 990.7	88.98%	7 555.8	11.02%
4 April 2023	63 750.6	58 936.8	92.45%	4 813.8	7.55%
5 April 2023	55 629.1	50 900.9	91.50%	4 728.2	8.50%
6 April 2023	59 728.1	53 102.5	88.91%	6 625.6	11.09%
7 April 2023	53 227.2	49 690.6	93.36%	3 536.6	6.64%
8 April 2023	45 542.0	44 078.4	96.79%	1 463.6	3.21%
9 April 2023	35 702.2	35 153.0	98.46%	549.2	1.54%
10 April 2023	47 682.0	45 572.2	95.58%	2 109.8	4.42%
11 April 2023	46 944.1	45 815.4	97.60%	1 128.7	2.40%
12 April 2023	50 070.0	45 751.2	91.37%	4 318.8	8.63%
13 April 2023	46 573.0	42 450.0	91.15%	4 123.0	8.85%
14 April 2023	43 623.1	40 327.2	92.44%	3 295.9	7.56%
15 April 2023	44 365.1	40 827.2	92.03%	3 537.9	7.97%
16 April 2023	31 628.9	28 349.2	89.63%	3 279.7	10.37%
17 April 2023	43 215.5	40 215.7	93.06%	2 999.8	6.94%
18 April 2023	48 096.1	45 661.5	94.94%	2 434.6	5.06%
19 April 2023	55 376.7	49 556.9	89.49%	5 819.8	10.51%
20 April 2023	52 856.5	50 269.3	95.11%	2 587.2	4.89%
Total for period	1 007 788.0	933 004.4	92.58%	74 783.6	7.42%



The DAM prices for the period: April 1-20, 2023

The DAM prices comparison: price (Product Base) and weighted average price



The DAM prices

Date	DAM price (Product Base), UAH/MWh	Comparison of the DAM price with the previous day	DAM weighted average price, UAH/MWh	The difference between the DAM weighted average price and the DAM price (Product Base), UAH/MWh	DAM price (Product Peak), UAH/MWh	DAM price (Product OffPeak), UAH/MWh
1 April 2023	3 205.31	1.78%	3 264.53	+59.22	3 811.14	2 599.47
2 April 2023	3 085.32	-3.74%	3 134.08	+48.76	3 665.25	2 505.38
3 April 2023	3 174.04	2.88%	3 274.82	+100.78	3 837.00	2 511.08
4 April 2023	3 063.17	-3.49%	3 165.39	+102.22	3 698.25	2 428.08
5 April 2023	3 032.50	-1.00%	3 182.55	+150.05	3 709.33	2 355.67
6 April 2023	3 132.96	3.31%	3 286.13	+153.17	3 867.69	2 398.23
7 April 2023	2 983.13	-4.78%	3 102.74	+119.61	3 423.95	2 542.32
8 April 2023	2 879.59	-3.47%	2 973.11	+93.52	3 282.06	2 477.13
9 April 2023	2 622.58	-8.93%	2 745.14	+122.56	3 076.86	2 168.30
10 April 2023	2 877.49	9.72%	3 080.32	+202.83	3 392.87	2 362.11
11 April 2023	2 885.25	0.27%	3 062.27	+177.02	3 424.99	2 345.51
12 April 2023	2 836.92	-1.68%	2 978.00	+141.08	3 282.88	2 390.95
13 April 2023	2 603.94	-8.21%	2 729.82	+125.88	2 965.38	2 242.50
14 April 2023	2 610.52	0.25%	2 709.62	+99.10	2 981.79	2 239.25
15 April 2023	2 464.52	-5.59%	2 481.67	+17.15	2 789.63	2 139.42
16 April 2023	2 223.82	-9.77%	2 085.35	-138.47	2 646.25	1 801.40
17 April 2023	2 389.45	7.45%	2 390.56	+1.11	2 713.13	2 065.77
18 April 2023	2 657.03	11.20%	2 671.90	+14.87	2 915.31	2 398.74
19 April 2023	3 017.62	13.57%	3 037.21	+19.59	3 454.59	2 580.66
20 April 2023	3 037.02	0.64%	3 065.20	+28.18	3 450.25	2 623.78
Average indicator	2 839.11		2 965.91	+126.80	3 319.43	2 358.79

For the period of April 1-20, 2023:

DAM price (Product Base) was **2 839,11 UAH/MWh**, DAM weighted average price was **2 965,91 UAH/MWh**, DAM price (Product Peak) was **3 319,43 UAH/MWh**, DAM price (Product OffPeak) was **2 358,79 UAH/MWh**,

The highest price of the DAM (Product Base) was fixed in amount of **3 205,31 UAH/MWh** on **April 1 (Saturday)**, and the lowest one - in amount of **2 223,82 UAH/MWh** on **April 16 (Sunday)**.

The highest weighted average price on the DAM was fixed in amount of **3 286,13 UAH/MWh** on **April 6 (Thursday)**, and the lowest one - in amount of **2 085,35 UAH/MWh** on **April 16 (Sunday)**.

The difference between the weighted average price on the DAM and the DAM price (Product Base) was **126,80 UAH/MWh** in the two decade of April 2023.

The DAM and IDM prices comparison for the period: April 1-20, 2023



The largest difference in the hour between weighted average price on the IDM and on the DAM price (Product Base) was recorded at on 7 p.m. and 10 p.m. April 3, on 9 p.m. April 4, on 8 p.m. April 9, on 7 p.m. April 10 and amounted to 78.00 UAH/MWh.

The difference between hourly prices: the DAM price (Product Base) and weighted average price of the IDM, UAH/MWh

Date	Timeline (hour)																							
	1	2	3	4	5	6	7	8	9	10	11	12	13	14	15	16	17	18	19	20	21	22	23	24
01.04.2023	-1.00	-48.67	-36.76	-36.76	-36.76	-41.57	-5.00	-14.39	-14.86	0.00	-20.41	-73.50	-72.76	-72.40	-72.40	-72.76	-74.16	-77.40	0.00	0.00	0.00	0.00	0.00	0.00
02.04.2023	-37.00	-37.00	-34.60	-34.60	-34.60	-34.60	-36.96	-72.48	-73.28	-73.40	-73.40	-71.86	-72.16	-67.00	-67.00	-72.16	-73.80	-75.60	0.00	0.00	0.00	0.00	-27.43	0.00
03.04.2023	-36.84	-34.60	-34.60	-34.60	-34.60	-34.60	-37.00	0.00	0.00	0.00	0.00	-73.50	-73.38	-73.38	-73.38	-73.38	-77.90	-77.96	-78.00	0.00	0.00	-78.00	-77.96	-7.00
04.04.2023	-36.96	-34.60	-31.20	-31.20	-31.20	-33.70	-36.96	-73.36	-73.36	-73.40	-73.40	-73.36	-73.30	-72.88	-73.36	-73.36	-77.90	-67.50	-77.80	-77.96	-78.00	-77.96	-77.80	-10.00
05.04.2023	-33.60	-31.40	-31.40	-31.40	-31.40	-31.40	-36.76	-73.30	-73.40	0.00	-73.40	-73.36	-73.36	-73.36	-73.10	-67.00	-67.50	-77.80	-77.96	0.00	0.00	0.00	-67.50	-37.20
06.04.2023	-35.95	-31.40	-30.90	-30.90	-30.90	-31.40	-37.20	-73.40	0.00	0.00	0.00	-28.24	-73.36	-73.36	-73.36	-73.36	-77.96	-77.96	-27.54	0.00	0.00	-36.20	-77.80	-37.20
07.04.2023	-37.20	-37.20	-37.16	-37.16	-37.16	-37.20	-29.64	-73.40	-73.40	-27.45	-73.36	-73.36	-61.40	-61.40	-60.30	-60.30	-60.40	-61.00	-77.96	-29.20	-34.54	0.00	-77.76	-37.20
08.04.2023	-36.47	-37.20	-37.20	-37.16	-37.16	-37.20	-37.20	-61.20	-59.00	-61.00	-63.58	-73.36	-73.36	-63.58	-60.30	-61.40	-59.20	-55.00	-77.96	-2.29	0.00	-77.96	-77.96	-35.00
09.04.2023	-31.40	-31.40	-28.40	-28.40	-28.40	-28.40	-28.40	-53.50	-53.50	-58.88	-60.80	-58.82	-60.30	-59.20	-53.40	-58.82	-58.82	-60.40	-77.50	-78.00	-5.45	-77.50	-67.50	-37.20
10.04.2023	-35.00	-30.90	-28.40	-28.40	-28.40	-28.40	-37.16	-73.36	-73.36	-73.00	-65.70	-61.40	-59.20	-59.20	-53.40	-65.70	-67.50	-77.96	-78.00	-6.59	-2.95	-17.53	-77.96	-33.17
11.04.2023	-35.00	-31.20	-28.60	-28.60	-28.60	-28.60	-35.00	-73.00	-73.38	-72.90	-73.38	-73.38	-53.40	-53.18	-59.20	-60.30	-67.50	-77.96	-77.96	-27.13	-17.14	-29.74	-77.96	-37.30
12.04.2023	-34.40	-34.40	-30.72	-30.72	-30.72	-30.72	-36.00	-73.38	-18.39	-5.38	-73.38	-66.70	-53.02	-52.96	-53.00	-52.96	-59.30	-61.22	-77.84	-77.98	-5.62	-48.00	-77.84	-36.00
13.04.2023	-34.60	-30.72	-30.72	-30.72	-30.72	-30.72	-34.00	-66.70	-66.70	-66.70	-59.72	-52.93	-52.93	-52.93	-52.93	-52.93	-52.93	-59.72	-63.58	-77.72	-52.00	-77.74	-61.60	-31.00
14.04.2023	-33.82	-30.72	-29.20	-29.20	-29.20	-30.72	-33.82	-67.00	-71.00	-66.00	-53.18	-52.93	-52.93	-52.93	-52.93	-52.93	-52.93	-57.80	-73.00	-77.10	-54.00	-77.10	-67.00	-30.72
15.04.2023	-33.82	-33.82	-33.82	-30.72	-30.70	-30.70	-30.72	-54.40	-52.93	-52.93	-52.93	-52.93	-52.93	-52.93	-52.93	-52.93	-52.93	-52.93	-67.00	-73.26	-73.26	-71.60	-59.20	-30.70
16.04.2023	-27.58	-27.58	-27.58	-27.58	-27.58	-27.58	-27.58	-52.93	-52.93	-52.93	-52.93	-52.93	-52.93	-52.93	-52.93	-52.93	-52.93	-52.93	-52.93	-52.93	-52.93	-52.93	-52.93	-27.58
17.04.2023	-29.78	-29.78	-29.78	-29.78	-27.58	-29.78	-29.78	-52.93	-52.93	-52.93	-52.93	-52.93	-52.93	-52.93	-52.93	-52.93	-52.93	-52.93	-57.04	-64.86	-72.00	-69.96	-64.86	-29.78
18.04.2023	-36.90	-36.90	-35.60	-33.83	-33.83	-33.83	-36.90	-59.70	-52.93	-59.70	-59.70	-52.93	-52.93	-52.93	-52.93	-52.93	-59.70	-52.93	-73.00	-77.10	-77.10	-77.10	-77.10	-36.90
19.04.2023	-37.10	-37.10	-37.10	-37.10	-37.10	-37.10	-37.10	0.00	-1.00	-21.70	-66.34	-52.93	-52.93	-52.93	-60.10	-73.24	-54.00	-73.26	-54.00	0.00	0.00	0.00	0.00	-17.13
20.04.2023	0.00	-5.57	-21.70	-39.02	-39.02	-5.44	-5.41	-73.24	-27.17	-30.67	-72.90	-60.10	-59.00	-60.10	-60.10	-66.46	-66.46	-66.90	-77.30	-5.18	0.00	-5.22	-35.28	0.00

*all prices are net of VAT **Ukraine's IPS data

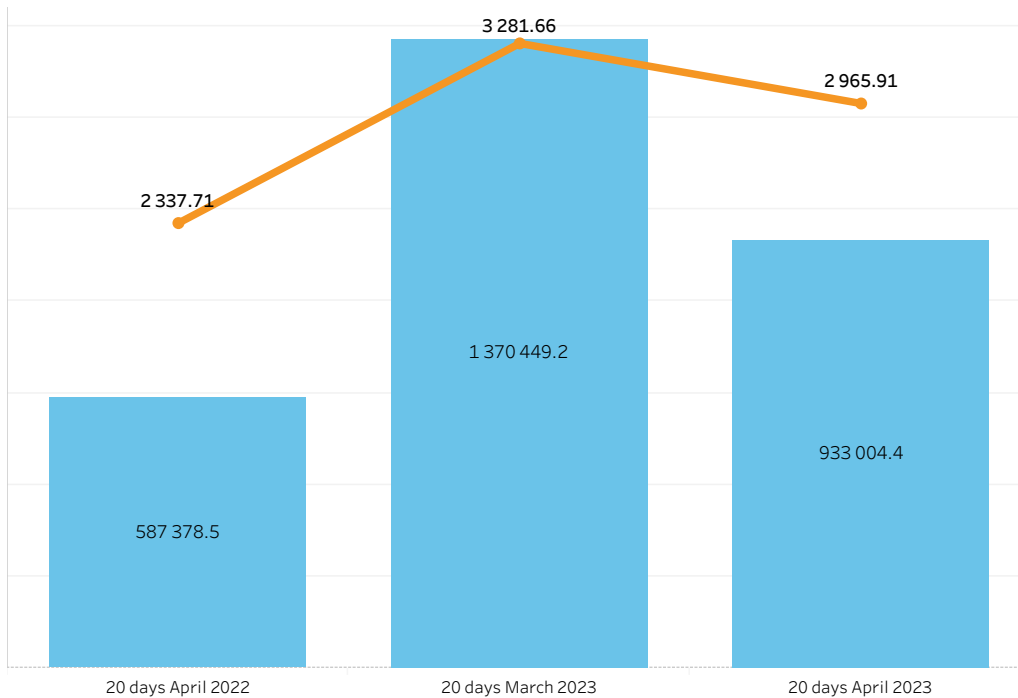
Weighted average prices and traded volumes on the DAM and IDM compared with the previous periods



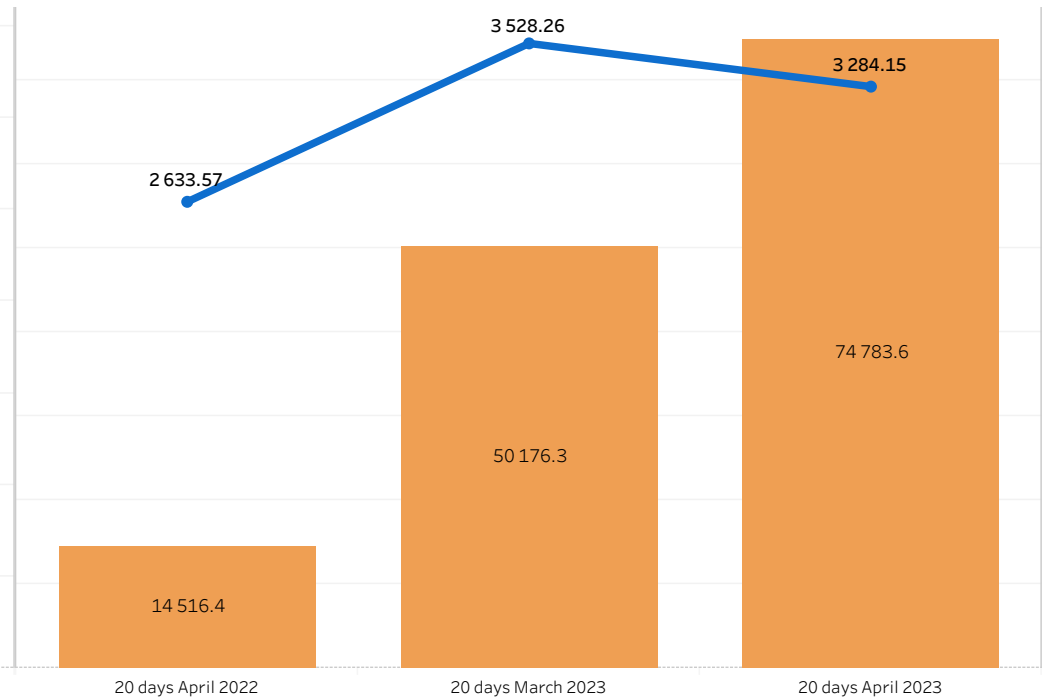
Weighted average prices and traded volumes on the DAM and IDM

Indicator	20 days April 2022	20 days March 2023	20 days April 2023	1 decade of April 2023	2 decade of April 2023
DAM weighted average price, UAH/MWh	2 337.71	3 281.66	2 965.91	3 140.90	2 760.51
DAM traded volume, MWh	587 378.5	1 370 449.2	933 004.4	503 780.8	429 223.6
IDM weighted average price, UAH/MWh	2 633.57	3 528.26	3 284.15	3 486.98	3 034.55
IDM traded volume, MWh	14 516.4	50 176.3	74 783.6	41 258.2	33 525.4

Weighted average prices and traded volumes on the DAM for the periods:
April 2022, 1-20; March 2023, 1-20; April 2023, 1-20



Weighted average prices and traded volumes on the IDM for the periods:
April 2022, 1-20; March 2023, 1-20; April 2023, 1-20



*in accordance with the resolution of the NERC dated 05.10.2018 №1179, the market operator determines and publishes on its own official website no later than the 25th day of the calculation period the weighted average actual price of electricity on the market "one day ahead" for the first 20 days of the previous calculation period **all prices are net of VAT ***Ukraine's IPS data

The DAM prices of Ukraine, Romania, Slovak Republic and Hungary for the period: April 1-20, 2023



The DAM prices (Product Base)*

The DAM prices comparison to the previous day*

Date	Ukraine DAM price (Product Base), UAH/MWh	Romania DAM price (Product Base), UAH/MWh	Slovak Republic DAM price (Product Base), UAH/MWh	Hungary DAM price (Product Base), UAH/MWh
1 April 2023	3 199.10	2 430.15	2 324.98	2 430.58
2 April 2023	3 084.98	2 701.72	2 695.77	2 700.12
3 April 2023	3 174.29	4 533.21	4 432.48	4 437.55
4 April 2023	3 056.17	4 887.65	5 163.30	5 160.51
5 April 2023	3 035.83	4 374.23	5 657.07	5 629.75
6 April 2023	3 137.13	5 042.49	5 085.89	5 116.30
7 April 2023	2 987.45	4 801.52	4 766.34	4 756.65
8 April 2023	2 863.20	4 742.70	4 724.33	4 741.26
9 April 2023	2 630.08	4 192.93	4 192.93	4 192.93
10 April 2023	2 877.49	3 024.84	2 821.68	2 856.82
11 April 2023	2 884.00	3 830.42	3 752.04	3 857.61
12 April 2023	2 837.33	4 474.56	4 503.30	4 473.98
13 April 2023	2 602.31	4 937.83	5 003.91	4 960.97
14 April 2023	2 610.52	3 782.98	5 144.71	5 145.37
15 April 2023	2 451.52	4 276.41	4 304.18	4 307.73
16 April 2023	2 228.41	3 565.59	4 427.47	4 427.92
17 April 2023	2 404.28	3 188.58	4 770.64	4 740.28
18 April 2023	2 657.44	4 633.37	4 670.86	4 635.09
19 April 2023	3 023.66	4 943.65	4 793.08	4 989.54
20 April 2023	3 037.02	4 591.51	4 626.65	4 784.11
Average indicator	2 839.11	4 147.82	4 393.08	4 417.25

Date	DAM price comparison to the previous day, Ukraine	DAM price comparison to the previous day, Romania	DAM price comparison to the previous day, Slovak Republic	DAM price comparison to the previous day, Hungary
1 April 2023	1.39%	-38.85%	-41.67%	-38.76%
2 April 2023	-3.57%	11.18%	15.95%	11.09%
3 April 2023	2.89%	67.79%	64.42%	64.35%
4 April 2023	-3.72%	7.82%	16.49%	16.29%
5 April 2023	-0.67%	-10.50%	9.56%	9.09%
6 April 2023	3.34%	15.28%	-10.10%	-9.12%
7 April 2023	-4.77%	-4.78%	-6.28%	-7.03%
8 April 2023	-4.16%	-1.22%	-0.88%	-0.32%
9 April 2023	-8.14%	-11.59%	-11.25%	-11.57%
10 April 2023	9.41%	-27.86%	-32.70%	-31.87%
11 April 2023	0.23%	26.63%	32.97%	35.03%
12 April 2023	-1.62%	16.82%	20.02%	15.98%
13 April 2023	-8.28%	10.35%	11.12%	10.88%
14 April 2023	0.32%	-23.39%	2.81%	3.72%
15 April 2023	-6.09%	13.04%	-16.34%	-16.28%
16 April 2023	-9.10%	-16.62%	2.86%	2.79%
17 April 2023	7.89%	-10.57%	7.75%	7.05%
18 April 2023	10.53%	45.31%	-2.09%	-2.22%
19 April 2023	13.78%	6.70%	2.62%	7.65%
20 April 2023	0.44%	-7.12%	-3.47%	-4.12%

For the period of April 1-20, 2023:

the DAM of **Ukraine**: the highest price was fixed in amount of **3 199,10 UAH/MWh** on **April 1**, the lowest one - in amount of **2 228,41 UAH/MWh** on **April 16**;

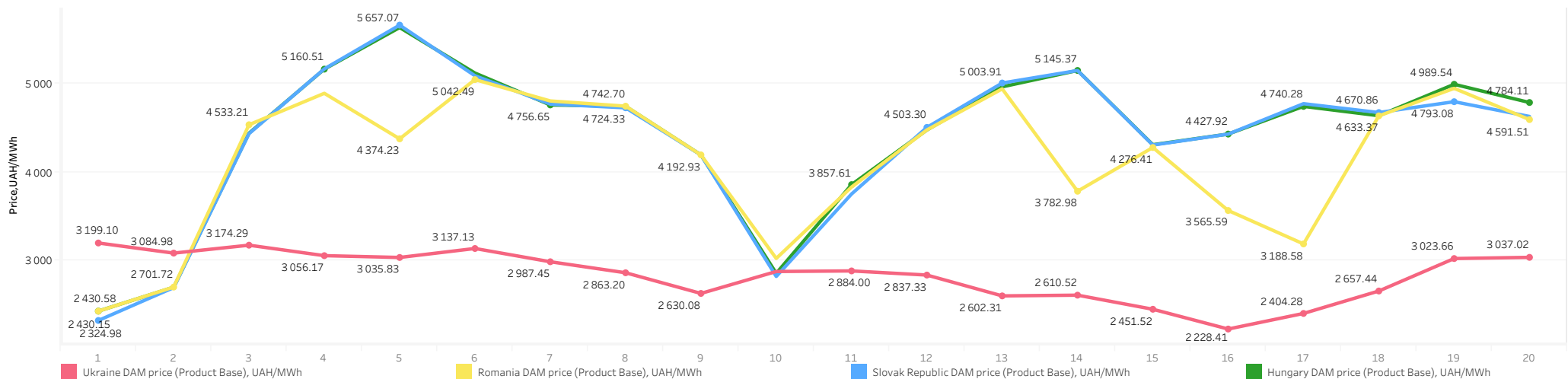
the DAM of **Romania**: the highest price was fixed in amount of **5 042,49 UAH/MWh** on **April 6**, the lowest one - in amount of **2 430,15 UAH/MWh** on **April 1**;

the DAM of **Slovak Republic**: the highest price was fixed in amount of **5 657,07 UAH/MWh** on **April 5**, the lowest one - in amount of **2 324,98 UAH/MWh** on **April 1**;

the DAM of **Hungary**: the highest price was fixed in amount of **5 629,75 UAH/MWh** on **April 5**, the lowest one - in amount of **2 430,58 UAH/MWh** on **April 1**.

* the calculation was made according to the unified Central European Time (CET) **Ukraine's IPS data ***all prices are net of VAT

The DAM prices (Product Base) of Ukraine, Romania, Slovak Republic and Hungary*



The DAM and the BCM prices for the period: April 1-20, 2023



The DAM and the BCM prices

Date	DAM price (Product Base), UAH/MWh	BCM price (Product Base), UAH/MWh	Price difference, UAH/MWh
1 April 2023	3 205.31	2 641.91	-563.40
2 April 2023	3 085.32	2 641.91	-443.41
3 April 2023	3 174.04	2 641.91	-532.13
4 April 2023	3 063.17	2 641.91	-421.26
5 April 2023	3 032.50	2 642.50	-390.00
6 April 2023	3 132.96	2 642.50	-490.46
7 April 2023	2 983.13	2 642.50	-340.63
8 April 2023	2 879.59	2 642.50	-237.09
9 April 2023	2 622.58	2 649.00	+26.42
10 April 2023	2 877.49	2 649.00	-228.49
11 April 2023	2 885.25	2 646.72	-238.53
12 April 2023	2 836.92	2 646.72	-190.20
13 April 2023	2 603.94	2 646.72	+42.78
14 April 2023	2 610.52	2 646.72	+36.20
15 April 2023	2 464.52	2 646.38	+181.86
16 April 2023	2 223.82	2 646.38	+422.56
17 April 2023	2 389.45	2 646.38	+256.93
18 April 2023	2 657.03	2 646.38	-10.65
19 April 2023	3 017.62	2 646.38	-371.24
20 April 2023	3 037.02	2 646.38	-390.63
Average indicator	2 839.11	2 645.04	-194.07

For the period of April 1-20, 2023 the difference between the DAM price (Product Base) and the BCM price (Product Base) was **194,07 UAH/MWh**.

The highest price difference was fixed in amount of **563,40 UAH/MWh** on **April 1**,

the lowest one - in amount of **10,65 UAH/MWh** on **April 18**.

*The BCM price was calculated according to the results of UEB auctions for the sale of electricity under bilateral contracts held in the previous month (March 2023) and the month of supply (April 2023), for the purchase and sale of base load electricity for the month of supply (April 2023, respectively)
all prices are net of VAT *Ukraine's IPS data

