

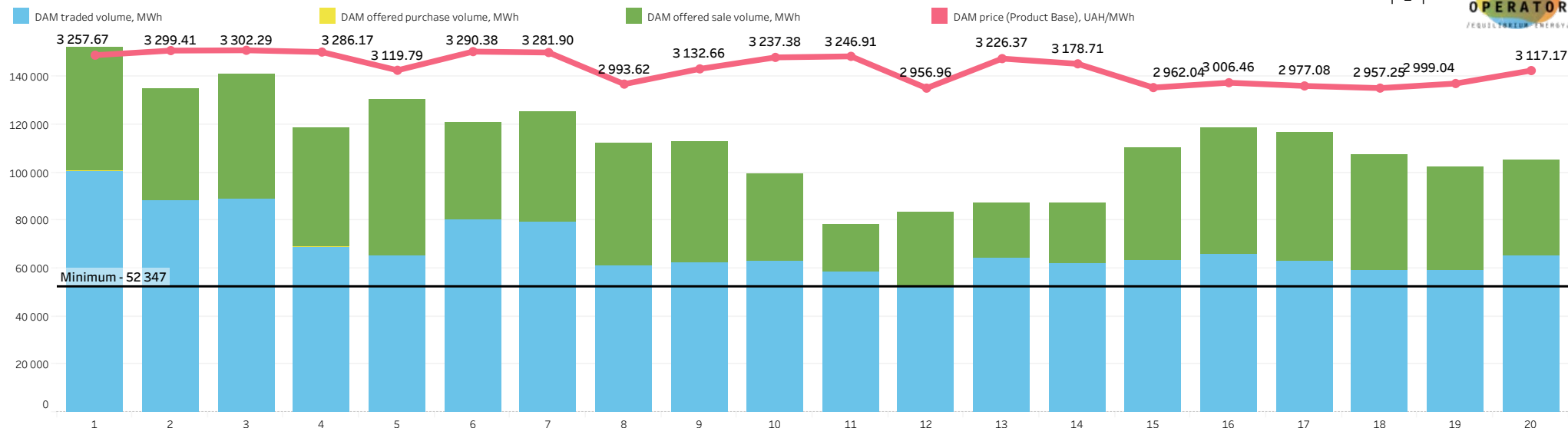


Comparative analysis of the market for 20 days of March 2023:

1. Analysis of the day-ahead market (DAM) operation;
2. Analysis of the intraday market (IDM) operation;
3. Comparative analysis of DAM prices in Ukraine, Romania, Slovak Republic and Hungary;
4. Comparative analysis of DAM and bilateral contracts market (BCM) prices.

Prices, traded and offered volumes on the DAM for the period: March 1-20, 2023

| 2 |



1 370 449,2 MWh were traded on the DAM in the two decade of March.

The largest traded volume of DAM was fixed in amount of 100 565,0 MWh on March 1 (Wednesday),

and the smallest one - in amount of 52 346,9 MWh on March 12 (Sunday).

The traded sold volume on the DAM was 38,97% less than offered one for the 20 days of March 2023.

The traded purchased volume on the DAM was 0,04% less than offered one for the same period.

Date	DAM price (Product Base), UAH/MWh	DAM traded volume, MWh	DAM offered purchase volume, MWh	DAM offered sale volume, MWh	The difference between the DAM traded and offered purchase volume	The difference between the DAM traded and offered sale volume
1 March 2023	3 257.67	100 565.0	100 653.0	152 292.4	-0.09%	-33.97%
2 March 2023	3 299.41	88 370.5	88 386.6	134 789.5	-0.02%	-34.44%
3 March 2023	3 302.29	88 695.8	88 910.4	141 233.3	-0.24%	-37.20%
4 March 2023	3 286.17	68 876.6	69 132.7	118 664.9	-0.37%	-41.96%
5 March 2023	3 119.79	65 299.8	65 311.1	130 387.5	-0.02%	-49.92%
6 March 2023	3 290.38	80 052.0	80 053.3	121 094.0	0.00%	-33.89%
7 March 2023	3 281.90	79 435.4	79 443.7	125 386.0	-0.01%	-36.65%
8 March 2023	2 993.62	60 852.6	60 852.6	112 161.4	0.00%	-45.75%
9 March 2023	3 132.66	62 643.6	62 645.4	112 707.5	0.00%	-44.42%
10 March 2023	3 237.38	63 096.2	63 102.1	99 607.6	-0.01%	-36.66%
11 March 2023	3 246.91	58 799.4	58 799.4	78 112.1	0.00%	-24.72%
12 March 2023	2 956.96	52 346.9	52 346.9	83 656.3	0.00%	-37.43%
13 March 2023	3 226.37	64 157.3	64 163.6	87 177.3	-0.01%	-26.41%
14 March 2023	3 178.71	61 920.6	61 920.6	87 459.2	0.00%	-29.20%
15 March 2023	2 962.04	63 365.1	63 366.1	110 654.7	0.00%	-42.74%
16 March 2023	3 006.46	65 595.4	65 597.0	118 659.8	0.00%	-44.72%
17 March 2023	2 977.08	62 810.9	62 810.9	116 611.1	0.00%	-46.14%
18 March 2023	2 957.25	59 126.9	59 131.4	107 772.8	-0.01%	-45.14%
19 March 2023	2 999.04	59 126.2	59 126.2	102 107.2	0.00%	-42.09%
20 March 2023	3 117.17	65 313.0	65 313.0	104 928.4	0.00%	-37.75%
Total for period	3 141.46	1370 449.2	1371 066.0	2245 463.0	-0.04%	-38.97%

*all prices are net of VAT **Ukraine's IPS data

Prices, traded and offered volumes on the IDM for the period: March 1-20, 2023

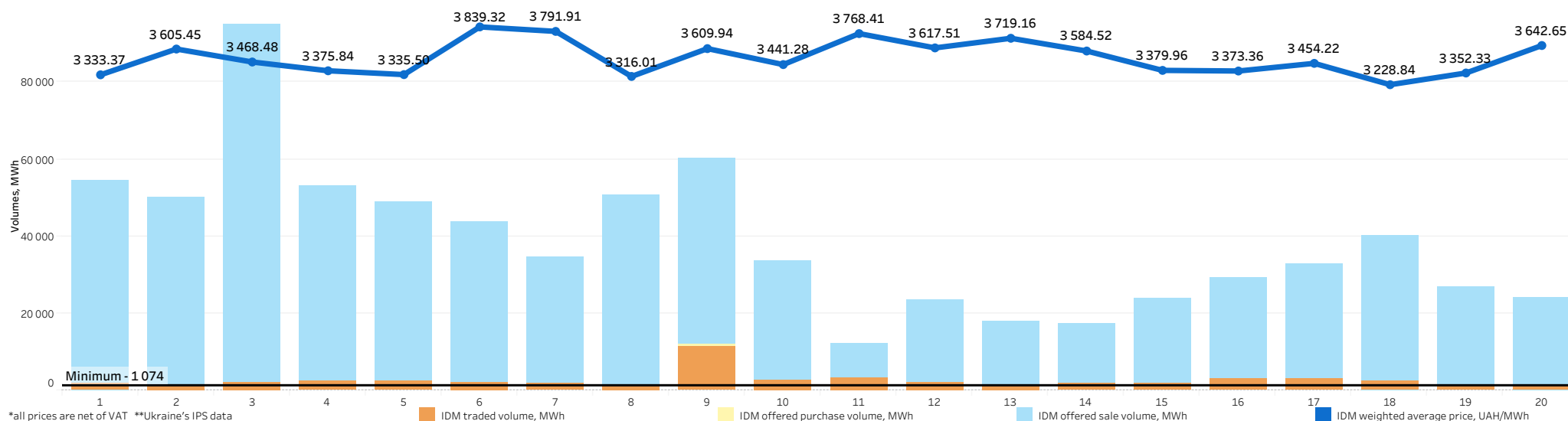
Date	IDM weighted average price, UAH/MWh	IDM traded volume, MWh	IDM offered purchase volume, MWh	IDM offered sale volume, MWh	The difference between the IDM traded and offered purchase volume	The difference between the IDM traded and offered sale volume
1 March 2023	3 333.37	1 805.1	1 805.1	54 613.0	0.00%	-96.69%
2 March 2023	3 605.45	1 607.7	1 607.7	49 995.4	0.00%	-96.78%
3 March 2023	3 468.48	1 952.5	1 952.5	95 044.7	0.00%	-97.95%
4 March 2023	3 375.84	2 290.8	2 290.8	52 991.3	0.00%	-95.68%
5 March 2023	3 335.50	2 417.4	2 417.4	48 984.3	0.00%	-95.06%
6 March 2023	3 839.32	2 146.7	2 146.7	43 660.1	0.00%	-95.08%
7 March 2023	3 791.91	1 828.1	1 828.1	34 693.0	0.00%	-94.73%
8 March 2023	3 316.01	1 503.1	1 503.1	50 522.4	0.00%	-97.02%
9 March 2023	3 609.94	11 399.2	12 001.0	60 080.2	-5.01%	-81.03%
10 March 2023	3 441.28	2 555.5	2 555.5	33 748.6	0.00%	-92.43%
11 March 2023	3 768.41	3 148.0	3 148.0	12 236.7	0.00%	-74.27%
12 March 2023	3 617.51	2 047.0	2 047.0	23 560.9	0.00%	-91.31%
13 March 2023	3 719.16	1 528.0	1 528.0	17 732.7	0.00%	-91.38%
14 March 2023	3 584.52	1 640.9	1 640.9	17 327.4	0.00%	-90.53%
15 March 2023	3 379.96	1 673.3	1 673.3	23 768.9	0.00%	-92.96%
16 March 2023	3 373.36	2 870.8	2 870.8	29 231.3	0.00%	-90.18%
17 March 2023	3 454.22	2 988.5	2 988.5	32 854.5	0.00%	-90.90%
18 March 2023	3 228.84	2 471.5	2 471.5	40 171.5	0.00%	-93.85%
19 March 2023	3 352.33	1 074.2	1 074.2	26 814.3	0.00%	-95.99%
20 March 2023	3 642.65	1 228.0	1 228.0	24 272.9	0.00%	-94.94%
Total for period	3 528.26	50 176.3	50 778.1	772 304.1	-1.19%	-93.50%

50 176,3 MWh were traded on the IDM in the two decade of March.

The largest traded volume of IDM was fixed in amount of 11 399,2 MWh on March 9 (Thursday), and the smallest one - in amount of 1 074,2 MWh on March 19 (Sunday).

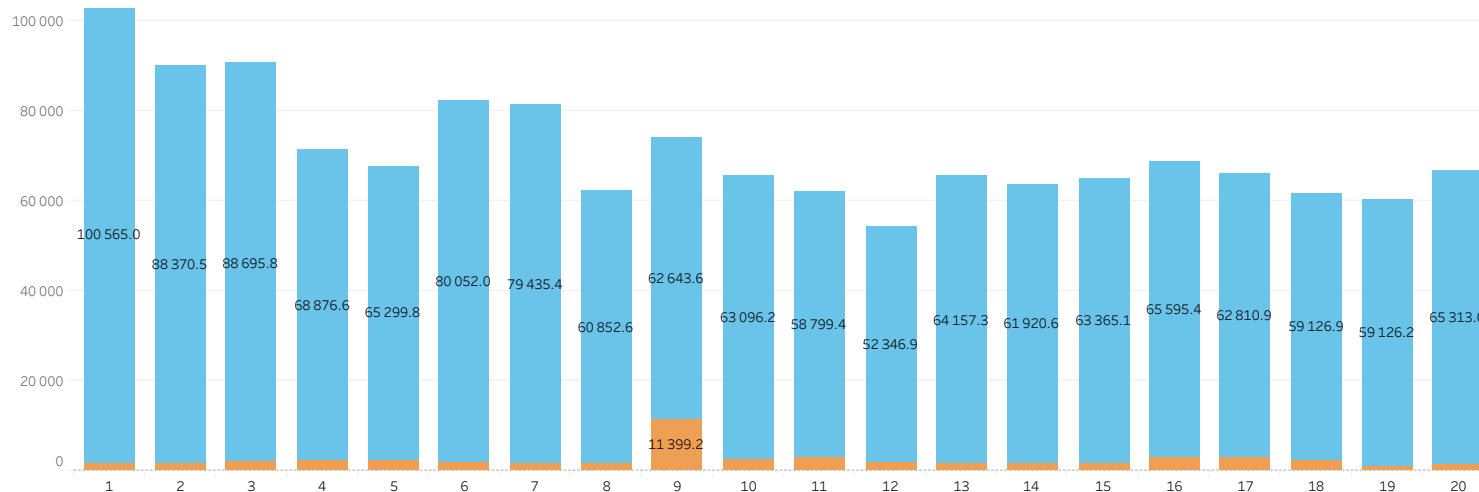
The traded sold volume on the IDM was 93,50% less than offered one for the 20 days of March 2023.

The traded purchased volume on the IDM was 1,19% less than offered one for the same period.



Distribution of the electricity traded volumes on the DAM and IDM for the period: March 1-20, 2023

Distribution of traded volumes on the DAM and IDM



The **total traded** amount of electricity within the two market segments amounted to **1 420 625,5 MWh** in the two decade of March 2023.

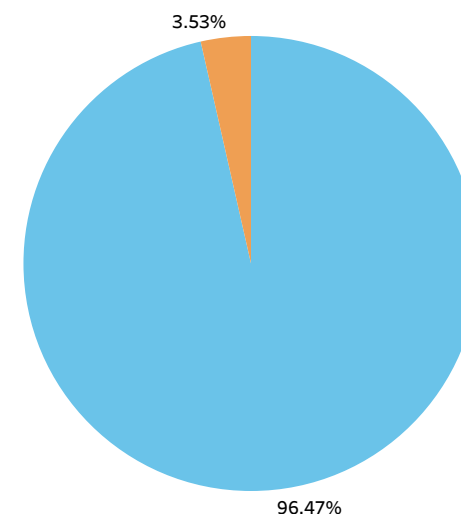
The share of the **DAM** was **96,47%** or **1 370 449,2 MWh** in the total volume, while the share of the **IDM** was almost **3,53%** or **50 176,3 MWh**.

The largest traded volume within the two market segments was fixed in amount of **102 370,1 MWh** on **March 1 (Wednesday)**, as well as the smallest one - in amount of **54 393,9 MWh** on **March 12 (Sunday)**.

Volumes on the DAM and IDM

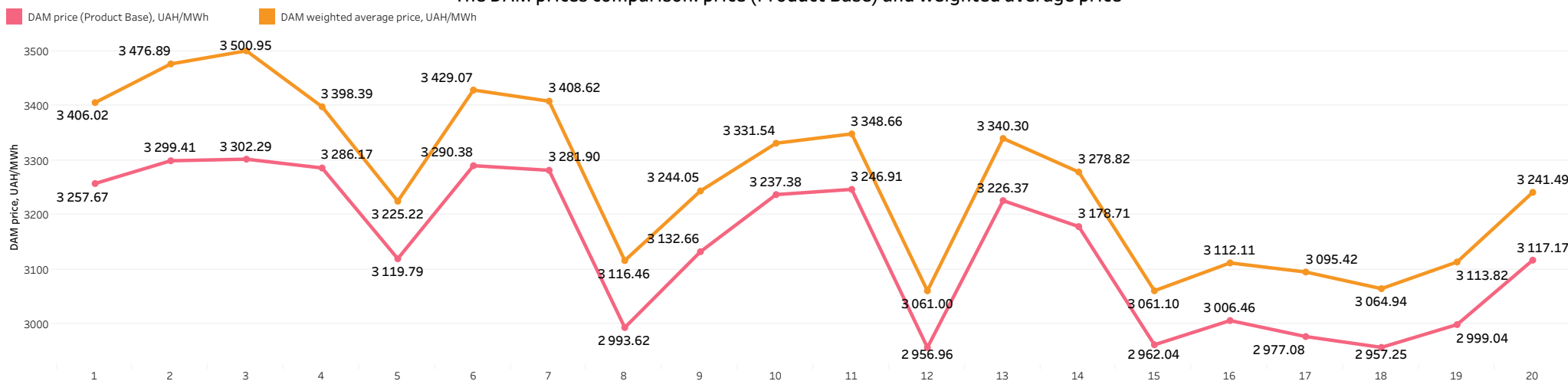
Date	Total volume, MWh	DAM traded volume, MWh	The share of the DAM volume in the total volume	IDM traded volume, MWh	The share of the IDM volume in the total volume
1 March 2023	102 370.1	100 565.0	98.24%	1 805.1	1.76%
2 March 2023	89 978.2	88 370.5	98.21%	1 607.7	1.79%
3 March 2023	90 648.3	88 695.8	97.85%	1 952.5	2.15%
4 March 2023	71 167.4	68 876.6	96.78%	2 290.8	3.22%
5 March 2023	67 717.2	65 299.8	96.43%	2 417.4	3.57%
6 March 2023	82 198.7	80 052.0	97.39%	2 146.7	2.61%
7 March 2023	81 263.5	79 435.4	97.75%	1 828.1	2.25%
8 March 2023	62 355.7	60 852.6	97.59%	1 503.1	2.41%
9 March 2023	74 042.8	62 643.6	84.60%	11 399.2	15.40%
10 March 2023	65 651.7	63 096.2	96.11%	2 555.5	3.89%
11 March 2023	61 947.4	58 799.4	94.92%	3 148.0	5.08%
12 March 2023	54 393.9	52 346.9	96.24%	2 047.0	3.76%
13 March 2023	65 685.3	64 157.3	97.67%	1 528.0	2.33%
14 March 2023	63 561.5	61 920.6	97.42%	1 640.9	2.58%
15 March 2023	65 038.4	63 365.1	97.43%	1 673.3	2.57%
16 March 2023	68 466.2	65 595.4	95.81%	2 870.8	4.19%
17 March 2023	65 799.4	62 810.9	95.46%	2 988.5	4.54%
18 March 2023	61 598.4	59 126.9	95.99%	2 471.5	4.01%
19 March 2023	60 200.4	59 126.2	98.22%	1 074.2	1.78%
20 March 2023	66 541.0	65 313.0	98.15%	1 228.0	1.85%
Total for period	1 420 625.5	1 370 449.2	96.47%	50 176.3	3.53%

■ DAM traded volume, MWh
 ■ IDM traded volume, MWh



The DAM prices for the period: March 1-20, 2023

The DAM prices comparison: price (Product Base) and weighted average price



The DAM prices

Date	DAM price (Product Base), UAH/MWh	Comparison of the DAM price with the previous day	DAM weighted average price, UAH/MWh	The difference between the DAM weighted average price and the DAM price (Product Base), UAH/MWh	DAM price (Product Peak), UAH/MWh	DAM price (Product OffPeak), UAH/MWh
1 March 2023	3 257.67	-14.96%	3 406.02	+148.35	3 887.67	2 627.67
2 March 2023	3 299.41	1.28%	3 476.89	+177.48	3 973.42	2 625.40
3 March 2023	3 302.29	0.09%	3 500.95	+198.66	3 967.08	2 637.50
4 March 2023	3 286.17	-0.49%	3 398.39	+112.22	3 924.91	2 647.43
5 March 2023	3 119.79	-5.06%	3 225.22	+105.43	3 652.58	2 587.00
6 March 2023	3 290.38	5.47%	3 429.07	+138.69	3 949.48	2 631.28
7 March 2023	3 281.90	-0.26%	3 408.62	+126.72	3 928.29	2 635.50
8 March 2023	2 993.62	-8.78%	3 116.46	+122.84	3 576.58	2 410.67
9 March 2023	3 132.66	4.64%	3 244.05	+111.39	3 760.42	2 504.90
10 March 2023	3 237.38	3.34%	3 331.54	+94.16	3 920.50	2 554.26
11 March 2023	3 246.91	0.29%	3 348.66	+101.75	3 946.20	2 547.63
12 March 2023	2 956.96	-8.93%	3 061.00	+104.04	3 476.00	2 437.92
13 March 2023	3 226.37	9.11%	3 340.30	+113.93	3 843.58	2 609.15
14 March 2023	3 178.71	-1.48%	3 278.82	+100.11	3 770.50	2 586.92
15 March 2023	2 962.04	-6.82%	3 061.10	+99.06	3 466.58	2 457.50
16 March 2023	3 006.46	1.50%	3 112.11	+105.65	3 537.25	2 475.67
17 March 2023	2 977.08	-0.98%	3 095.42	+118.34	3 594.83	2 359.33
18 March 2023	2 957.25	-0.67%	3 064.94	+107.69	3 559.75	2 354.75
19 March 2023	2 999.04	1.41%	3 113.82	+114.78	3 581.17	2 416.92
20 March 2023	3 117.17	3.94%	3 241.49	+124.32	3 724.83	2 509.50
Average indicator	3 141.46		3 281.66	+140.20	3 752.08	2 530.84

For the period of March 1-20, 2023:

DAM price (Product Base) was **3 141,46 UAH/MWh**, DAM weighted price was **3 281,66 UAH/MWh**, DAM price (Product Peak) was **3 752,08 UAH/MWh**, DAM price (Product OffPeak) was **2 530,84 UAH/MWh**,

The highest price of the DAM (Product Base) was fixed in amount of **3 302,29 UAH/MWh** on **March 3 (Friday)**, and the lowest one - in amount of **2 956,96 UAH/MWh** on **March 12 (Sunday)**.

The highest weighted average price on the DAM was fixed in amount of **3 500,95 UAH/MWh** on **March 3 (Friday)**, and the lowest one - in amount of **3 061,00 UAH/MWh** on **March 12 (Sunday)**.

The difference between the weighted average price on the DAM and the DAM price (Product Base) was **140,20 UAH/MWh** in the two decade of March 2023.

The DAM and IDM prices comparison for the period: March 1-20, 2023



The largest difference in the hour between weighted average price on the IDM and on the DAM price (Product Base) was recorded at **9 a.m. on March 9** and amounted to **330,41 UAH/MWh**.

The difference between hourly prices: the DAM price (Product Base) and weighted average price of the IDM, UAH/MWh

Date	Timeline (hour)																							
	1	2	3	4	5	6	7	8	9	10	11	12	13	14	15	16	17	18	19	20	21	22	23	24
01.03.2023	-2.00	-2.00	-2.00	-2.00	-2.00	-2.00	-2.00	-38.00	-38.00	-38.00	-38.00	-77.96	-73.24	-73.24	-73.24	-38.00	-38.00	-2.00	-2.00	-38.00	-38.00	-38.00	-73.24	-2.00
02.03.2023	-2.00	-2.00	-25.00	-27.00	-27.00	-2.00	-10.00	-40.00	-38.00	-20.00	-3.00	-40.00	-38.00	-38.00	-38.00	-38.00	-38.00	-4.00	-4.00	-20.00	-50.00	-78.30	-70.00	-36.90
03.03.2023	-10.00	-10.00	-28.00	-29.00	-29.00	-22.00	-10.00	-56.00	-41.00	-40.00	-40.00	-40.00	-40.00	-40.00	-40.00	-40.00	-40.00	-5.00	-5.00	-24.00	-24.00	-40.00	-70.00	-22.00
04.03.2023	-1.00	-1.00	-15.57	-25.00	-25.00	-17.25	-1.00	-62.00	-73.23	-40.00	-37.60	-40.00	-78.06	-78.06	-78.06	-78.06	-45.00	-4.00	-4.00	-4.00	-4.00	-40.00	-38.00	-1.00
05.03.2023	-10.00	-25.00	-38.88	-38.88	-38.88	-39.14	-39.14	-72.80	-72.80	-73.10	-70.60	-70.60	-70.60	-70.60	-70.60	-70.60	-70.60	-58.00	-58.00	-58.00	-77.76	-77.76	-58.00	-25.00
06.03.2023	-10.00	-25.00	-39.14	-39.14	-39.14	-25.00	-5.00	-64.00	-62.00	-62.00	-62.00	-62.00	-62.00	-62.00	-62.00	-62.00	-62.00	-24.00	-12.07	-12.15	-37.60	-62.00	-62.00	-5.00
07.03.2023	-10.00	-25.00	-27.00	-36.00	-39.20	-27.00	-10.00	-48.00	-48.00	-48.00	-48.00	-48.00	-48.00	-48.00	-73.23	-48.00	-48.00	-48.00	-45.00	-45.00	-45.00	-48.00	-48.00	-10.00
08.03.2023	-39.00	-36.80	-34.00	-34.00	-34.00	-36.80	-39.00	-72.12	-72.12	-52.00	-78.20	-72.12	-66.60	-66.60	-66.46	-66.60	-72.12	-72.12	-73.23	-73.25	-72.12	-72.12	-71.80	-36.80
09.03.2023	-39.00	-36.92	-36.89	-34.00	-34.00	-36.92	-39.00	-147.69	-330.41	-83.29	-50.00	-65.00	-75.00	-75.11	-75.90	-76.12	-73.60	-38.00	-38.00	-38.00	-38.00	-65.00	-73.60	-17.00
10.03.2023	-38.94	-36.92	-36.92	-36.92	-36.92	-38.94	-39.00	-73.40	-73.40	-30.00	-30.00	-72.00	-72.00	-72.00	-72.00	-72.00	-72.00	-72.00	-30.00	-30.00	-72.00	-72.00	-72.00	-30.89
11.03.2023	-9.80	-36.92	-36.92	-36.92	-34.20	-36.92	-24.39	-72.94	-73.40	-29.76	-23.52	-23.14	-9.89	-24.31	-40.00	-55.00	-55.00	-55.00	0.00	0.00	-1.00	-55.00	-55.00	-24.24
12.03.2023	-36.92	-36.64	-34.20	-33.80	-36.92	-34.20	-36.64	-66.36	-66.36	-65.20	-66.36	-66.36	-66.36	-66.36	-66.36	-66.60	-73.60	-73.60	-73.00	-73.00	-73.00	-73.00	-73.60	-38.74
13.03.2023	-11.22	-38.00	-37.02	-37.02	-38.00	-38.00	-1.00	-70.00	-73.50	-66.60	-73.16	-77.00	-77.00	-77.00	-77.00	-77.00	-77.00	-78.00	0.00	0.00	0.00	-78.00	-78.00	-39.20
14.03.2023	-22.00	-32.00	-37.10	-37.10	-37.10	-32.00	-1.00	-71.00	-71.00	-73.14	-73.36	-73.16	-73.16	-73.16	-73.60	-73.60	-73.80	-32.00	0.00	0.00	0.00	-32.00	-73.80	-22.00
15.03.2023	-37.10	-36.60	-34.40	-34.40	-36.60	-34.40	-36.00	-73.04	-66.70	-63.70	-64.38	-66.28	-66.36	-66.28	-66.28	-66.28	-73.36	-73.80	-36.00	-36.00	-36.00	-73.80	-73.80	-37.10
16.03.2023	-37.10	-37.10	-37.00	-37.10	-37.10	-37.10	-22.00	-73.60	-73.60	-73.56	-73.52	-66.80	-66.18	-66.80	-66.80	-73.52	-67.00	-73.56	-73.80	-73.80	-73.80	-73.80	-73.80	-37.10
17.03.2023	-34.50	-33.70	-32.10	-31.10	-32.10	-34.30	-37.00	-73.56	-73.56	-73.56	-73.52	-73.52	-73.00	-73.52	-66.90	-73.52	-67.10	-67.10	-73.56	-73.90	-73.56	-73.56	-73.56	-37.20
18.03.2023	-37.10	-33.70	-31.20	-31.20	-31.20	-33.80	-34.60	-67.00	-67.00	-73.26	-67.00	-73.26	-72.00	-67.00	-73.48	-67.00	-67.50	-73.80	-73.80	-38.00	-73.80	-73.80	-38.00	-38.50
19.03.2023	-37.00	-34.60	-33.70	-31.20	-31.20	-34.60	-37.00	-66.20	-67.00	-73.14	-73.14	-67.00	-67.00	-67.00	-73.14	-67.00	-67.50	-42.00	-40.00	-40.00	-40.00	-42.00	-40.00	-37.00
20.03.2023	-23.00	-34.60	-34.20	-34.20	-34.20	-36.80	-23.00	-73.40	-73.40	-73.14	-73.14	-73.26	-73.08	-73.08	-67.00	-73.26	-78.00	-78.00	-35.00	-35.00	-35.00	-78.00	-35.00	-39.20

*all prices are net of VAT **Ukraine's IPS data

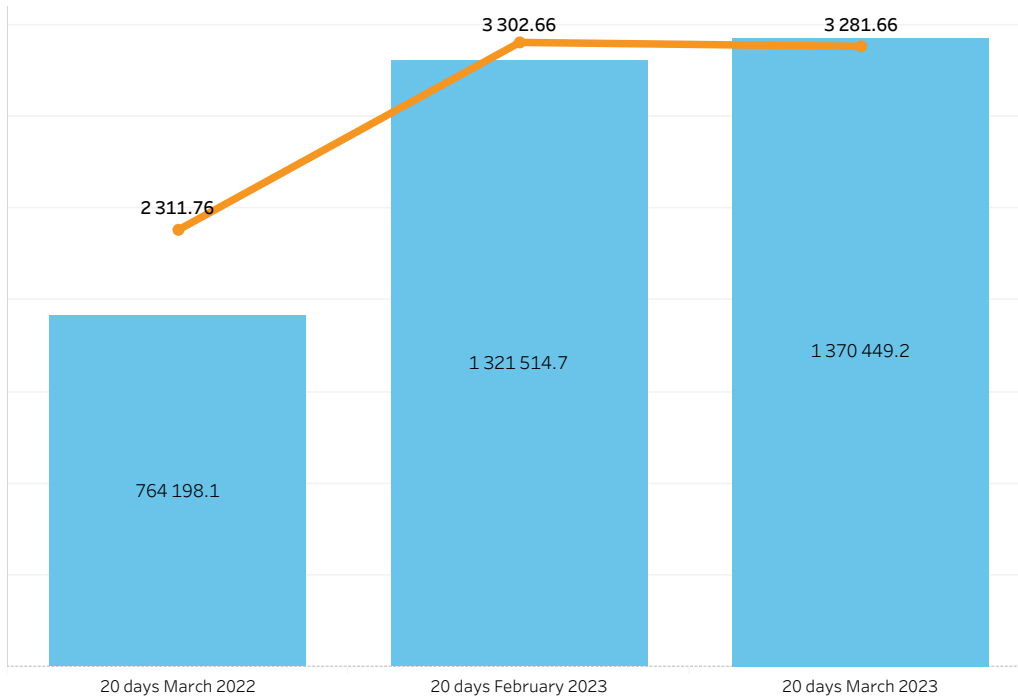
Weighted average prices and traded volumes on the DAM and IDM compared with the previous periods



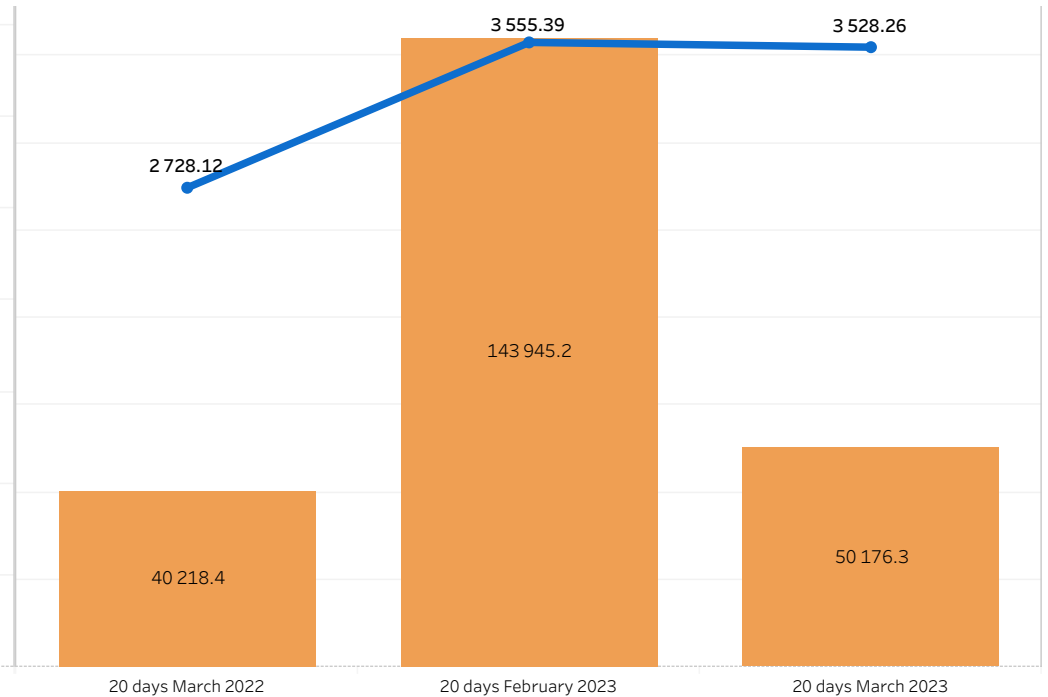
Weighted average prices and traded volumes on the DAM and IDM

Indicator	20 days March 2022	20 days February 2023	20 days March 2023	1 decade of March 2023	2 decade of March 2023
DAM weighted average price, UAH/MWh	2 311.76	3 302.66	3 281.66	3 368.99	3 173.62
DAM traded volume, MWh	764 198.1	1 321 514.7	1 370 449.2	757 887.5	612 561.7
IDM weighted average price, UAH/MWh	2 728.12	3 555.39	3 528.26	3 541.13	3 509.88
IDM traded volume, MWh	40 218.4	143 945.2	50 176.3	29 506.1	20 670.2

Weighted average prices and traded volumes on the DAM for the periods:
March 2022, 1-20; February 2023, 1-20; March 2023, 1-20



Weighted average prices and traded volumes on the IDM for the periods:
March 2022, 1-20; February 2023, 1-20; March 2023, 1-20



*in accordance with the resolution of the NERC dated 05.10.2018 №1179, the market operator determines and publishes on its own official website no later than the 25th day of the calculation period the weighted average actual price of electricity on the market "one day ahead" for the first 20 days of the previous calculation period **all prices are net of VAT ***Ukraine's IPS data

The DAM prices of Ukraine, Romania, Slovak Republic and Hungary for the period: March 1-20, 2023



The DAM prices (Product Base)*

The DAM prices comparison to the previous day*

Date	Ukraine DAM price (Product Base), UAH/MWh	Romania DAM price (Product Base), UAH/MWh	Slovak Republic DAM price (Product Base), UAH/MWh	Hungary DAM price (Product Base), UAH/MWh
1 March 2023	3 257.67	5 931.17	5 892.15	5 924.82
2 March 2023	3 299.07	6 139.35	6 077.35	6 128.62
3 March 2023	3 302.67	5 795.65	5 697.81	5 755.29
4 March 2023	3 285.80	4 661.82	4 600.75	4 646.50
5 March 2023	3 119.79	4 627.11	4 799.75	4 836.48
6 March 2023	3 290.38	5 522.44	5 904.58	5 926.65
7 March 2023	3 280.23	5 137.66	5 121.24	5 293.13
8 March 2023	2 993.62	4 911.33	5 427.06	5 437.89
9 March 2023	3 132.53	4 240.29	5 127.11	5 123.48
10 March 2023	3 239.18	4 021.61	4 584.24	4 594.82
11 March 2023	3 240.91	3 742.56	3 788.76	3 823.82
12 March 2023	2 962.91	3 751.27	3 749.50	3 760.17
13 March 2023	3 225.92	3 240.57	4 143.14	4 202.89
14 March 2023	3 173.58	3 240.10	3 450.91	3 483.14
15 March 2023	2 962.04	4 939.04	4 981.61	4 981.00
16 March 2023	3 001.04	4 399.28	4 416.78	4 394.21
17 March 2023	2 982.50	3 534.38	3 616.62	3 596.24
18 March 2023	2 957.04	4 229.75	4 228.11	4 229.75
19 March 2023	3 004.33	4 327.98	4 327.58	4 328.17
20 March 2023	3 117.17	4 884.44	4 888.70	4 882.95
Average indicator	3 141.42	4 563.89	4 741.19	4 767.50

Date	DAM price comparison to the previous day, Ukraine	DAM price comparison to the previous day, Romania	DAM price comparison to the previous day, Slovak Republic	DAM price comparison to the previous day, Hungary
1 March 2023	13.92%	0.74%	0.89%	0.81%
2 March 2023	1.27%	3.51%	3.14%	3.44%
3 March 2023	0.11%	-5.60%	-6.25%	-6.09%
4 March 2023	-0.51%	-19.56%	-19.25%	-19.27%
5 March 2023	-5.05%	-0.74%	4.33%	4.09%
6 March 2023	5.47%	19.35%	23.02%	22.54%
7 March 2023	-0.31%	-6.97%	-13.27%	-10.69%
8 March 2023	-8.74%	-4.41%	5.97%	2.73%
9 March 2023	4.64%	-13.66%	-5.53%	-5.78%
10 March 2023	3.40%	-5.16%	-10.59%	-10.32%
11 March 2023	0.05%	-6.94%	-17.35%	-16.78%
12 March 2023	-8.58%	0.23%	-1.04%	-1.66%
13 March 2023	8.88%	-13.61%	10.50%	11.77%
14 March 2023	-1.62%	-0.01%	-16.71%	-17.12%
15 March 2023	-6.67%	52.43%	44.36%	43.00%
16 March 2023	1.32%	-10.93%	-11.34%	-11.78%
17 March 2023	-0.62%	-19.66%	-18.12%	-18.16%
18 March 2023	-0.85%	19.67%	16.91%	17.62%
19 March 2023	1.60%	2.32%	2.35%	2.33%
20 March 2023	3.76%	12.86%	12.97%	12.82%

For the period of March 1-20, 2023:

the DAM of **Ukraine**: the highest price was fixed in amount of **3 302,67 UAH/MWh** on **March 3**, the lowest one - in amount of **2 957,04 UAH/MWh** on **March 18**;

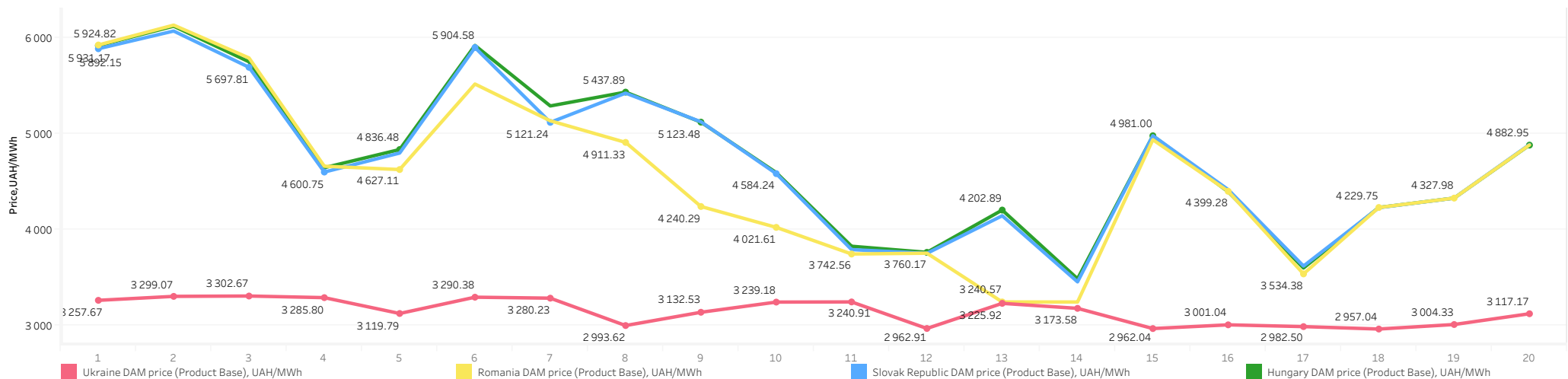
the DAM of **Romania**: the highest price was fixed in amount of **6 139,35 UAH/MWh** on **March 2**, the lowest one - in amount of **3 240,10 UAH/MWh** on **March 14**;

the DAM of **Slovak Republic**: the highest price was fixed in amount of **6 077,35 UAH/MWh** on **March 2**, the lowest one - in amount of **3 450,91 UAH/MWh** on **March 14**;

the DAM of **Hungary**: the highest price was fixed in amount of **6 128,62 UAH/MWh** on **March 2**, the lowest one - in amount of **3 483,14 UAH/MWh** on **March 14**.

* the calculation was made according to the unified Central European Time (CET) **Ukraine's IPS data ***all prices are net of VAT

The DAM prices (Product Base) of Ukraine, Romania, Slovak Republic and Hungary*



The DAM and the BCM prices for the period: March 1-20, 2023



The DAM and the BCM prices

Date	DAM price (Product Base), UAH/MWh	BCM price (Product Base), UAH/MWh	Price difference, UAH/MWh
1 March 2023	3 257.67	2 772.59	-485.08
2 March 2023	3 299.41	2 748.57	-550.84
3 March 2023	3 302.29	2 748.57	-553.72
4 March 2023	3 286.17	2 728.99	-557.18
5 March 2023	3 119.79	2 728.99	-390.80
6 March 2023	3 290.38	2 728.99	-561.39
7 March 2023	3 281.90	2 728.99	-552.91
8 March 2023	2 993.62	2 722.50	-271.12
9 March 2023	3 132.66	2 721.02	-411.64
10 March 2023	3 237.38	2 721.02	-516.36
11 March 2023	3 246.91	2 727.42	-519.49
12 March 2023	2 956.96	2 727.24	-229.72
13 March 2023	3 226.37	2 727.24	-499.13
14 March 2023	3 178.71	2 727.06	-451.65
15 March 2023	2 962.04	2 726.96	-235.08
16 March 2023	3 006.46	2 726.96	-279.50
17 March 2023	2 977.08	2 726.96	-250.12
18 March 2023	2 957.25	2 726.96	-230.29
19 March 2023	2 999.04	2 726.96	-272.08
20 March 2023	3 117.17	2 726.96	-390.21
Average indicator	3 141.46	2 731.05	-410.42

For the period of March 1-20, 2023 the price DAM was **410,42 UAH/MWh** higher than the BCM price.

The highest price difference was fixed in amount of **561,39 UAH/MWh** on **March 6**,

the lowest one - in amount of **229,72 UAH/MWh** on **March 12**.

*The BCM price was calculated according to the results of UEB auctions for the sale of electricity under bilateral contracts held in the previous month (February 2023) and the month of supply (March 2023), for the purchase and sale of base load electricity for the month of supply (March 2023, respectively)

all prices are net of VAT *Ukraine's IPS data

