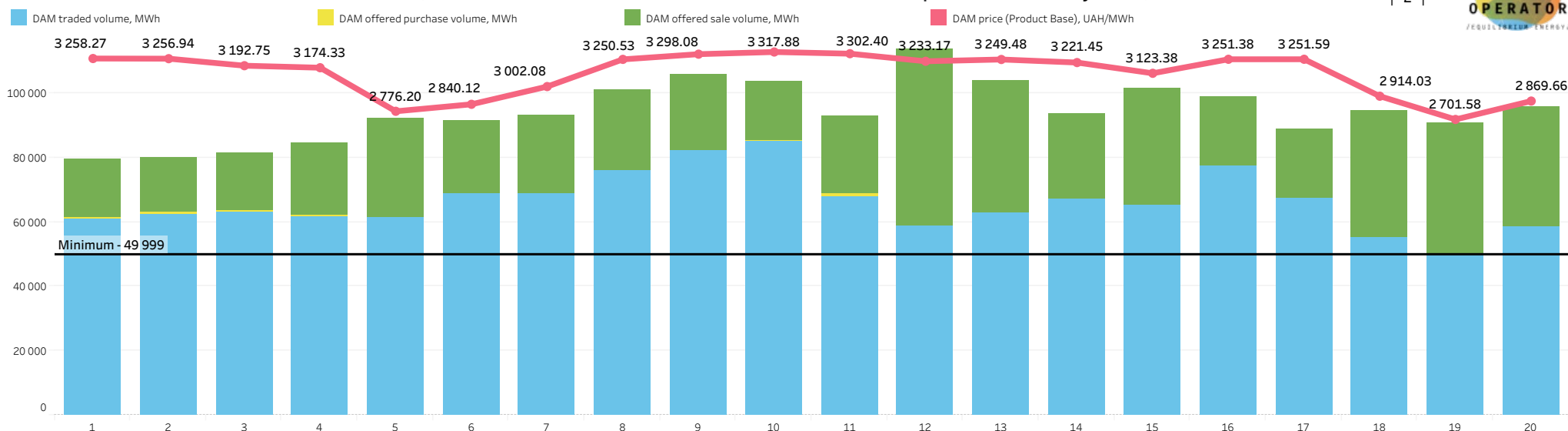




Comparative analysis of the market for 20 days of February 2023:

1. Analysis of the day-ahead market (DAM) operation;
2. Analysis of the intraday market (IDM) operation;
3. Comparative analysis of DAM prices in Ukraine, Romania, Slovak Republic and Hungary;
4. Comparative analysis of DAM and bilateral contracts market (BCM) prices.

Prices, traded and offered volumes on the DAM for the period: February 1-20, 2023



1 321 514,7 MWh were traded on the DAM in the two decade of February.

The largest traded volume of DAM was fixed in amount of 85 139,5 MWh on February 10 (Friday),

and the smallest one - in amount of 49 999,0 MWh on February 19 (Sunday).

The traded **sold** volume on the DAM was **30,02%** less than offered one for the 20 days of February 2023.

The traded **purchased** volume on the DAM was **0,22%** less than offered one for the same period.

Date	DAM price (Product Base), UAH/MWh	DAM traded volume, MWh	DAM offered purchase volume, MWh	DAM offered sale volume, MWh	The difference between the DAM traded and offered purchase volume	The difference between the DAM traded and offered sale volume
1 February 2023	3 258.27	60 815.0	61 183.2	79 616.9	-0.60%	-23.62%
2 February 2023	3 256.94	62 570.3	63 139.1	79 839.0	-0.90%	-21.63%
3 February 2023	3 192.75	63 163.7	63 473.1	81 524.4	-0.49%	-22.52%
4 February 2023	3 174.33	61 842.1	61 975.0	84 531.2	-0.21%	-26.84%
5 February 2023	2 776.20	61 387.8	61 387.8	92 299.6	0.00%	-33.49%
6 February 2023	2 840.12	68 809.7	68 882.3	91 603.9	-0.11%	-24.88%
7 February 2023	3 002.08	68 777.7	68 858.0	93 286.4	-0.12%	-26.27%
8 February 2023	3 250.53	76 056.8	76 211.5	101 045.7	-0.20%	-24.73%
9 February 2023	3 298.08	82 256.6	82 257.6	105 816.9	0.00%	-22.27%
10 February 2023	3 317.88	85 139.5	85 293.1	103 808.3	-0.18%	-17.98%
11 February 2023	3 302.40	67 795.4	68 861.7	93 045.6	-1.55%	-27.14%
12 February 2023	3 233.17	58 965.2	58 965.2	113 767.7	0.00%	-48.17%
13 February 2023	3 249.48	62 739.6	62 739.6	104 164.5	0.00%	-39.77%
14 February 2023	3 221.45	67 167.0	67 167.0	93 592.5	0.00%	-28.23%
15 February 2023	3 123.38	65 406.3	65 406.5	101 538.5	0.00%	-35.58%
16 February 2023	3 251.38	77 332.1	77 332.1	98 876.5	0.00%	-21.79%
17 February 2023	3 251.59	67 548.4	67 548.4	88 834.5	0.00%	-23.96%
18 February 2023	2 914.03	55 317.9	55 317.9	94 603.1	0.00%	-41.53%
19 February 2023	2 701.58	49 999.0	49 999.0	90 744.3	0.00%	-44.90%
20 February 2023	2 869.66	58 424.6	58 424.6	95 783.1	0.00%	-39.00%
Total for period	3 124.26	1321 514.7	1324 422.7	1888 322.6	-0.22%	-30.02%

*all prices are net of VAT **Ukraine's IPS data

Prices, traded and offered volumes on the IDM for the period: February 1-20, 2023

Date	IDM weighted average price, UAH/MWh	IDM traded volume, MWh	IDM offered purchase volume, MWh	IDM offered sale volume, MWh	The difference between the IDM traded and offered purchase volume	The difference between the IDM traded and offered sale volume
1 February 2023	3 610.60	4 831.4	4 889.2	17 857.3	-1.18%	-72.94%
2 February 2023	3 453.24	5 455.6	5 472.6	17 999.6	-0.31%	-69.69%
3 February 2023	3 535.15	8 629.0	8 750.4	21 893.7	-1.39%	-60.59%
4 February 2023	3 522.87	5 891.5	6 151.0	25 121.9	-4.22%	-76.55%
5 February 2023	3 148.67	9 177.5	9 185.4	29 997.4	-0.09%	-69.41%
6 February 2023	3 338.83	6 862.4	7 784.7	22 535.6	-11.85%	-69.55%
7 February 2023	3 374.46	11 269.9	11 788.2	31 289.8	-4.40%	-63.98%
8 February 2023	3 729.84	7 458.2	7 929.9	31 763.7	-5.95%	-76.52%
9 February 2023	3 815.29	8 800.1	10 144.5	34 138.7	-13.25%	-74.22%
10 February 2023	3 858.26	13 933.0	20 626.5	40 359.2	-32.45%	-65.48%
11 February 2023	2 949.17	8 090.1	10 340.3	61 873.5	-21.76%	-86.92%
12 February 2023	3 508.09	7 817.6	7 817.6	67 800.9	0.00%	-88.47%
13 February 2023	3 788.82	9 471.9	9 471.9	66 840.2	0.00%	-85.83%
14 February 2023	3 767.75	6 134.4	6 134.4	46 133.6	0.00%	-86.70%
15 February 2023	3 596.83	9 615.9	9 615.9	54 994.3	0.00%	-82.51%
16 February 2023	3 560.75	5 054.4	5 054.4	44 612.9	0.00%	-88.67%
17 February 2023	3 778.15	8 239.8	8 362.4	46 669.2	-1.47%	-82.34%
18 February 2023	3 486.59	2 091.0	2 091.0	38 327.0	0.00%	-94.54%
19 February 2023	3 364.88	1 839.9	1 839.9	54 410.5	0.00%	-96.62%
20 February 2023	3 585.77	3 281.6	3 281.6	30 544.7	0.00%	-89.26%
Total for period	3 555.39	143 945.2	156 731.8	785 163.7	-8.16%	-81.67%

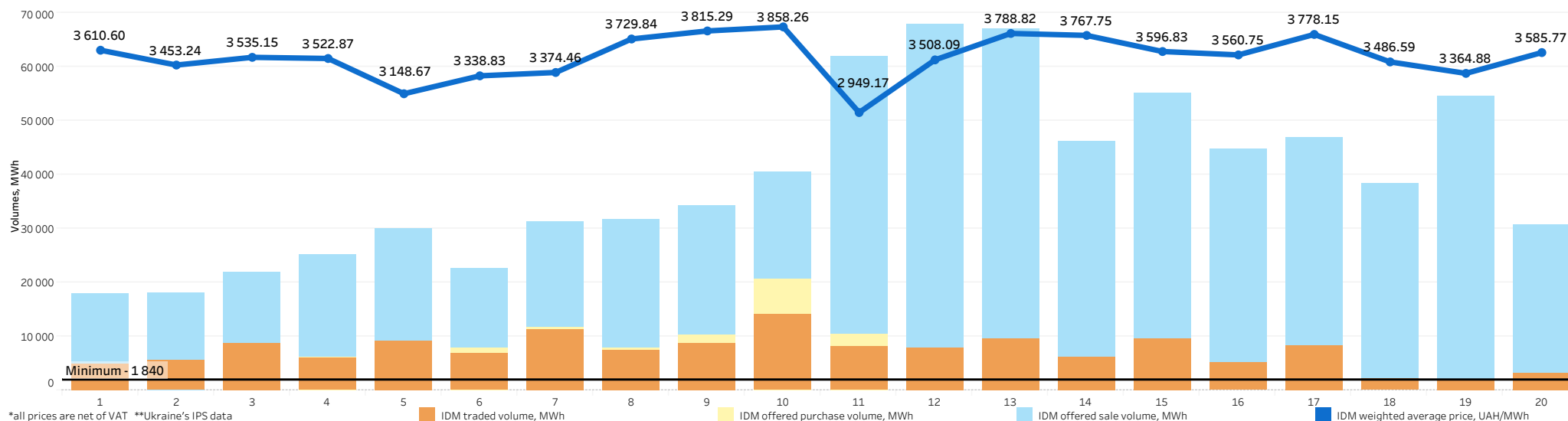
143 945,2 MWh were traded on the IDM in the two decade of February.

The largest traded volume of IDM was fixed in amount of 13 933,0 MWh on February 10 (Friday),

and the smallest one - in amount of 1 839,9 MWh on February 19 (Sunday).

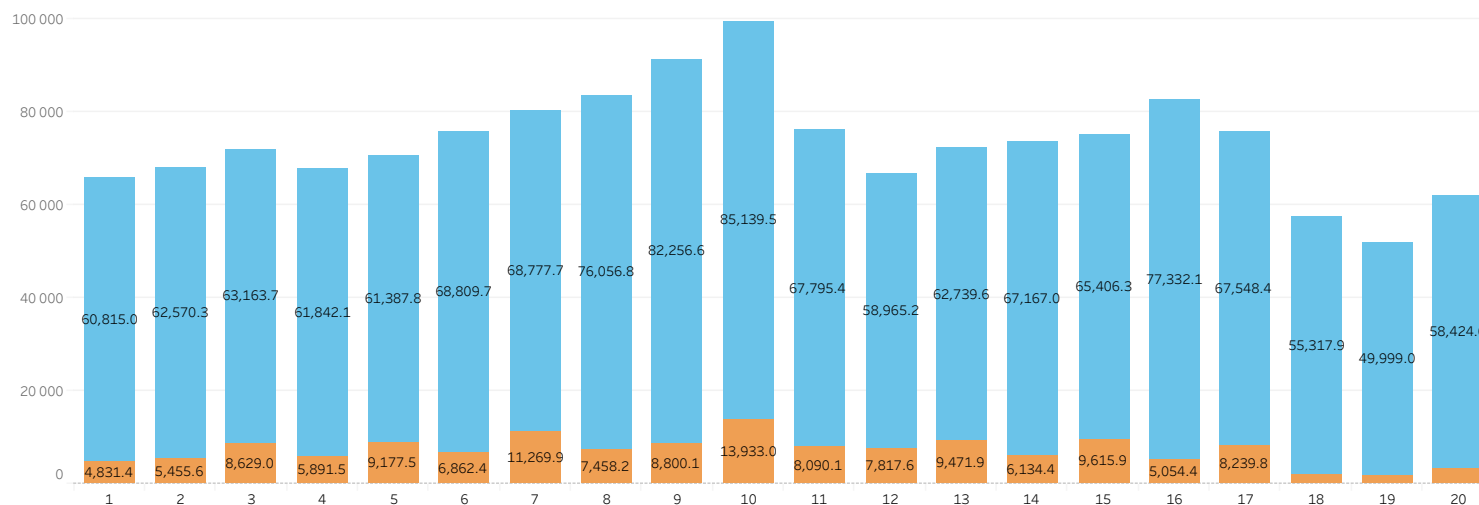
The traded sold volume on the IDM was 81,67% less than offered one for the 20 days of February 2023.

The traded purchased volume on the IDM was 8,16% less than offered one for the same period.



Distribution of the electricity traded volumes on the DAM and IDM for the period: February 1-20, 2023

Distribution of traded volumes on the DAM and IDM



The **total traded** amount of electricity within the two market segments amounted to **1 465 459,9 MWh** in the two decade of February 2023.

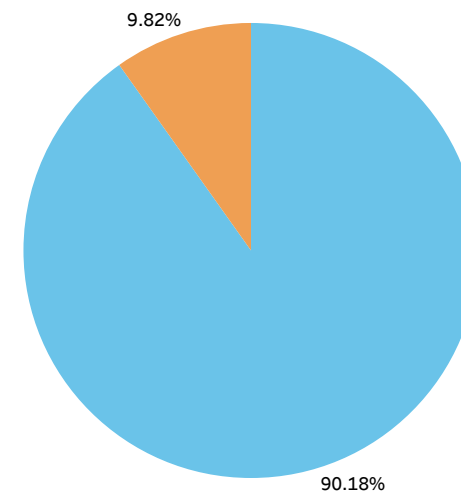
The share of the **DAM** was **90,18%** or **1 321 514,7 MWh** in the total volume, while the share of the **IDM** was almost **9,82%** or **143 945,2 MWh**.

The largest traded volume within the two market segments was fixed in amount of **99 072,5 MWh** on **February 10 (Friday)**, as well as the smallest one - in amount of **51 838,9 MWh** on **February 19 (Sunday)**.

Volumes on the DAM and IDM

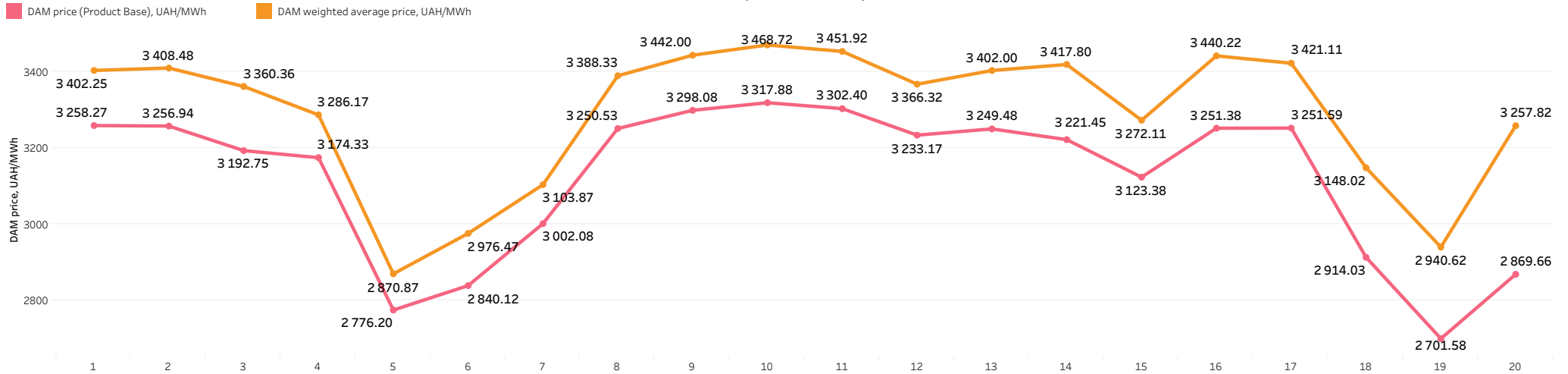
Date	Total volume, MWh	DAM traded volume, MWh	The share of the DAM volume in the total volume	IDM traded volume, MWh	The share of the IDM volume in the total volume
1 February 2023	65 646.4	60 815.0	92.64%	4 831.4	7.36%
2 February 2023	68 025.9	62 570.3	91.98%	5 455.6	8.02%
3 February 2023	71 792.7	63 163.7	87.98%	8 629.0	12.02%
4 February 2023	67 733.6	61 842.1	91.30%	5 891.5	8.70%
5 February 2023	70 565.3	61 387.8	86.99%	9 177.5	13.01%
6 February 2023	75 672.1	68 809.7	90.93%	6 862.4	9.07%
7 February 2023	80 047.6	68 777.7	85.92%	11 269.9	14.08%
8 February 2023	83 515.0	76 056.8	91.07%	7 458.2	8.93%
9 February 2023	91 056.7	82 256.6	90.34%	8 800.1	9.66%
10 February 2023	99 072.5	85 139.5	85.94%	13 933.0	14.06%
11 February 2023	75 885.5	67 795.4	89.34%	8 090.1	10.66%
12 February 2023	66 782.8	58 965.2	88.29%	7 817.6	11.71%
13 February 2023	72 211.5	62 739.6	86.88%	9 471.9	13.12%
14 February 2023	73 301.4	67 167.0	91.63%	6 134.4	8.37%
15 February 2023	75 022.2	65 406.3	87.18%	9 615.9	12.82%
16 February 2023	82 386.5	77 332.1	93.87%	5 054.4	6.13%
17 February 2023	75 788.2	67 548.4	89.13%	8 239.8	10.87%
18 February 2023	57 408.9	55 317.9	96.36%	2 091.0	3.64%
19 February 2023	51 838.9	49 999.0	96.45%	1 839.9	3.55%
20 February 2023	61 706.2	58 424.6	94.68%	3 281.6	5.32%
Total for period	1 465 459.9	1 321 514.7	90.18%	143 945.2	9.82%

■ DAM traded volume, MWh
■ IDM traded volume, MWh



The DAM prices for the period: February 1-20, 2023

The DAM prices comparison: price (Product Base) and weighted average price



The DAM prices

Date	DAM price (Product Base), UAH/MWh	Comparison of the DAM price with the previous day	DAM weighted average price, UAH/MWh	The difference between the DAM weighted average price and the DAM price (Product ..	DAM price (Product Peak), UAH/MWh	DAM price (Product OffPeak), UAH/MWh
1 February 2023	3 258.27	-0.84%	3 402.25	+143.98	3 916.58	2 599.95
2 February 2023	3 256.94	-0.04%	3 408.48	+151.54	3 899.30	2 614.58
3 February 2023	3 192.75	-1.97%	3 360.36	+167.61	3 873.83	2 511.67
4 February 2023	3 174.33	-0.58%	3 286.17	+111.84	3 790.44	2 558.21
5 February 2023	2 776.20	-12.54%	2 870.87	+94.67	3 275.08	2 277.31
6 February 2023	2 840.12	2.30%	2 976.47	+136.35	3 394.67	2 285.58
7 February 2023	3 002.08	5.70%	3 103.87	+101.79	3 568.75	2 435.41
8 February 2023	3 250.53	8.28%	3 388.33	+137.80	3 858.14	2 642.92
9 February 2023	3 298.08	1.46%	3 442.00	+143.92	3 956.25	2 639.92
10 February 2023	3 317.88	0.60%	3 468.72	+150.84	3 979.42	2 656.33
11 February 2023	3 302.40	-0.47%	3 451.92	+149.52	3 962.13	2 642.66
12 February 2023	3 233.17	-2.10%	3 366.32	+133.15	3 883.25	2 583.08
13 February 2023	3 249.48	0.50%	3 402.00	+152.52	3 909.50	2 589.46
14 February 2023	3 221.45	-0.86%	3 417.80	+196.35	3 929.25	2 513.64
15 February 2023	3 123.38	-3.04%	3 272.11	+148.73	3 796.92	2 449.84
16 February 2023	3 251.38	4.10%	3 440.22	+188.84	3 920.08	2 582.67
17 February 2023	3 251.59	0.01%	3 421.11	+169.52	3 933.50	2 569.68
18 February 2023	2 914.03	-10.38%	3 148.02	+233.99	3 716.25	2 111.82
19 February 2023	2 701.58	-7.29%	2 940.62	+239.04	3 398.33	2 004.83
20 February 2023	2 869.66	6.22%	3 257.82	+388.16	3 625.08	2 114.23
Average indicator	3 124.26		3 302.66	+178.40	3 779.34	2 469.19

For the period of February 1-20, 2023:

DAM price (Product Base) was **3 124,26 UAH/MWh**,
 DAM weighted price was **3 302,66 UAH/MWh**,
 DAM price (Product Peak) was **3 779,34 UAH/MWh**,
 DAM price (Product OffPeak) was **2 469,19 UAH/MWh**,

The highest price of the DAM (Product Base) was fixed in amount of **3 317,88 UAH/MWh** on **February 10 (Friday)**,
 and the lowest one - in amount of **2 701,58 UAH/MWh** on **February 19 (Sunday)**.

The highest weighted average price on the DAM was fixed in amount of **3 468,72 UAH/MWh** on **February 10 (Friday)**,
 and the lowest one - in amount of **2 870,87 UAH/MWh** on **February 5 (Sunday)**.

The difference between the weighted average price on the DAM and the DAM price (Product Base) was **178,40 UAH/MWh** in the two decade of February 2023.

The DAM and IDM prices comparison for the period: February 1-20, 2023



The largest difference in the hour between weighted average price on the IDM and on the DAM price (Product Base) was recorded at 7 p.m. on February 6 and amounted to 289,57 UAH/MWh.

The difference between hourly prices: the DAM price (Product Base) and weighted average price of the IDM, UAH/MWh

Date	Timeline (hour)																							
	1	2	3	4	5	6	7	8	9	10	11	12	13	14	15	16	17	18	19	20	21	22	23	24
01.02.2023	-1.57	-39.00	-38.58	-35.98	-36.66	-39.00	0.00	-67.00	-60.00	-67.00	-75.00	-77.08	-77.08	-77.76	-74.00	-67.00	-60.00	-60.00	-67.00	-67.00	-67.00	-74.00	-74.00	0.00
02.02.2023	-2.00	-39.20	-38.80	-36.90	-38.80	-39.20	0.00	-67.00	-74.00	-77.78	-76.80	-77.02	-77.02	-77.02	-74.00	-74.00	-67.00	-67.00	-67.40	-67.00	-60.00	-67.00	-74.00	0.00
03.02.2023	-2.00	-38.80	-35.10	-31.98	-31.98	-35.10	-2.00	-74.00	-74.00	-77.00	-77.00	-76.38	-76.20	-77.00	-77.82	-77.82	-77.82	-74.00	-77.82	-77.82	-77.82	-76.38	-77.20	0.00
04.02.2023	0.00	-13.50	-13.70	-13.60	-13.60	-12.80	-39.20	-74.01	-77.00	-77.00	-77.00	-77.00	-72.82	-72.98	-76.38	-76.38	-76.38	-76.38	-76.38	-74.01	-74.10	-74.01	-74.01	0.00
05.02.2023	-25.00	-37.09	-36.80	-35.00	-33.00	-35.00	-35.00	-60.01	-64.00	-66.00	-66.00	-66.00	-66.00	-66.00	-66.00	-66.00	-64.00	-66.00	-65.60	-64.42	-103.86	-70.28	-64.00	-2.00
06.02.2023	-38.61	-37.78	-37.00	-35.10	-31.40	-37.01	-39.20	-63.80	-65.70	-69.78	-64.42	-65.38	-65.90	-68.42	-76.38	-72.82	-202.08	-242.19	-289.57	-236.13	-242.43	-180.08	-59.80	0.00
07.02.2023	-42.13	-37.78	-37.30	-37.26	-37.37	-38.80	-39.40	-70.00	-71.50	-72.00	-68.00	-68.30	-72.00	-72.20	-74.50	-74.00	-70.00	-72.00	-72.00	-70.00	-70.00	-70.00	-68.00	0.00
08.02.2023	-10.00	-5.00	-10.00	-15.00	-15.00	-10.00	0.00	-75.00	-70.30	-78.00	-76.00	-74.00	-74.40	-74.40	-76.00	-77.08	-75.00	-15.00	-21.00	-15.00	-15.00	-30.00	-78.00	0.00
09.02.2023	-37.00	-19.00	-37.00	-39.00	-37.00	-37.00	-10.00	-23.00	-78.24	-78.24	-15.00	-15.00	-15.00	-15.00	-15.00	-50.00	-78.24	-50.00	-63.00	-23.00	-23.00	-23.00	-23.00	-2.00
10.02.2023	-15.00	-10.00	-15.00	-10.00	-15.00	-10.00	0.00	-7.00	-16.00	-30.00	-30.00	-30.00	-37.00	-50.00	-16.00	-16.00	-16.00	0.00	0.00	-6.00	-10.00	-16.00	-16.00	0.00
11.02.2023	0.00	0.00	-7.00	-7.00	-6.60	0.00	0.00	-77.94	-70.00	-77.94	-30.00	-25.00	-25.00	-25.00	-50.00	-30.00	-30.00	-22.00	-22.00	-22.40	-22.00	-37.00	-77.94	-2.50
12.02.2023	-19.00	-38.36	-38.10	-38.00	-38.10	-38.54	-39.18	-74.40	-76.92	-77.94	-76.92	-77.94	-77.60	-76.92	-76.40	-77.94	-76.92	-63.00	-50.00	-63.00	-50.00	-77.94	-50.00	-15.00
13.02.2023	-25.00	-23.50	-39.20	-38.00	-39.20	-29.00	-29.00	-77.90	-78.40	-78.40	-78.40	-78.40	-77.48	-78.40	-78.40	-78.40	-78.40	-78.40	-78.40	-76.80	-76.80	-76.40	-76.40	-15.00
14.02.2023	-37.25	-37.80	-36.70	-35.02	-35.02	-37.80	-39.10	-76.38	-16.00	-16.00	-19.00	-78.20	-78.20	-78.20	-35.00	-78.20	-77.00	-20.00	-78.34	-77.00	-77.00	-76.38	-75.00	-9.00
15.02.2023	-37.88	-35.00	-33.96	-33.92	-33.92	-35.00	-38.98	-73.94	-76.80	-75.60	-75.60	-76.80	-75.80	-75.76	-75.76	-76.80	-73.94	-75.80	-76.80	-75.80	-75.80	-75.80	-73.94	-9.00
16.02.2023	-16.00	-37.80	-37.80	-35.00	-37.28	-14.20	-7.00	-12.00	-10.00	-50.00	-76.60	-76.60	-76.60	-76.60	-76.60	-12.00	-10.00	-7.00	-10.00	-10.00	-12.00	-12.00	-73.60	-9.00
17.02.2023	-17.40	-37.41	-35.00	-35.00	-35.00	-37.80	-12.00	-78.00	-12.00	-12.00	-76.80	-78.00	-76.80	-78.00	-78.00	-20.00	-78.00	-12.00	-10.00	-12.00	-12.00	-12.00	-12.00	-9.00
18.02.2023	-27.58	-27.58	-27.58	-27.58	-27.58	-27.58	-27.58	-67.80	-73.40	-76.70	-75.80	-73.60	-73.40	-73.40	-73.40	-73.60	-73.40	-73.60	-75.80	-75.80	-73.60	-73.40	-70.20	-28.78
19.02.2023	-27.58	-27.58	-27.58	-27.58	-27.58	-27.58	-27.58	-52.93	-65.00	-67.00	-67.00	-66.30	-66.30	-65.00	-65.00	-67.00	-67.00	-70.60	-75.80	-73.60	-71.40	-70.20	-66.00	-27.58
20.02.2023	-27.58	-27.58	-27.58	-27.58	-27.58	-27.58	-27.58	-70.20	-71.40	-71.40	-69.80	-67.00	-66.46	-66.46	-66.92	-71.40	-38.00	-1.00	-1.00	-1.00	-78.18	-71.40	-67.00	-27.58

*all prices are net of VAT **Ukraine's IPS data

Weighted average prices and traded volumes on the DAM and IDM compared with the previous periods

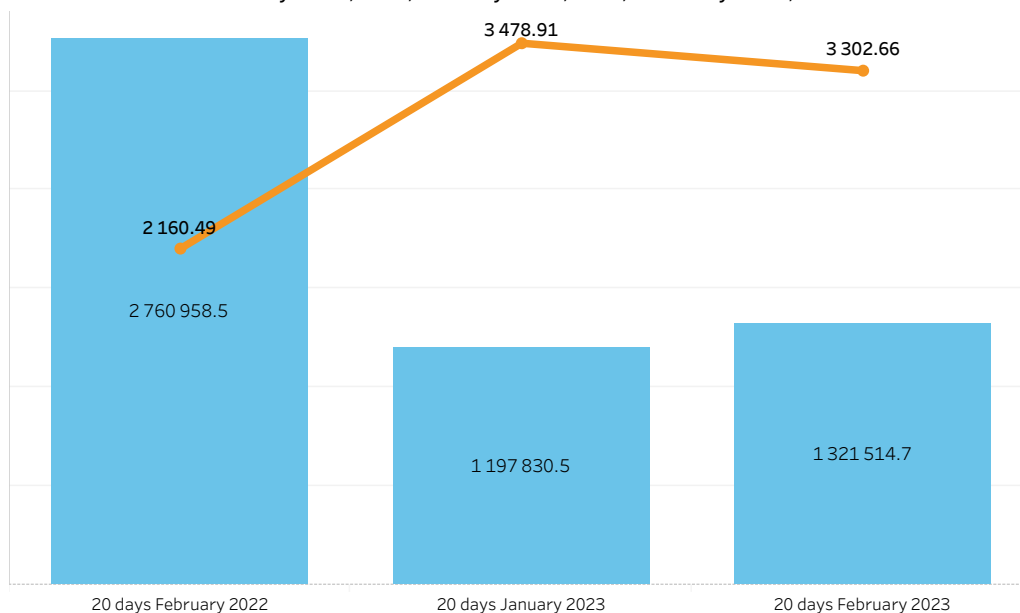


Weighted average prices and traded volumes on the DAM and IDM

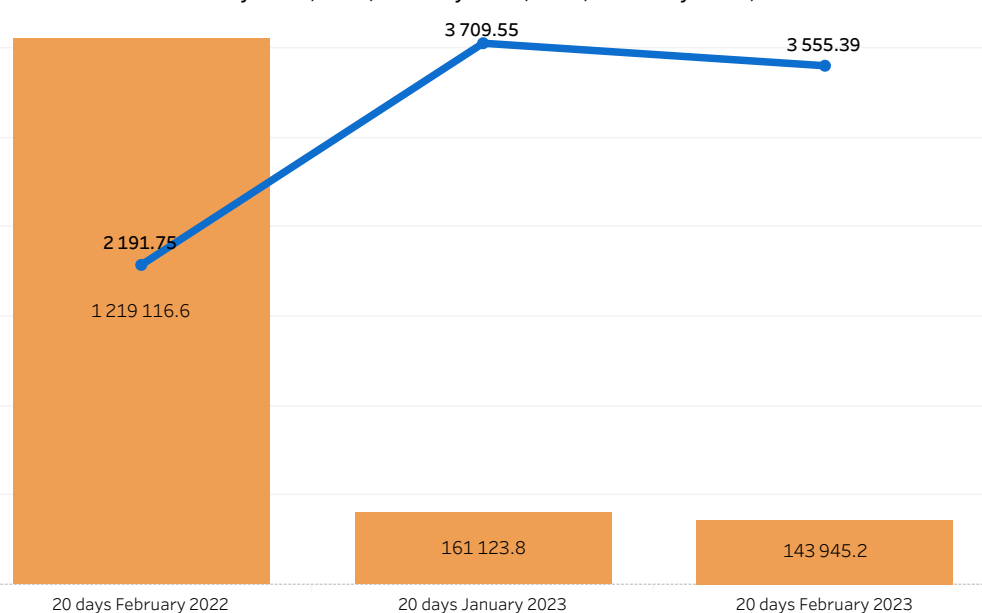
Indicator		20 days February 2022	20 days January 2023	20 days February 2023
IPS Ukraine	DAM weighted average price, UAH/MWh	2 093.30	3 478.91	3 302.66
	DAM traded volume, MWh	2 372 612.8	1 197 830.5	1 321 514.7
	IDM weighted average price, UAH/MWh	2 191.35	3 709.55	3 555.39
	IDM traded volume, MWh	1 217 342.8	161 123.8	143 945.2
BEI Ukraine	DAM weighted average price, UAH/MWh	2 570.96	0.0	0.0
	DAM traded volume, MWh	388 345.7	0.0	0.0
	IDM weighted average price, UAH/MWh	2 466.11	0.0	0.0
	IDM traded volume, MWh	1 773.8	0.0	0.0
Total	DAM weighted average price, UAH/MWh	2 160.49	3 478.91	3 302.66
	DAM traded volume, MWh	2 760 958.5	1 197 830.5	1 321 514.7
	IDM weighted average price, UAH/MWh	2 191.75	3 709.55	3 555.39
	IDM traded volume, MWh	1 219 116.6	161 123.8	143 945.2

Indicator		1 decade of February 2023	2 decade of February 2023
DAM weighted average price, UAH/MWh		3 280.65	3 326.77
DAM traded volume, MWh		690 819.2	630 695.5
IDM weighted average price, UAH/MWh		3 554.10	3 557.11
IDM traded volume, MWh		82 308.6	61 636.6

Weighted average prices and traded volumes on the DAM for the periods:
February 2022, 1-20; January 2023, 1-20; February 2023, 1-20



Weighted average prices and traded volumes on the IDM for the periods:
February 2022, 1-20; January 2023, 1-20; February 2023, 1-20



*in accordance with the resolution of the NERC dated 05.10.2018 №1179, the market operator determines and publishes on its own official website no later than the 25th day of the calculation period the weighted average actual price of electricity on the market "one day ahead" for the first 20 days of the previous calculation period **all prices are net of VAT

The DAM prices of Ukraine, Romania, Slovak Republic and Hungary for the period: February 1-20, 2023



The DAM prices (Product Base)*

The DAM prices comparison to the previous day*

Date	Ukraine DAM price (Product Base), UAH/MWh	Romania DAM price (Product Base), UAH/MWh	Slovak Republic DAM price (Product Base), UAH/MWh	Hungary DAM price (Product Base), UAH/MWh
1 February 2023	3 258.25	6 217.78	5 899.52	6 183.73
2 February 2023	3 256.94	6 058.32	6 019.35	6 030.13
3 February 2023	3 192.83	5 995.77	5 995.40	5 962.33
4 February 2023	3 173.28	5 731.21	5 819.57	5 838.69
5 February 2023	2 774.34	4 347.29	5 207.93	5 179.85
6 February 2023	2 840.52	6 576.03	6 945.48	6 927.00
7 February 2023	3 004.16	6 429.65	7 064.28	7 065.82
8 February 2023	3 249.40	6 227.09	6 383.86	6 403.42
9 February 2023	3 299.00	6 162.61	5 914.82	6 129.22
10 February 2023	3 318.50	6 429.25	6 373.75	6 398.42
11 February 2023	3 301.60	5 676.00	5 612.40	5 705.54
12 February 2023	3 232.92	5 509.33	5 499.85	5 507.57
13 February 2023	3 244.80	6 747.63	6 536.74	6 681.38
14 February 2023	3 222.75	6 251.43	6 239.72	6 269.43
15 February 2023	3 127.13	6 488.43	6 471.15	6 467.92
16 February 2023	3 251.32	6 795.19	6 674.49	6 608.10
17 February 2023	3 226.44	6 744.78	6 794.33	6 766.47
18 February 2023	2 914.03	4 213.15	4 430.44	4 429.61
19 February 2023	2 701.58	4 244.32	4 472.46	4 491.96
20 February 2023	2 869.66	4 807.74	4 572.05	4 559.71
Average indicator	3 122.97	5 882.65	5 946.38	5 980.32

Date	DAM price comparison to the previous day, Ukraine	DAM price comparison to the previous day, Romania	DAM price comparison to the previous day, Slovak Republic	DAM price comparison to the previous day, Hungary
1 February 2023	-0.85%	2.26%	-3.10%	2.41%
2 February 2023	-0.04%	-2.56%	2.03%	-2.48%
3 February 2023	-1.97%	-1.03%	-0.40%	-1.12%
4 February 2023	-0.61%	-4.41%	-2.93%	-2.07%
5 February 2023	-12.57%	-24.15%	-10.51%	-11.28%
6 February 2023	2.39%	51.27%	33.36%	33.73%
7 February 2023	5.76%	-2.23%	1.71%	2.00%
8 February 2023	8.16%	-3.15%	-9.63%	-9.37%
9 February 2023	1.53%	-1.04%	-7.35%	-4.28%
10 February 2023	0.59%	4.33%	7.76%	4.39%
11 February 2023	-0.51%	-11.72%	-11.95%	-10.83%
12 February 2023	-2.08%	-2.94%	-2.01%	-3.47%
13 February 2023	0.37%	22.48%	18.85%	21.31%
14 February 2023	-0.68%	-7.35%	-4.54%	-6.17%
15 February 2023	-2.97%	3.79%	3.71%	3.17%
16 February 2023	3.97%	4.73%	3.14%	2.17%
17 February 2023	-0.77%	-0.74%	1.80%	2.40%
18 February 2023	-9.68%	-37.53%	-34.79%	-34.54%
19 February 2023	-7.29%	0.74%	0.95%	1.41%
20 February 2023	6.22%	13.27%	2.23%	1.51%

For the period of February 1-20, 2023:

the DAM of **Ukraine**: the highest price was fixed in amount of **3 318,50 UAH/MWh** on **February 10**, the lowest one - in amount of **2 701,58 UAH/MWh** on **February 19**;

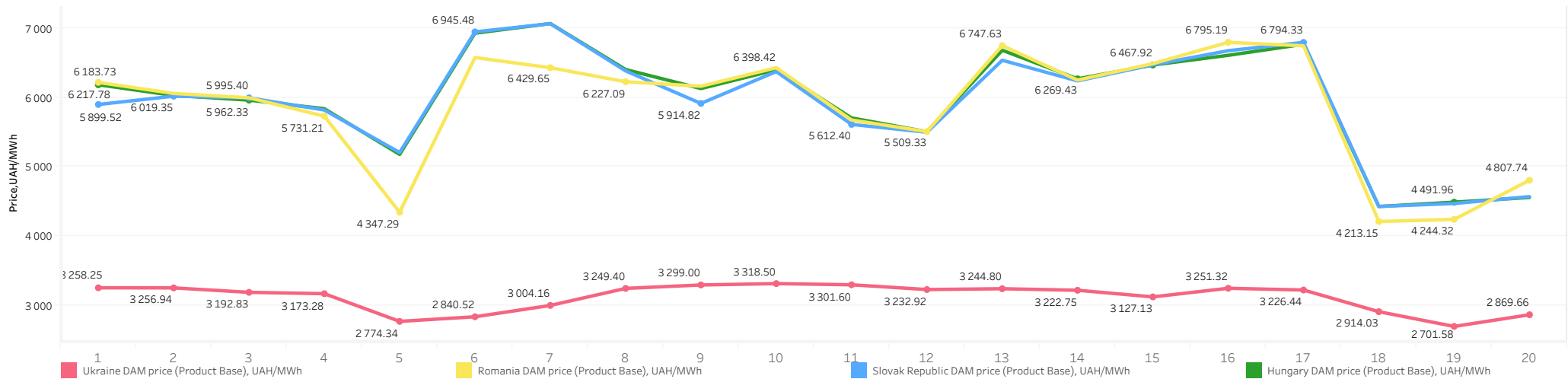
the DAM of **Romania**: the highest price was fixed in amount of **6 795,19 UAH/MWh** on **February 16**, the lowest one - in amount of **4 213,15 UAH/MWh** on **February 18**;

the DAM of **Slovak Republic**: the highest price was fixed in amount of **7 064,28 UAH/MWh** on **February 7**, the lowest one - in amount of **4 430,44 UAH/MWh** on **February 18**;

the DAM of **Hungary**: the highest price was fixed in amount of **7 065,82 UAH/MWh** on **February 7**, the lowest one - in amount of **4 429,61 UAH/MWh** on **February 18**.

* the calculation was made according to the unified Central European Time (CET) **Ukraine's IPS data ***all prices are net of VAT

The DAM prices (Product Base) of Ukraine, Romania, Slovak Republic and Hungary*



The DAM and the BCM prices for the period: February 1-20, 2023



The DAM and the BCM prices

Date	DAM price (Product Base), UAH/MWh	BCM price (Product Base), UAH/MWh	Price difference, UAH/MWh
1 February 2023	3 258.27	3 242.76	-15.51
2 February 2023	3 256.94	3 242.76	-14.18
3 February 2023	3 192.75	3 242.76	+50.01
4 February 2023	3 174.33	3 242.76	+68.43
5 February 2023	2 776.20	3 242.76	+466.56
6 February 2023	2 840.12	3 242.76	+402.64
7 February 2023	3 002.08	3 242.76	+240.68
8 February 2023	3 250.53	3 242.76	-7.77
9 February 2023	3 298.08	3 242.76	-55.32
10 February 2023	3 317.88	3 239.54	-78.34
11 February 2023	3 302.40	3 236.68	-65.72
12 February 2023	3 233.17	3 236.68	+3.51
13 February 2023	3 249.48	3 235.75	-13.73
14 February 2023	3 221.45	3 235.75	+14.30
15 February 2023	3 123.38	3 235.17	+111.79
16 February 2023	3 251.38	3 235.17	-16.21
17 February 2023	3 251.59	3 234.91	-16.68
18 February 2023	2 914.03	3 236.85	+322.82
19 February 2023	2 701.58	3 236.85	+535.27
20 February 2023	2 869.66	3 236.85	+367.19
Average indicator	3 124.26	3 239.25	+114.99

For the period of February 1-10, 2023 the price BCM was **114,99 UAH/MWh** higher than the DAM price.

The highest price difference was fixed in amount of **535,27 UAH/MWh** on **February 19**, the lowest one - in amount of **3,51 UAH/MWh** on **February 12**.

*The BCM price was calculated according to the results of UEB auctions for the sale of electricity under bilateral contracts held in the previous month (January 2023) and the month of supply (February 2023), for the purchase and sale of base load electricity for the month of supply (February 2023, respectively)
 all prices are net of VAT *Ukraine's IPS data

