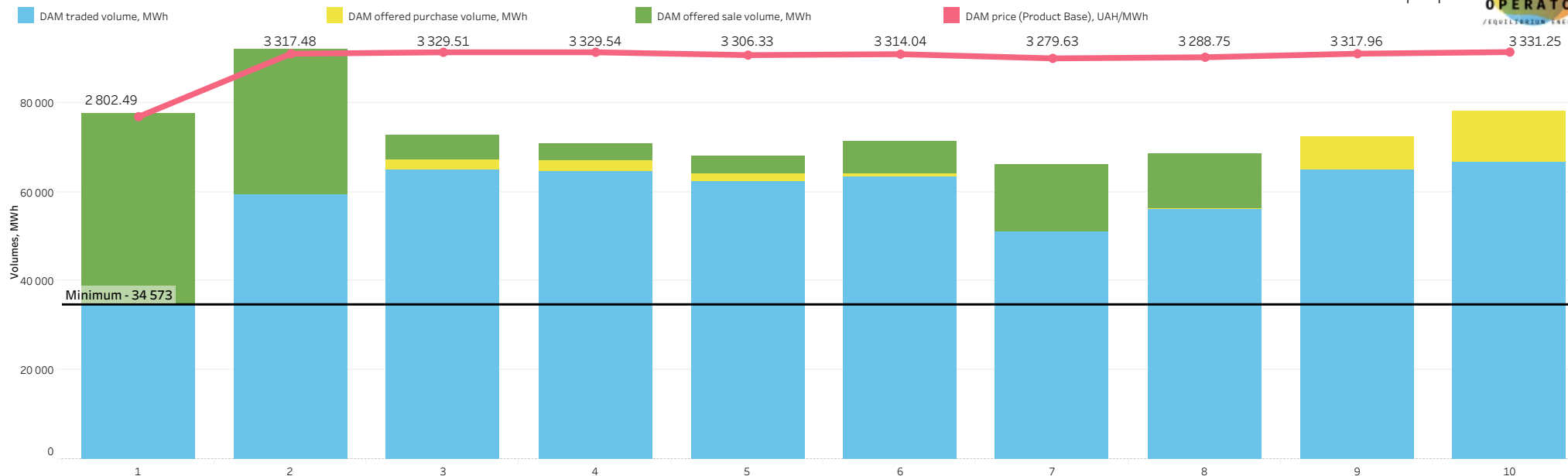




## Comparative analysis of the market for 10 days of January 2023:

1. Analysis of the day-ahead market (DAM) operation;
2. Analysis of the intraday market (IDM) operation;
3. Comparative analysis of DAM prices in Ukraine, Romania, Slovak Republic and Hungary;
4. Comparative analysis of DAM and bilateral contracts market (BCM) prices.

## Prices, traded and offered volumes on the DAM for the period: January 1-10, 2023



587 728 MWh were traded on the DAM in the first decade of January.

The largest traded volume of DAM was fixed in amount of 66 693 MWh on January 10 (Tuesday),

and the smallest one - in amount of 34 573 MWh on January 1 (Sunday).

The traded sold volume on the DAM was 18,8% less than offered one for the first 10 days of January 2023.

The traded purchased volume on the DAM was 4,3% less than offered one for the same period.

Date	DAM price (Product Base), UAH/MWh	DAM traded volume, MWh	DAM offered purchase volume, MWh	DAM offered sale volume, MWh	The difference between the DAM traded and offered purchase volume	The difference between the DAM traded and offered sale volume
January 1, 2023	2 802.49	34 573	34 573	77 663	0.0%	-55.5%
January 2, 2023	3 317.48	59 480	59 480	92 038	0.0%	-35.4%
January 3, 2023	3 329.51	64 859	67 180	72 551	-3.5%	-10.6%
January 4, 2023	3 329.54	64 610	66 852	70 754	-3.4%	-8.7%
January 5, 2023	3 306.33	62 273	64 201	67 939	-3.0%	-8.3%
January 6, 2023	3 314.04	63 203	64 061	71 260	-1.3%	-11.3%
January 7, 2023	3 279.63	51 170	51 170	66 251	0.0%	-22.8%
January 8, 2023	3 288.75	56 080	56 383	68 521	-0.5%	-18.2%
January 9, 2023	3 317.96	64 788	72 369	68 262	-10.5%	-5.1%
January 10, 2023	3 331.25	66 693	78 017	68 338	-14.5%	-2.4%
<b>Total</b>	<b>3 261.70</b>	<b>587 728</b>	<b>614 284</b>	<b>723 576</b>	<b>-4.3%</b>	<b>-18.8%</b>

\*all prices are net of VAT \*\*Ukraine's IPS data

## Prices, traded and offered volumes on the IDM for the period: January 1-10, 2023

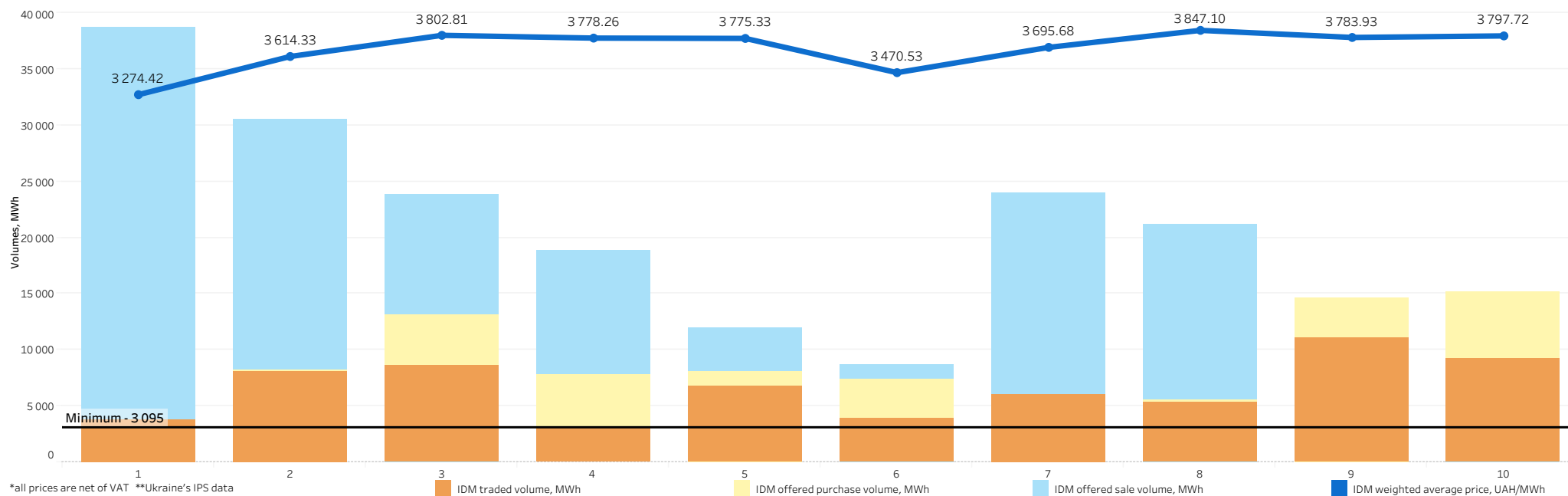
Date	IDM weighted average price, UAH/MWh	IDM traded volume, MWh	IDM offered purchase volume, MWh	IDM offered sale volume, MWh	The difference between the IDM traded and offered purchase volume	The difference between the IDM traded and offered sale volume
January 1, 2023	3 274.42	3 763	3 763	38 686	0.0%	-90.3%
January 2, 2023	3 614.33	8 119	8 158	30 504	-0.5%	-73.4%
January 3, 2023	3 802.81	8 575	13 111	23 841	-34.6%	-64.0%
January 4, 2023	3 778.26	3 095	7 781	18 811	-60.2%	-83.5%
January 5, 2023	3 775.33	6 722	8 054	11 985	-16.5%	-43.9%
January 6, 2023	3 470.53	3 893	7 411	8 714	-47.5%	-55.3%
January 7, 2023	3 695.68	6 073	6 074	23 904	0.0%	-74.6%
January 8, 2023	3 847.10	5 280	5 512	21 183	-4.2%	-75.1%
January 9, 2023	3 783.93	11 072	14 656	12 682	-24.5%	-12.7%
January 10, 2023	3 797.72	9 257	15 155	10 904	-38.9%	-15.1%
<b>Total</b>	<b>3 715.55</b>	<b>65 850</b>	<b>89 676</b>	<b>201 214</b>	<b>-26.6%</b>	<b>-67.3%</b>

65 850 MWh were traded on the IDM in the first decade of January.

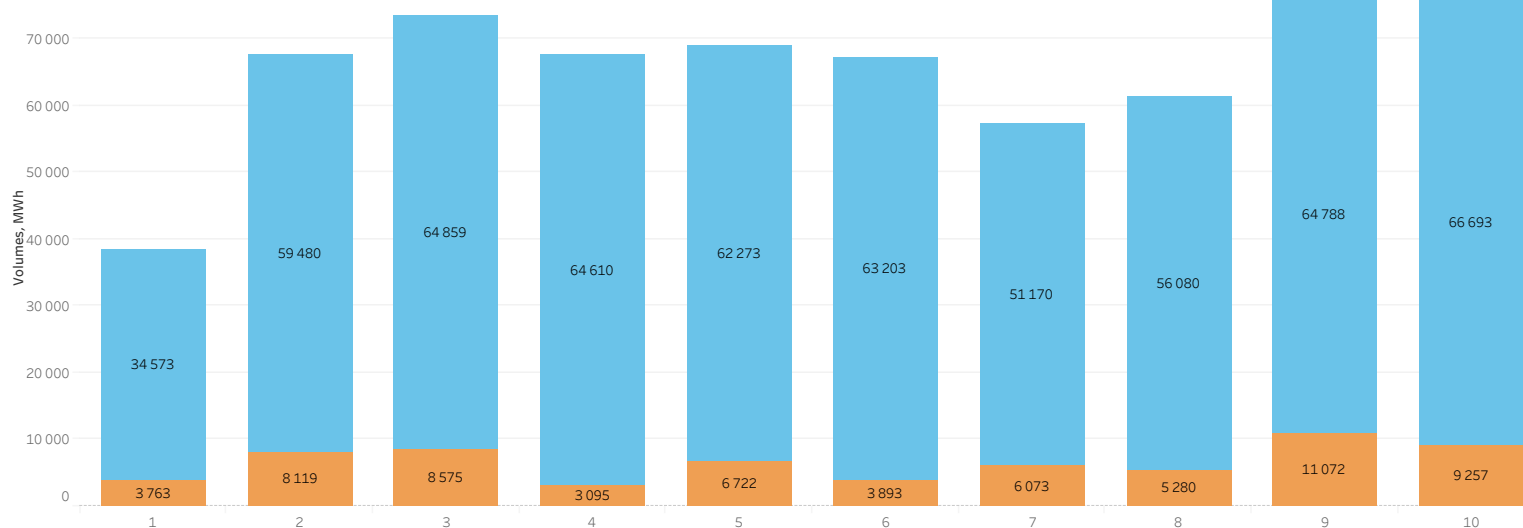
The largest traded volume of IDM was fixed in amount of **11 072 MWh** on **January 9 (Monday)**, and the smallest one - in amount of **3 095 MWh** on **January 4 (Wednesday)**.

The traded **sold** volume on the IDM was **67,3%** less than offered one for the first 10 days of **January 2023**.

The traded **purchased** volume on the IDM was **26,6%** less than offered one for the same period.



Distribution of traded volumes on the DAM and on the IDM



The total traded amount of electricity within the two market segments amounted to **653 578 MWh** in the first decade of January 2023.

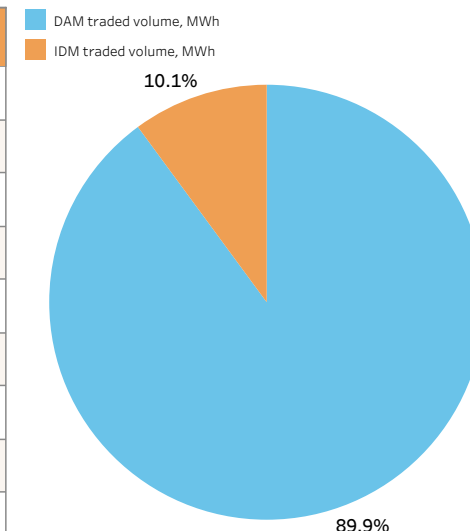
The share of the **DAM** was **89,9 %** or **587 728 MWh** in the total volume,

while the share of the **IDM** was almost **10,1%** or **65 850 MWh**.

The largest volume traded within the two market segments was fixed in amount of **75 950 MWh** on **January 10 (Tuesday)**, as well as the smallest one - in amount of **38 336 MWh** on **January 1 (Sunday)**.

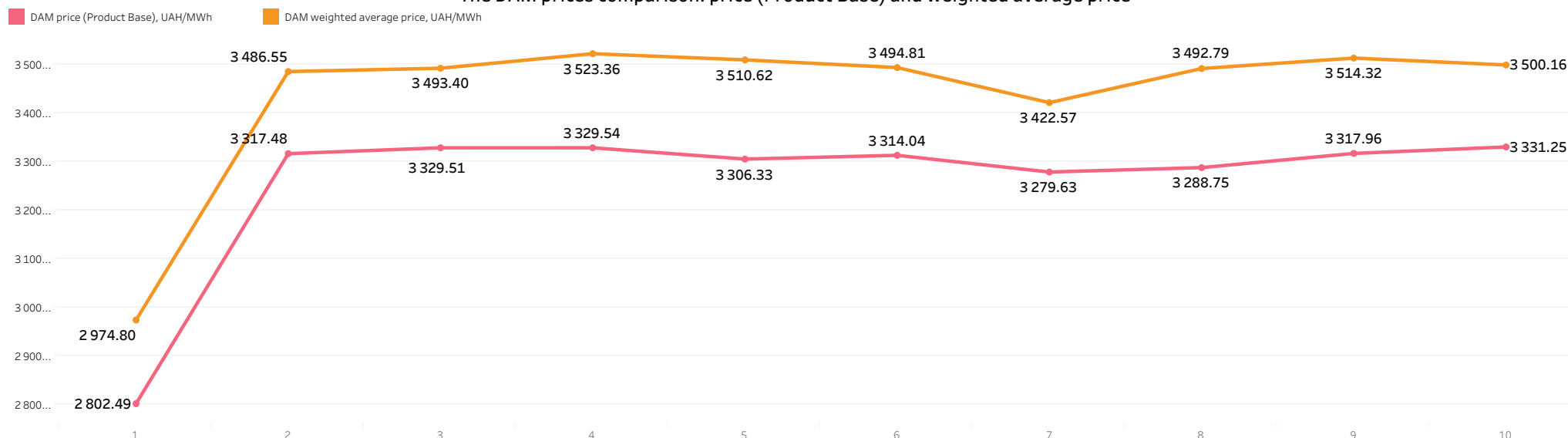
Volumes on the DAM and on the IDM

Date	Total volume, MWh	DAM traded volume, MWh	The share of the DAM volume in the total volume	IDM traded volume, MWh	The share of the IDM volume in the total volume
January 1, 2023	38 336	34 573	90.2%	3 763	9.8%
January 2, 2023	67 599	59 480	88.0%	8 119	12.0%
January 3, 2023	73 434	64 859	88.3%	8 575	11.7%
January 4, 2023	67 705	64 610	95.4%	3 095	4.6%
January 5, 2023	68 995	62 273	90.3%	6 722	9.7%
January 6, 2023	67 096	63 203	94.2%	3 893	5.8%
January 7, 2023	57 243	51 170	89.4%	6 073	10.6%
January 8, 2023	61 360	56 080	91.4%	5 280	8.6%
January 9, 2023	75 860	64 788	85.4%	11 072	14.6%
January 10, 2023	75 950	66 693	87.8%	9 257	12.2%
<b>Total</b>	<b>653 578</b>	<b>587 728</b>	<b>89.9%</b>	<b>65 850</b>	<b>10.1%</b>



## The DAM prices for the period: January 1-10, 2023

The DAM prices comparison: price (Product Base) and weighted average price



The DAM prices

Date	DAM price (Product Base), UAH/MWh	Comparison of the DAM price with the previous day	DAM weighted average price, UAH/MWh	The difference between the DAM weighted average price and the DAM price (Product Base), UAH/MWh	DAM price (Product Peak), UAH/MWh	DAM price (Product OffPeak), UAH/MWh
January 1, 2023	2 802.49	-15.4%	2 974.80	+172.31	3 269.21	2 335.76
January 2, 2023	3 317.48	18.4%	3 486.55	+169.07	3 980.33	2 654.63
January 3, 2023	3 329.51	0.4%	3 493.40	+163.89	3 995.67	2 663.36
January 4, 2023	3 329.54	0.0%	3 523.36	+193.82	3 999.33	2 659.75
January 5, 2023	3 306.33	-0.7%	3 510.62	+204.29	3 999.17	2 613.50
January 6, 2023	3 314.04	0.2%	3 494.81	+180.77	3 997.25	2 630.83
January 7, 2023	3 279.63	-1.0%	3 422.57	+142.94	3 978.58	2 580.67
January 8, 2023	3 288.75	0.3%	3 492.79	+204.04	3 994.17	2 583.33
January 9, 2023	3 317.96	0.9%	3 514.32	+196.36	4 000.00	2 635.92
January 10, 2023	3 331.25	0.4%	3 500.16	+168.91	4 000.00	2 662.50
Average indicator	<b>3 261.70</b>		<b>3 464.32</b>	<b>+202.62</b>	<b>3 921.37</b>	<b>2 602.02</b>

For the period of January 1-10, 2023:

DAM price (Product Base) was **3 261,70 UAH/MWh**, DAM weighted average price was **3 464,32 UAH/MWh**, DAM price (Product Peak) was **3 921,37 UAH/MWh**, DAM price (Product OffPeak) was **2 602,02 UAH/MWh**,

The highest price of the DAM (Product Base) was fixed in amount of **3 331,25 UAH/MWh** on **January 10 (Tuesday)**, and the lowest one - in amount of **2 802,49 UAH/MWh** on **January 1 (Sunday)**.

The highest weighted average price on the DAM was fixed in amount of **3 523,36 UAH/MWh** on **January 4 (Wednesday)**, and the lowest one - in amount of **2 974,80 UAH/MWh** on **January 1 (Sunday)**.

The difference between the weighted average price on the DAM and the DAM price (Product Base) was **202,62 UAH/MWh** in the first decade of January 2023.

\*all prices are net of VAT \*\*Ukraine's IPS data

## The DAM and IDM prices comparison for the period: January 1-10, 2023



The largest difference in the hour between weighted average price on the IDM and on the DAM price (Product Base) was recorded on **10 p.m. and 11 p.m. January 1** and amounted to **78,18 UAH/MWh**.

The difference between hourly prices: the DAM price (Product Base) and weighted average price of the IDM, UAH/MWh

Date	Timeline (hour)																							
	1	2	3	4	5	6	7	8	9	10	11	12	13	14	15	16	17	18	19	20	21	22	23	24
01.01.2023	-5.00	-10.00	-35.14	-27.58	-27.58	-27.58	-35.14	-52.93	-52.93	-52.93	-52.93	-52.93	-52.93	-52.93	-69.06	-20.00	-20.00	-20.00	-20.00	-20.00	-20.00	-78.18	-78.18	-38.98
02.01.2023	-5.00	-6.00	-6.00	-30.00	-30.00	-8.49	-5.00	-3.00	-5.00	-5.00	-45.00	-45.00	-50.00	-45.00	-3.00	-2.00	-2.00	-2.00	-16.00	-16.00	-16.00	-16.00	-16.00	-3.00
03.01.2023	0.00	-1.69	-10.00	-10.00	-10.00	-3.00	0.00	-5.00	-5.00	-5.00	-2.00	-19.00	-19.00	-2.00	0.00	0.00	0.00	0.00	0.00	0.00	0.00	0.00	0.00	0.00
04.01.2023	0.00	-10.00	-4.00	-30.00	-30.00	-4.00	-3.00	-2.00	0.00	0.00	-2.00	-2.00	-2.00	-2.00	0.00	0.00	0.00	0.00	0.00	0.00	0.00	0.00	0.00	0.00
05.01.2023	0.00	-4.00	-38.70	-35.14	-35.14	-30.00	-4.00	-2.00	0.00	0.00	0.00	0.00	0.00	0.00	0.00	0.00	0.00	0.00	0.00	-10.00	-10.00	-16.00	-18.00	-3.00
06.01.2023	-4.00	-4.00	-38.40	-38.40	-38.40	-38.40	-2.00	-40.00	0.00	0.00	0.00	0.00	0.00	0.00	0.00	0.00	0.00	0.00	-16.00	-17.00	-16.00	-22.00	-17.00	-5.00
07.01.2023	-39.00	-39.00	-38.34	-38.00	-38.34	-38.34	-34.40	-75.54	-77.00	-11.00	-11.00	-11.00	-11.00	-6.00	-2.00	-2.00	-2.00	-2.00	-17.00	-32.00	-32.00	-32.00	-32.00	-6.00
08.01.2023	-2.00	-37.86	-36.50	-35.54	-35.54	-36.50	-39.00	-32.00	-32.00	-8.00	-8.00	-6.00	-8.00	-6.00	-2.00	0.00	0.00	0.00	0.00	0.00	0.00	0.00	-19.00	-5.00
09.01.2023	-4.00	-10.00	-38.20	-36.90	-38.20	-10.00	-10.00	0.00	0.00	0.00	0.00	0.00	0.00	0.00	0.00	0.00	0.00	0.00	0.00	0.00	0.00	0.00	0.00	0.00
10.01.2023	0.00	-10.00	-10.00	-10.00	-10.00	-10.00	0.00	0.00	0.00	0.00	0.00	0.00	0.00	0.00	0.00	0.00	0.00	0.00	0.00	0.00	0.00	0.00	0.00	0.00

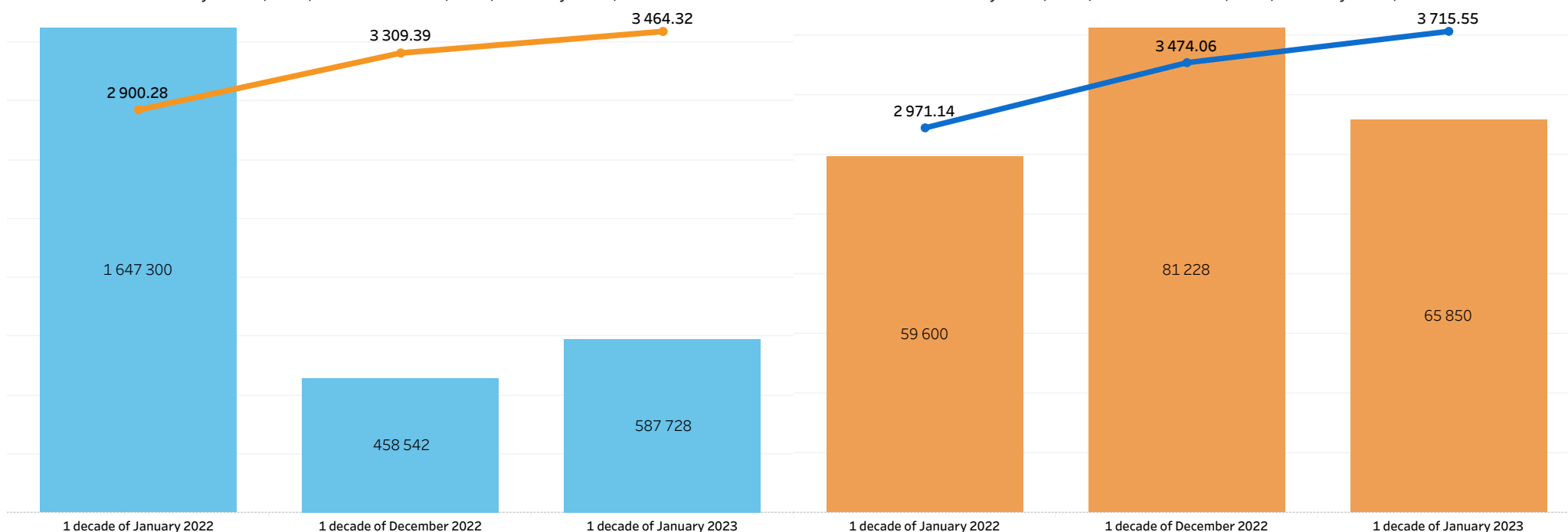
\*all prices are net of VAT \*\*Ukraine's IPS data

## Weighted average prices and traded volumes on the DAM and IDM compared with the previous periods

Indicator		1 decade of January 2022	1 decade of December 2022	1 decade of January 2023
IPS Ukraine	DAM weighted average price, UAH/MWh	2 949.30	3 309.39	3 464.32
	DAM traded volume, MWh	1464 219	458 542	587 728
	IDM weighted average price, UAH/MWh	2 988.05	3 474.06	3 715.55
	IDM traded volume, MWh	57 715	81 228	65 850
BEI Ukraine	DAM weighted average price, UAH/MWh	2 508.27	0	0
	DAM traded volume, MWh	183 081	0	0
	IDM weighted average price, UAH/MWh	2 453.53	0	0
	IDM traded volume, MWh	1 885	0	0
Total	DAM weighted average price, UAH/MWh	2 900.28	3 309.39	3 464.32
	DAM traded volume, MWh	1647 300	458 542	587 728
	IDM weighted average price, UAH/MWh	2 971.14	3 474.06	3 715.55
	IDM traded volume, MWh	59 600	81 228	65 850

Weighted average prices and traded volumes on the DAM for the periods:  
January 2022, 1-10; December 2022, 1-10; January 2023, 1-10

Weighted average prices and traded volumes on the IDM for the periods:  
January 2022, 1-10; December 2022, 1-10; January 2023, 1-10



\*all prices are net of VAT

# The DAM prices of Ukraine, Romania, Slovak Republic and Hungary for the period: January 1-10, 2023



The DAM prices (Product Base)\*

Date	Ukraine DAM price (Product Base), UAH/MWh	Romania DAM price (Product Base), UAH/MWh	Slovak Republic DAM price (Product Base), UAH/MWh	Hungary DAM price (Product Base), UAH/MWh
January 1, 2023	2 802.49	695.91	704.12	696.70
January 2, 2023	3 317.69	4 862.44	4 854.26	4 862.34
January 3, 2023	3 329.51	5 831.75	5 777.29	5 832.60
January 4, 2023	3 329.54	7 335.02	7 065.72	7 181.03
January 5, 2023	3 306.17	5 342.14	5 482.50	5 373.17
January 6, 2023	3 312.58	4 938.48	4 868.90	4 974.01
January 7, 2023	3 281.17	6 600.67	5 199.20	6 762.20
January 8, 2023	3 288.67	3 883.29	3 782.05	3 936.54
January 9, 2023	3 318.13	5 415.48	5 401.70	5 437.73
January 10, 2023	3 331.25	5 277.09	5 562.75	5 490.45
Average indicator	<b>3 261.72</b>	<b>5 018.23</b>	<b>4 869.85</b>	<b>5 054.68</b>

The DAM prices comparison to the previous day\*

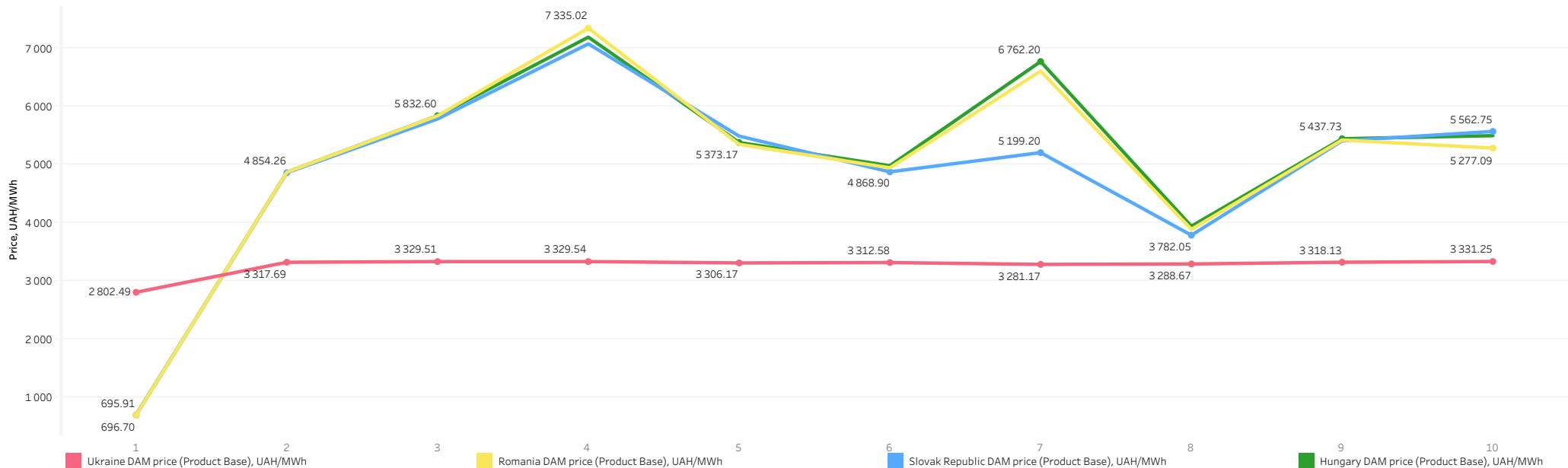
Date	DAM price comparison to the previous day, Ukraine	DAM price comparison to the previous day, Romania	DAM price comparison to the previous day, Slovak Republic	DAM price comparison to the previous day, Hungary
January 1, 2023	-15.4%	-48.1%	32.0%	-54.2%
January 2, 2023	18.4%	598.7%	589.4%	597.9%
January 3, 2023	0.4%	19.9%	19.0%	20.0%
January 4, 2023	0.0%	25.8%	22.3%	23.1%
January 5, 2023	-0.7%	-27.2%	-22.4%	-25.2%
January 6, 2023	0.2%	-7.6%	-11.2%	-7.4%
January 7, 2023	-0.9%	33.7%	6.8%	36.0%
January 8, 2023	0.2%	-41.2%	-27.3%	-41.8%
January 9, 2023	0.9%	39.5%	42.8%	38.1%
January 10, 2023	0.4%	-2.6%	3.0%	1.0%

For the period of January 1-10, 2023:

the DAM of **Ukraine**: the highest price was fixed in amount of **3 331,25 UAH/MWh** on **January 10**, the lowest one - in amount of **2 802,49 UAH/MWh** on **January 1**;  
 the DAM of **Romania**: the highest price was fixed in amount of **7 335,02 UAH/MWh** on **January 4**, the lowest one - in amount of **695,91 UAH/MWh** on **January 1**;  
 the DAM of **Slovak Republic**: the highest price was fixed in amount of **7 065,72 UAH/MWh** on **January 4**, the lowest one - in amount of **704,12 UAH/MWh** on **January 1**;  
 the DAM of **Hungary**: the highest price was fixed in amount of **7 181,03 UAH/MWh** on **January 4**, the lowest one - in amount of **696,70 UAH/MWh** on **January 1**.

\* the calculation was made according to the unified Central European Time (CET) \*\*Ukraine's IPS data \*\*\*all prices are net of VAT

The DAM prices (Product Base) of Ukraine, Romania, Slovak Republic and Hungary\*





# The DAM and the BCM prices for the period: January 1-10, 2023



## The DAM and the BCM prices

Date	DAM price (Product Base), UAH/MWh	BCM price (Product Base), UAH/MWh	Price difference, UAH/MWh
January 1, 2023	2 802.49	3 257.19	+454.70
January 2, 2023	3 317.48	3 257.19	-60.29
January 3, 2023	3 329.51	3 257.19	-72.32
January 4, 2023	3 329.54	3 257.19	-72.35
January 5, 2023	3 306.33	3 257.19	-49.14
January 6, 2023	3 314.04	3 257.19	-56.85
January 7, 2023	3 279.63	3 257.19	-22.44
January 8, 2023	3 288.75	3 255.67	-33.08
January 9, 2023	3 317.96	3 255.67	-62.29
January 10, 2023	3 331.25	3 255.67	-75.58
Average indicator	<b>3 261.70</b>	<b>3 256.74</b>	<b>-4.96</b>

For the period of January 1-10, 2023 the DAM price was **4,96 UAH/MWh** higher than the BCM price.

The highest price difference was fixed in amount of **454,70 UAH/MWh** on **January 1**, the lowest one - in amount of **22,44 UAH/MWh** on **January 7**.

\*The BCM price was calculated according to the results of UEB auctions for the sale of electricity under bilateral contracts held in the previous month (December 2022) and the month of supply (January 2023), for the purchase and sale of base load electricity for the month of supply (January 2023, respectively)

\*\*all prices are net of VAT \*\*\*Ukraine's IPS data

