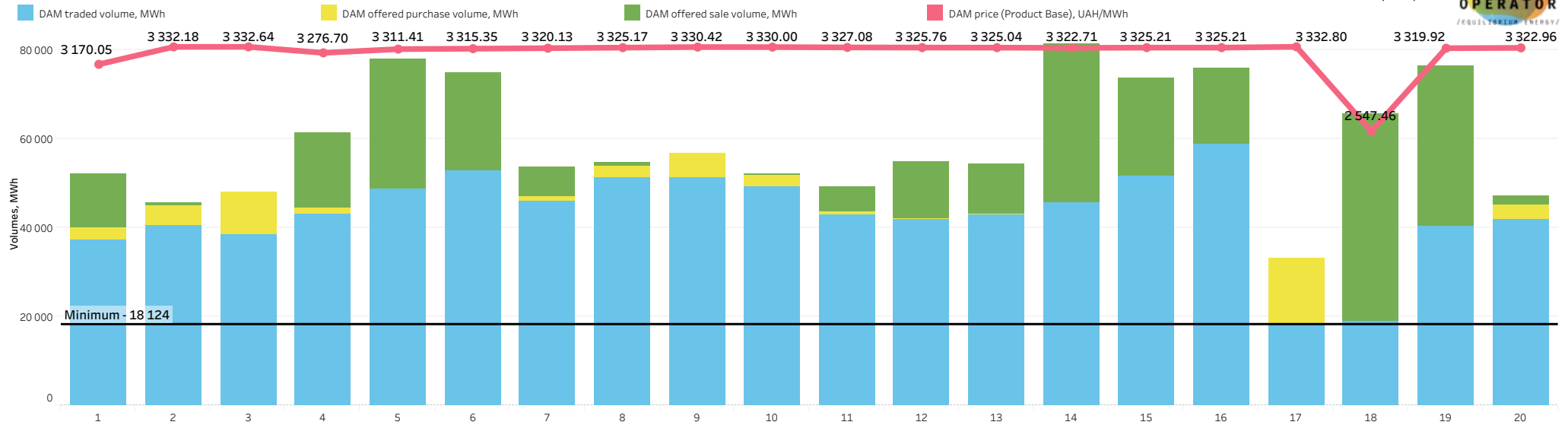




Comparative analysis of the market for 20 days of December 2022:

1. Analysis of the day-ahead market (DAM) operation;
2. Analysis of the intraday market (IDM) operation;
3. Comparative analysis of DAM prices in Ukraine, Romania, Slovak Republic and Hungary;
4. Comparative analysis of DAM and bilateral contracts market (BCM) prices.

Prices, traded and offered volumes on the DAM for the period: December 1-20, 2022



860 831 MWh were traded on the DAM in the two decade of December.

The largest traded volume of DAM was fixed in amount of 58 786 MWh on December 16 (Friday),

and the smallest one - in amount of 18 124 MWh on December 17 (Saturday).

The traded sold volume on the DAM was 25,8% less than offered one for the 20 days of December 2022.

The traded purchased volume on the DAM was 5,4% less than offered one for the same period.

Date	DAM price (Product Base), UAH/MWh	DAM traded volume, MWh	DAM offered purchase volume, MWh	DAM offered sale volume, MWh	The difference between the DAM traded and offered purchase volume	The difference between the DAM traded and offered sale volume
1 December 2022	3 170.05	37 195	39 954	52 123	-6.9%	-28.6%
2 December 2022	3 332.18	40 618	44 887	45 530	-9.5%	-10.8%
3 December 2022	3 332.64	38 345	48 070	39 286	-20.2%	-2.4%
4 December 2022	3 276.70	43 116	44 455	61 392	-3.0%	-29.8%
5 December 2022	3 311.41	48 828	48 828	77 911	0.0%	-37.3%
6 December 2022	3 315.35	52 780	52 780	74 889	0.0%	-29.5%
7 December 2022	3 320.13	45 965	47 020	53 649	-2.2%	-14.3%
8 December 2022	3 325.17	51 185	53 841	54 593	-4.9%	-6.2%
9 December 2022	3 330.42	51 377	56 540	52 700	-9.1%	-2.5%
10 December 2022	3 330.00	49 132	51 838	52 015	-5.2%	-5.5%
11 December 2022	3 327.08	42 700	43 635	49 349	-2.1%	-13.5%
12 December 2022	3 325.76	41 717	42 002	54 803	-0.7%	-23.9%
13 December 2022	3 325.04	42 750	43 157	54 374	-0.9%	-21.4%
14 December 2022	3 322.71	45 562	45 562	81 312	0.0%	-44.0%
15 December 2022	3 325.21	51 631	51 644	73 631	0.0%	-29.9%
16 December 2022	3 325.21	58 786	58 803	75 797	0.0%	-22.4%
17 December 2022	3 332.80	18 124	33 048	18 129	-45.2%	0.0%
18 December 2022	2 547.46	18 930	18 930	65 724	0.0%	-71.2%
19 December 2022	3 319.92	40 245	40 245	76 415	0.0%	-47.3%
20 December 2022	3 322.96	41 845	45 056	47 270	-7.1%	-11.5%
Total for period	3 275.91	860 831	910 294	1 160 891	-5.4%	-25.8%

*all prices are net of VAT **Ukraine's IPS data

Prices, traded and offered volumes on the IDM for the period: December 1-20, 2022

Date	IDM weighted average price, UAH/MWh	IDM traded volume, MWh	IDM offered purchase volume, MWh	IDM offered sale volume, MWh	The difference between the IDM traded and offered purchase volume	The difference between the IDM traded and offered sale volume
1 December 2022	3 057.54	11 298	14 060	16 285	-19.6%	-30.6%
2 December 2022	3 715.90	7 130	13 484	8 635	-47.1%	-17.4%
3 December 2022	3 606.72	8 020	15 456	8 982	-48.1%	-10.7%
4 December 2022	3 598.75	5 286	6 738	25 178	-21.6%	-79.0%
5 December 2022	3 511.51	6 602	6 624	25 514	-0.3%	-74.1%
6 December 2022	3 330.54	9 992	13 505	19 041	-26.0%	-47.5%
7 December 2022	3 819.22	8 091	11 755	8 751	-31.2%	-7.5%
8 December 2022	3 468.58	9 356	12 263	10 051	-23.7%	-6.9%
9 December 2022	3 170.33	5 682	7 160	6 925	-20.6%	-18.0%
10 December 2022	3 620.39	9 771	12 341	13 401	-20.8%	-27.1%
11 December 2022	2 524.86	3 466	4 818	9 964	-28.1%	-65.2%
12 December 2022	3 336.81	5 067	5 836	8 832	-13.2%	-42.6%
13 December 2022	3 419.21	5 507	5 803	17 131	-5.1%	-67.9%
14 December 2022	3 605.59	12 699	12 879	29 417	-1.4%	-56.8%
15 December 2022	3 626.23	10 884	11 176	32 720	-2.6%	-66.7%
16 December 2022	3 446.63	10 527	10 977	37 483	-4.1%	-71.9%
17 December 2022	3 575.27	17 831	17 831	26 306	0.0%	-32.2%
18 December 2022	2 953.62	9 453	9 453	51 539	0.0%	-81.7%
19 December 2022	3 434.10	8 482	9 134	42 702	-7.1%	-80.1%
20 December 2022	3 637.62	6 273	10 959	13 184	-42.8%	-52.4%
Total for period	3 452.61	171 416	212 250	412 041	-19.2%	-58.4%

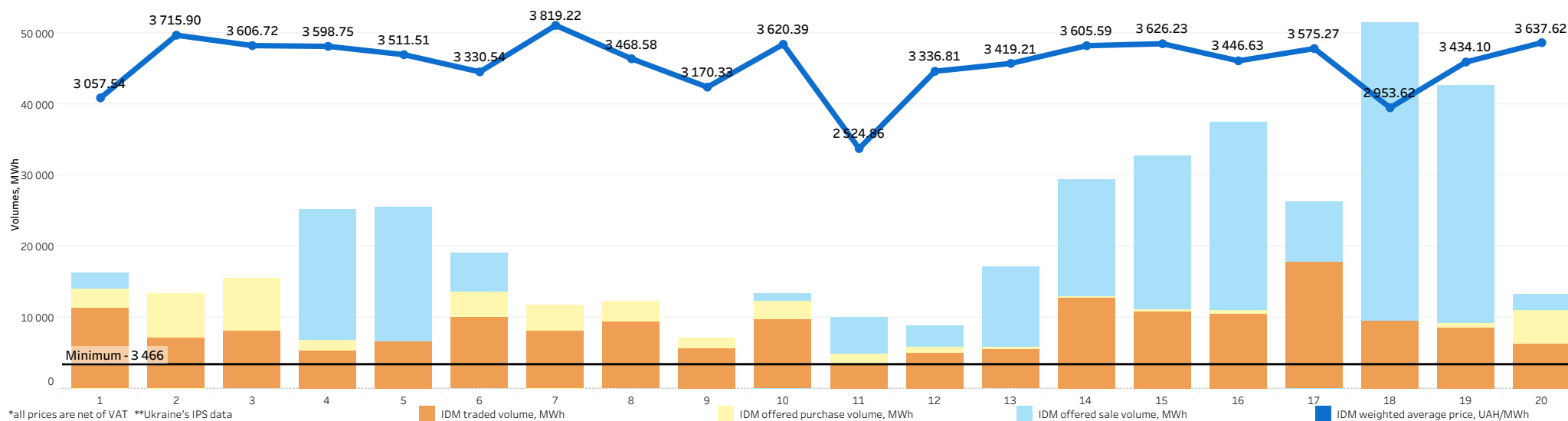
171 416 MWh were traded on the IDM in the two decade of December.

The largest traded volume of IDM was fixed in amount of 17 831 MWh on December 17 (Saturday),

and the smallest one - in amount of 3 466 MWh on December 11 (Sunday).

The traded sold volume on the IDM was 58,4% less than offered one for the 20 days of December 2022.

The traded purchased volume on the IDM was 19,2% less than offered one for the same period.

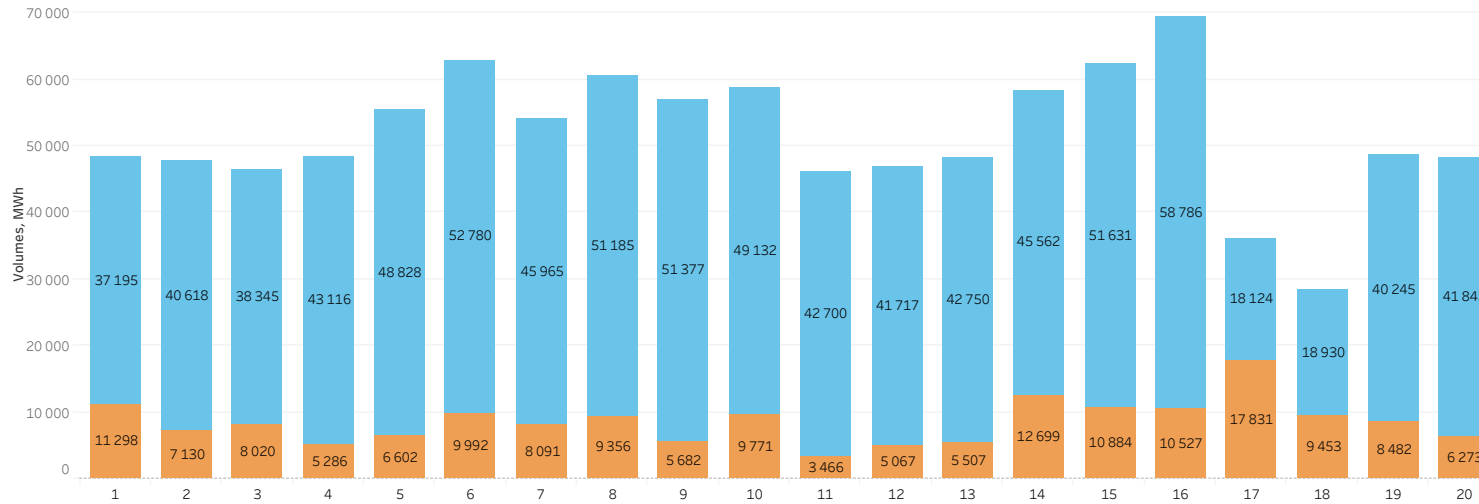


*all prices are net of VAT **Ukraine's IPS data

Distribution of the electricity traded volumes on the DAM and IDM for the period: December 1-20, 2022



Distribution of traded volumes on the DAM and IDM



The **total traded** amount of electricity within the two market segments amounted to **1 032 247 MWh** in the two decade of December 2022.

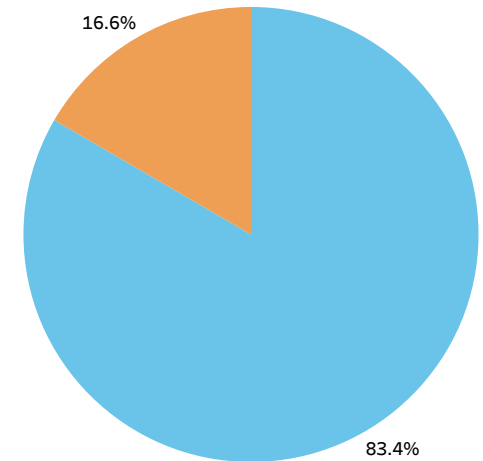
The share of the **DAM** was **83,4%** or **860 831 MWh** in the total volume, while the share of the **IDM** was almost **16,6%** or **171 416 MWh**.

The largest traded volume within the two market segments was fixed in amount of **69 312 MWh** on **December 16 (Friday)**, as well as the smallest one - in amount of **28 383 MWh** on **December 18 (Sunday)**.

Volumes on the DAM and IDM

Date	Total volume, MWh	DAM traded volume, MWh	The share of the DAM volume in the total volume	IDM traded volume, MWh	The share of the IDM volume in the total volume
1 December 2022	48 494	37 195	76.7%	11 298	23.3%
2 December 2022	47 748	40 618	85.1%	7 130	14.9%
3 December 2022	46 365	38 345	82.7%	8 020	17.3%
4 December 2022	48 402	43 116	89.1%	5 286	10.9%
5 December 2022	55 430	48 828	88.1%	6 602	11.9%
6 December 2022	62 772	52 780	84.1%	9 992	15.9%
7 December 2022	54 056	45 965	85.0%	8 091	15.0%
8 December 2022	60 541	51 185	84.5%	9 356	15.5%
9 December 2022	57 059	51 377	90.0%	5 682	10.0%
10 December 2022	58 903	49 132	83.4%	9 771	16.6%
11 December 2022	46 166	42 700	92.5%	3 466	7.5%
12 December 2022	46 785	41 717	89.2%	5 067	10.8%
13 December 2022	48 257	42 750	88.6%	5 507	11.4%
14 December 2022	58 260	45 562	78.2%	12 699	21.8%
15 December 2022	62 515	51 631	82.6%	10 884	17.4%
16 December 2022	69 312	58 786	84.8%	10 527	15.2%
17 December 2022	35 956	18 124	50.4%	17 831	49.6%
18 December 2022	28 383	18 930	66.7%	9 453	33.3%
19 December 2022	48 726	40 245	82.6%	8 482	17.4%
20 December 2022	48 118	41 845	87.0%	6 273	13.0%
Total for period	1 032 247	860 831	83.4%	171 416	16.6%

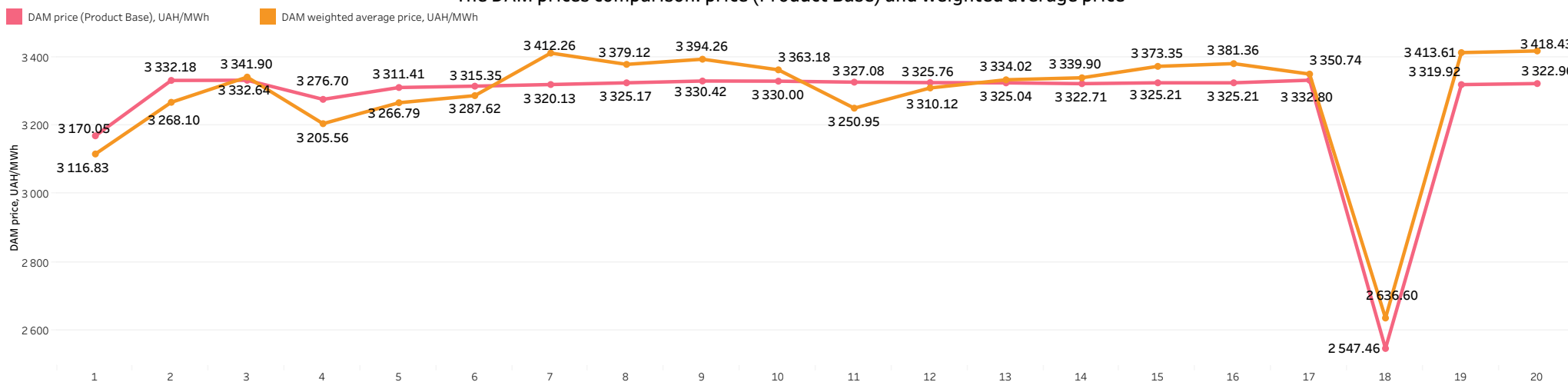
■ DAM traded volume, MWh
 ■ IDM traded volume, MWh



*Ukraine's IPS data

The DAM prices for the period: December 1-20, 2022

The DAM prices comparison: price (Product Base) and weighted average price



The DAM prices

Date	DAM price (Product Base), UAH/MWh	Comparison of the DAM price with the previous day	DAM weighted average price, UAH/MWh	The difference between the DAM weighted average price and the DAM price (Product ..	DAM price (Product Peak), UAH/MWh	DAM price (Product OffPeak), UAH/MWh
1 December 2022	3 170.05	-3.8%	3 116.83	-53.22	3 800.48	2 539.61
2 December 2022	3 332.18	5.1%	3 268.10	-64.08	3 998.29	2 666.07
3 December 2022	3 332.64	0.0%	3 341.90	+9.26	3 999.86	2 665.43
4 December 2022	3 276.70	-1.7%	3 205.56	-71.14	3 944.24	2 609.16
5 December 2022	3 311.41	1.1%	3 266.79	-44.62	3 969.58	2 653.23
6 December 2022	3 315.35	0.1%	3 287.62	-27.73	3 975.83	2 654.87
7 December 2022	3 320.13	0.1%	3 412.26	+92.13	3 984.86	2 655.40
8 December 2022	3 325.17	0.2%	3 379.12	+53.95	3 990.33	2 660.00
9 December 2022	3 330.42	0.2%	3 394.26	+63.84	3 999.17	2 661.67
10 December 2022	3 330.00	0.0%	3 363.18	+33.18	3 998.33	2 661.67
11 December 2022	3 327.08	-0.1%	3 250.95	-76.13	3 993.33	2 660.83
12 December 2022	3 325.76	0.0%	3 310.12	-15.64	3 991.52	2 659.99
13 December 2022	3 325.04	0.0%	3 334.02	+8.98	3 992.07	2 658.00
14 December 2022	3 322.71	-0.1%	3 339.90	+17.19	3 985.42	2 660.00
15 December 2022	3 325.21	0.1%	3 373.35	+48.14	3 990.00	2 660.42
16 December 2022	3 325.21	0.0%	3 381.36	+56.15	3 990.00	2 660.42
17 December 2022	3 332.80	0.2%	3 350.74	+17.94	3 999.34	2 666.27
18 December 2022	2 547.46	-23.6%	2 636.60	+89.14	3 242.60	1 852.32
19 December 2022	3 319.92	30.3%	3 413.61	+93.69	3 984.00	2 655.83
20 December 2022	3 322.96	0.1%	3 418.43	+95.47	3 981.67	2 664.26
Average indicator	3 275.91		3 314.37	+38.46	3 940.55	2 611.27

For the period of December 1-20, 2022:

DAM price (Product Base) was **3 275,91 UAH/MWh**,
 DAM weighted average price was **3 314,37 UAH/MWh**,
 DAM price (Product Peak) was **3 940,55 UAH/MWh**,
 DAM price (Product OffPeak) was **2 611,27 UAH/MWh**,

The highest price of the DAM (Product Base) was fixed in amount of **3 332,80 UAH/MWh** on **December 17 (Saturday)**,
 and the lowest one - in amount of **2 547,46 UAH/MWh** on **December 18 (Sunday)**.

The highest weighted average price on the DAM was fixed in amount of **3 418,43 UAH/MWh** on **December 20 (Tuesday)**,
 and the lowest one - in amount of **2 636,60 UAH/MWh** on **December 18 (Sunday)**.

The difference between the weighted average price on the DAM and the DAM (Product Base) was **38,46 UAH/MWh** in the two decade of December 2022.

The DAM and IDM prices comparison for the period: December 1-20, 2022



The largest difference in the hour between weighted average price on the IDM and on the DAM price (Product Base) was recorded at 4 p.m. December 1 and amounted to 187,49 UAH/MWh.

The difference between hourly prices: the DAM price (Product Base) and weighted average price of the IDM, UAH/MWh

Date	Timeline (hour)																							
	1	2	3	4	5	6	7	8	9	10	11	12	13	14	15	16	17	18	19	20	21	22	23	24
01.12.2022	0.00	0.00	0.00	0.00	-1.70	0.00	0.00	-12.93	-8.42	-77.52	-78.10	-76.80	-76.30	-76.80	-66.20	-187.49	-12.84	-65.00	-78.52	-77.77	-94.75	-66.20	-107.15	0.00
02.12.2022	0.00	0.00	0.00	0.00	0.00	0.00	0.00	-1.61	0.00	-1.64	-1.63	-1.98	-8.49	-1.58	-2.00	0.00	0.00	0.00	-1.54	-1.70	-1.61	-1.93	-1.99	0.00
03.12.2022	0.00	0.00	0.00	0.00	0.00	0.00	0.00	0.00	0.00	0.00	0.00	0.00	-1.69	0.00	0.00	0.00	0.00	0.00	0.00	0.00	0.00	-1.93	-12.97	0.00
04.12.2022	0.00	0.00	0.00	0.00	0.00	0.00	0.00	-5.10	-7.38	-8.44	-18.28	-25.00	-78.40	-78.40	-77.00	-77.00	-30.00	-40.00	-40.00	-40.00	-40.00	-40.00	-68.00	-4.94
05.12.2022	-1.59	-3.13	-12.00	-12.00	-12.00	-12.00	-1.92	-20.00	-30.00	-30.00	-30.00	-35.00	-78.20	-25.00	-25.00	-20.00	-20.00	-20.00	-20.00	-20.00	-25.00	-35.00	-25.00	-1.62
06.12.2022	-1.94	-3.11	-8.38	-12.90	-8.54	-8.57	-1.50	-20.00	-30.00	-30.00	-30.00	-30.00	-25.00	-20.00	-25.00	-20.00	-20.00	-20.00	-20.00	-20.00	-20.00	-30.00	-25.00	-1.60
07.12.2022	0.00	0.00	-1.53	-26.00	-26.00	-1.66	0.00	-20.00	0.00	0.00	-1.69	-20.00	-20.00	-20.00	-20.00	-20.00	-20.00	-20.00	-20.00	-20.00	-20.00	-20.00	-20.00	0.00
08.12.2022	0.00	0.00	0.00	0.00	0.00	0.00	0.00	-20.00	0.00	0.00	-6.00	-6.00	-6.00	-20.00	-6.00	-6.00	-6.00	-20.00	-20.00	-20.00	-20.00	-20.00	-20.00	0.00
09.12.2022	0.00	0.00	0.00	0.00	0.00	0.00	0.00	0.00	0.00	0.00	0.00	-5.00	-5.00	0.00	0.00	0.00	0.00	0.00	0.00	0.00	-20.00	-20.00	-20.00	0.00
10.12.2022	0.00	0.00	0.00	0.00	0.00	0.00	0.00	-20.00	-20.00	0.00	0.00	0.00	0.00	0.00	0.00	0.00	0.00	0.00	0.00	0.00	0.00	-20.00	-20.00	0.00
11.12.2022	0.00	0.00	0.00	-5.00	-5.00	0.00	0.00	-15.00	-10.00	-10.00	-10.00	-10.00	-10.00	-10.00	0.00	0.00	0.00	0.00	-10.00	-10.00	-15.00	-15.00	-15.00	0.00
12.12.2022	0.00	-1.68	-5.00	-10.00	-8.40	-5.00	0.00	-10.00	-1.57	-1.61	-10.00	-10.00	-10.00	-10.00	-10.00	-10.00	-8.56	-10.00	-10.00	-10.00	-15.00	-15.00	-10.00	0.00
13.12.2022	-1.51	-1.62	-16.00	-16.00	-16.00	-12.88	0.00	-10.00	-1.68	-1.52	-1.95	-10.00	-10.00	-10.00	-10.00	-10.00	-10.00	-10.00	-10.00	-10.00	-10.00	-10.00	-10.00	0.00
14.12.2022	-5.00	-5.00	-5.00	-5.00	-5.00	-5.00	-5.00	-10.00	-10.00	-15.00	-20.00	-20.00	-30.00	-20.00	-10.00	-10.00	-10.00	-10.00	-10.00	-10.00	-10.00	-10.00	-10.00	-5.00
15.12.2022	-5.00	-5.00	-5.00	-5.00	-5.00	-5.00	-5.00	-10.00	-10.00	-10.00	-10.00	-10.00	-10.00	-10.00	-10.00	-10.00	-10.00	-10.00	-10.00	-10.00	-10.00	-10.00	-10.00	0.00
16.12.2022	-5.00	-5.00	-5.00	-5.00	-5.00	-5.00	-5.00	-10.00	-10.00	-10.00	-10.00	-10.00	-10.00	-10.00	-10.00	-10.00	-10.00	-10.00	-10.00	-10.00	-10.00	-10.00	-10.00	0.00
17.12.2022		0.00	0.00	0.00	0.00	0.00	0.00	-1.56	-1.62	0.00	0.00	0.00	0.00	0.00	0.00	0.00	-1.68	-1.57	-1.50	-1.54	-1.59	-1.63	0.00	0.00
18.12.2022	-27.58	-27.58	-27.58	-27.58	-27.58	-27.58	-27.58	-52.93	-70.00	-70.00	-52.93	-52.93	-52.93	-52.93	-52.93	-70.00	-60.00	-60.00	-73.00	-73.00	-52.93	-52.93	-52.93	-10.00
19.12.2022	-10.00	-13.00	-13.00	-13.00	-13.00	-13.00	-10.00	-10.00	-10.00	-10.00	-20.00	-30.00	-30.00	-30.00	-12.00	-10.00	-10.00	-10.00	-10.00	-10.00	-10.00	-10.00	-10.00	-5.00
20.12.2022	0.00	-1.92	-1.99	-5.00	-5.00	-5.00	0.00	-10.00	0.00	0.00	-30.00	-78.30	-75.00	-30.00	0.00	0.00	0.00	0.00	0.00	0.00	0.00	0.00	0.00	0.00

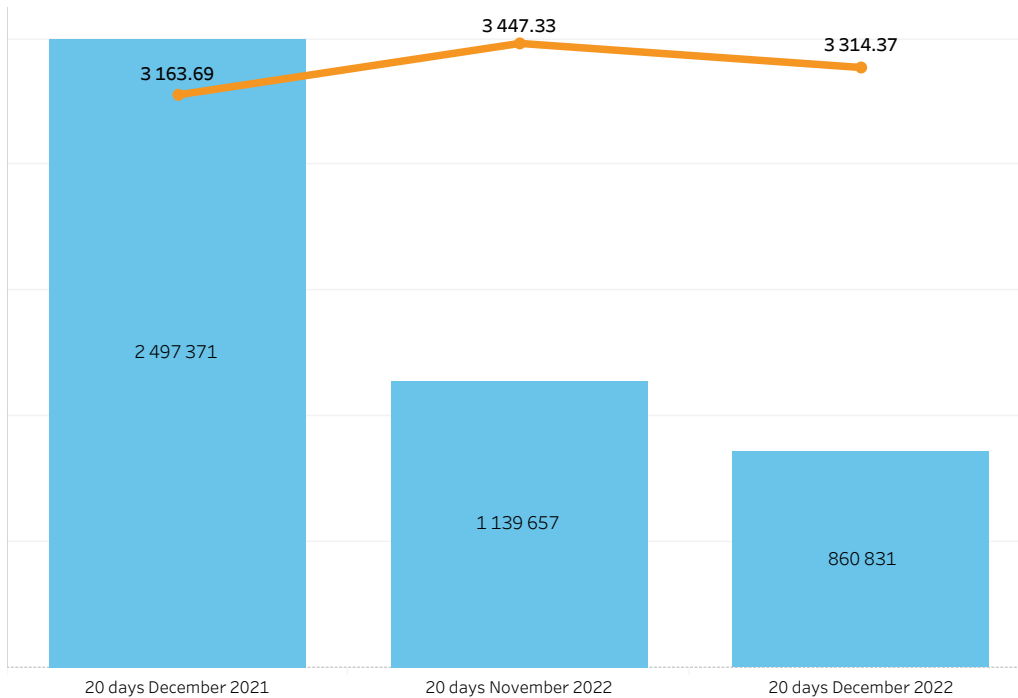
*all prices are net of VAT **Ukraine's IPS data

Weighted average prices and traded volumes on the DAM and IDM compared with the previous periods

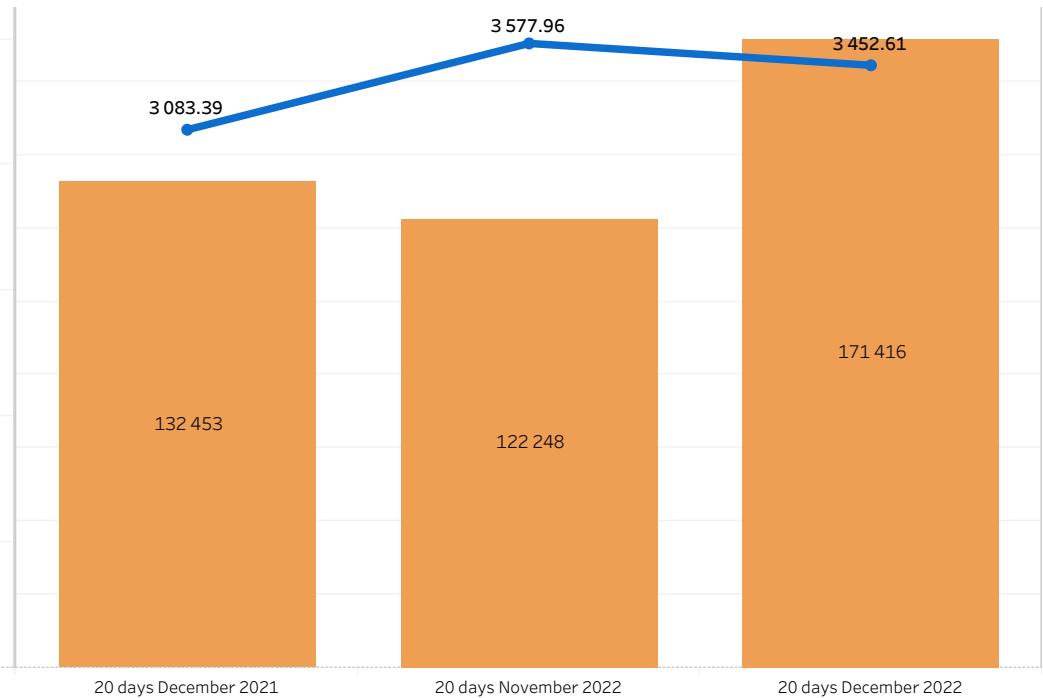
Weighted average prices and traded volumes on the DAM and IDM

Indicator	20 days December 2021	20 days November 2022	20 days December 2022	1 decade of December 2022	2 decade of December 2022
DAM weighted average price, UAH/MWh	3 163.69	3 447.33	3 314.37	3 309.39	3 320.03
DAM traded volume, MWh	2 497 371	1 139 657	860 831	458 542	402 289
IDM weighted average price, UAH/MWh	3 083.39	3 577.96	3 452.61	3 474.06	3 433.29
IDM traded volume, MWh	132 453	122 248	171 416	81 228	90 188

Weighted average prices and traded volumes on the DAM for the periods:
December 2021, 1-20; November 2022 1-20; December 2022, 1-20



Weighted average prices and traded volumes on the IDM for the periods:
December 2021, 1-20; November 2022 1-20; December 2022, 1-20



*in accordance with the resolution of the NERC dated 05.10.2018 №1179, the market operator determines and publishes on its own official website no later than the 25th day of the calculation period the weighted average actual price of electricity on the market "one day ahead" for the first 20 days of the previous calculation period **all prices are net of VAT ***Ukraine's IPS data

The DAM prices of Ukraine, Romania, Slovak Republic and Hungary for the period: December 1-20, 2022



The DAM prices (Product Base)*

The DAM prices comparison to the previous day*

Date	Ukraine DAM price (Product Base), UAH/MWh	Romania DAM price (Product Base), UAH/MWh	Slovak Republic DAM price (Product Base), UAH/MWh	Hungary DAM price (Product Base), UAH/MWh
1 December 2022	3 170.05	12 513.68	15 009.30	15 047.71
2 December 2022	3 332.18	14 740.23	14 773.47	15 413.96
3 December 2022	3 332.64	11 504.58	11 506.25	11 486.81
4 December 2022	3 276.64	10 532.78	10 458.20	10 507.39
5 December 2022	3 311.39	12 834.83	12 849.72	12 965.14
6 December 2022	3 315.43	15 277.40	15 165.20	15 357.01
7 December 2022	3 320.13	14 070.82	13 933.53	14 426.52
8 December 2022	3 325.17	14 654.76	14 842.67	14 810.35
9 December 2022	3 330.42	13 048.99	15 604.86	15 677.60
10 December 2022	3 330.00	12 325.40	13 143.99	12 947.57
11 December 2022	3 327.08	7 889.69	11 829.30	11 545.70
12 December 2022	3 325.69	16 376.09	15 280.00	15 344.59
13 December 2022	3 324.89	15 146.30	16 962.14	16 887.61
14 December 2022	3 322.71	17 159.69	17 142.41	17 155.18
15 December 2022	3 325.21	15 065.31	15 359.43	15 358.41
16 December 2022	3 325.42	11 438.00	16 060.32	16 116.68
17 December 2022	3 306.93	8 290.91	10 216.73	10 189.99
18 December 2022	2 572.92	6 835.34	7 278.25	7 312.79
19 December 2022	3 320.33	7 686.77	8 171.11	8 073.74
20 December 2022	3 322.96	8 297.51	8 263.85	8 325.09
Average indicator	3 275.91	12 284.45	13 192.54	13 247.49

Date	DAM price comparison to the previous day, Ukraine	DAM price comparison to the previous day, Romania	DAM price comparison to the previous day, Slovak Republic	DAM price comparison to the previous day, Hungary
1 December 2022	-3.8%	-14.5%	-0.3%	-0.1%
2 December 2022	5.1%	17.8%	-1.6%	2.4%
3 December 2022	0.0%	-22.0%	-22.1%	-25.5%
4 December 2022	-1.7%	-8.4%	-9.1%	-8.5%
5 December 2022	1.1%	21.9%	22.9%	23.4%
6 December 2022	0.1%	19.0%	18.0%	18.4%
7 December 2022	0.1%	-7.9%	-8.1%	-6.1%
8 December 2022	0.2%	4.2%	6.5%	2.7%
9 December 2022	0.2%	-11.0%	5.1%	5.9%
10 December 2022	0.0%	-5.5%	-15.8%	-17.4%
11 December 2022	-0.1%	-36.0%	-10.0%	-10.8%
12 December 2022	0.0%	107.6%	29.2%	32.9%
13 December 2022	0.0%	-7.5%	11.0%	10.1%
14 December 2022	-0.1%	13.3%	1.1%	1.6%
15 December 2022	0.1%	-12.2%	-10.4%	-10.5%
16 December 2022	0.0%	-24.1%	4.6%	4.9%
17 December 2022	-0.6%	-27.5%	-36.4%	-36.8%
18 December 2022	-22.2%	-17.6%	-28.8%	-28.2%
19 December 2022	29.0%	12.5%	12.3%	10.4%
20 December 2022	0.1%	7.9%	1.1%	3.1%

For the period of December 1-20, 2022:

the DAM of **Ukraine**: the highest price was fixed in amount of **3 332,18 UAH/MWh** on **December 2**, the lowest one - in amount of **2 572,92 UAH/MWh** on **December 18**;

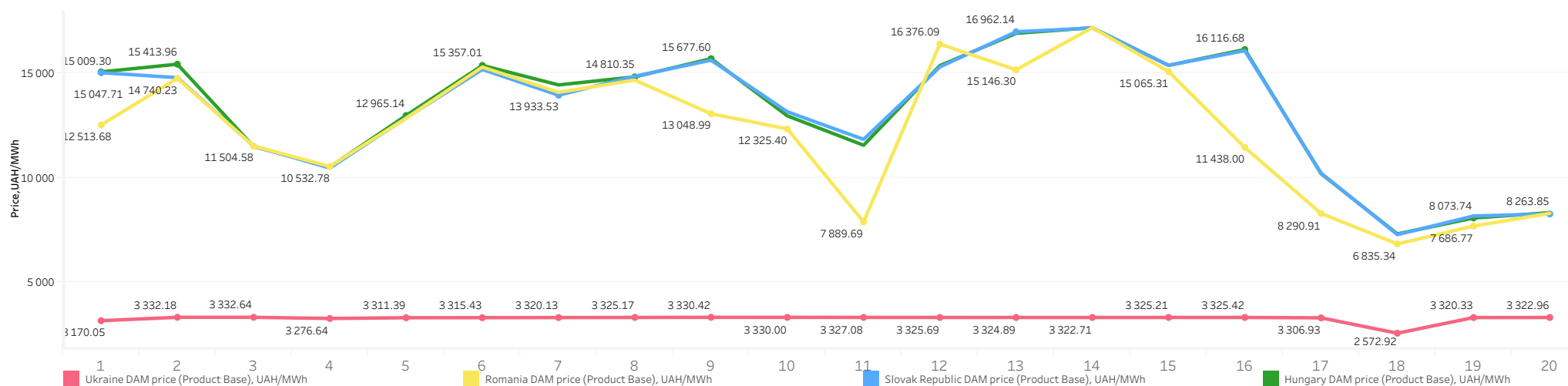
the DAM of **Romania**: the highest price was fixed in amount of **17 159,69 UAH/MWh** on **December 14**, the lowest one - in amount of **6 835,34 UAH/MWh** on **December 18**;

the DAM of **Slovak Republic**: the highest price was fixed in amount of **17 142,41 UAH/MWh** on **December 14**, the lowest one - in amount of **7 278,25 UAH/MWh** on **December 18**;

the DAM of **Hungary**: the highest price was fixed in amount of **17 155,18 UAH/MWh** on **December 14**, the lowest one - in amount of **7 312,79 UAH/MWh** on **December 18**.

* the calculation was made according to the unified Central European Time (CET) **Ukraine's IPS data ***all prices are net of VAT

The DAM prices (Product Base) of Ukraine, Romania, Slovak Republic and Hungary*



The DAM and the BCM prices for the period: December 1-20, 2022



The DAM and the BCM prices

Date	DAM price (Product Base), UAH/MWh	BCM price (Product Base), UAH/MWh	Price difference, UAH/MWh
1 December 2022	3 170.05	3 280.98	+110.93
2 December 2022	3 332.18	3 280.98	-51.20
3 December 2022	3 332.64	3 280.98	-51.66
4 December 2022	3 276.70	3 280.98	+4.28
5 December 2022	3 311.41	3 280.98	-30.43
6 December 2022	3 315.35	3 280.98	-34.37
7 December 2022	3 320.13	3 280.98	-39.15
8 December 2022	3 325.17	3 280.98	-44.19
9 December 2022	3 330.42	3 280.98	-49.44
10 December 2022	3 330.00	3 317.31	-12.69
11 December 2022	3 327.08	3 317.31	-9.77
12 December 2022	3 325.76	3 321.31	-4.45
13 December 2022	3 325.04	3 321.31	-3.72
14 December 2022	3 322.71	3 321.31	-1.40
15 December 2022	3 325.21	3 321.31	-3.90
16 December 2022	3 325.21	3 321.31	-3.90
17 December 2022	3 332.80	3 314.20	-18.60
18 December 2022	2 547.46	3 293.32	+745.86
19 December 2022	3 319.92	3 293.32	-26.60
20 December 2022	3 322.96	3 293.32	-29.64
Average indicator	3 275.91	3 298.21	+22.30

For the period of December 1-20,2022 the price BCM was **22,30 UAH/MWh** higher than the DAM price.

The highest price difference was fixed in amount of **745,86 UAH/MWh** on **December 18**,

the lowest one - in amount of **1,40 UAH/MWh** on **December 14**.

*The BCM price was calculated according to the results of UEB auctions for the sale of electricity under bilateral contracts held in the previous month (November 2022) and the month of supply (December 2022), for the purchase and sale of base load electricity for the month of supply (December 2022, respectively)

all prices are net of VAT *Ukraine's IPS data

