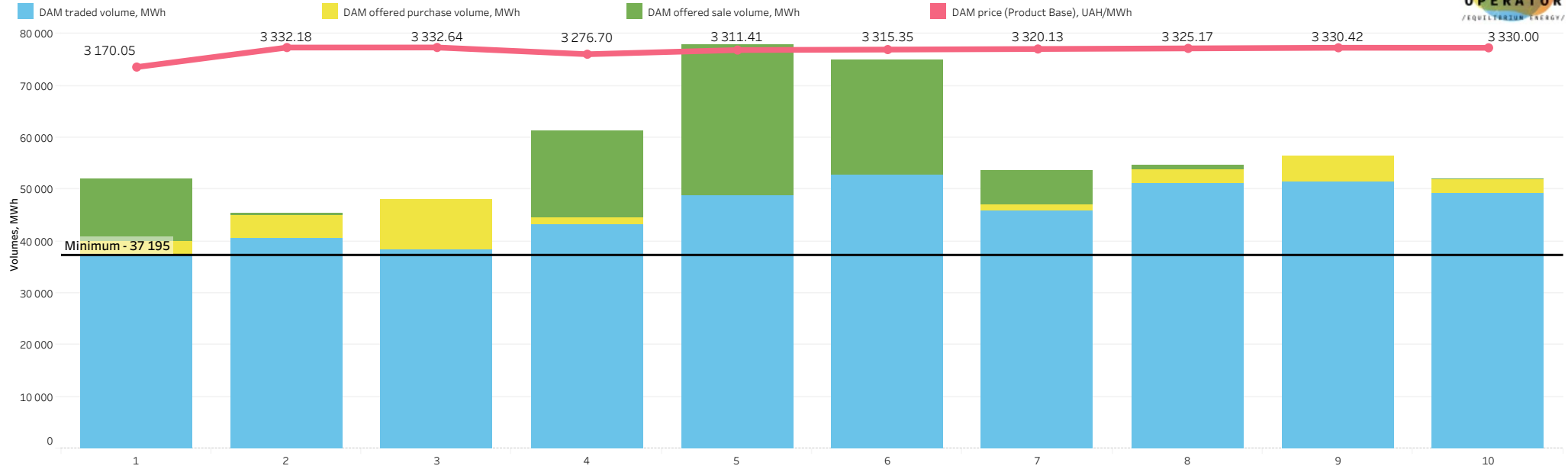




## Comparative analysis of the market for 10 days of December 2022:

1. Analysis of the day-ahead market (DAM) operation;
2. Analysis of the intraday market (IDM) operation;
3. Comparative analysis of DAM prices in Ukraine, Romania, Slovak Republic and Hungary;
4. Comparative analysis of DAM and bilateral contracts market (BCM) prices.

## Prices, traded and offered volumes on the DAM for the period: December 1-10, 2022



458 542MWh were traded on the DAM in the first decade of December.

The largest traded volume of DAM was fixed in amount of 52 780 MWh on December 6 (Tuesday),

and the smallest one - in amount of 37 195 MWh on December 1 (Thursday).

The traded **sold** volume on the DAM was 18,7% less than offered one for the first 10 days of December 2022.

The traded **purchased** volume on the DAM was 6,1% less than offered one for the same period.

Date	DAM price (Product Base), UAH/MWh	DAM traded volume, MWh	DAM offered purchase volume, MWh	DAM offered sale volume, MWh	The difference between the DAM traded and offered purchase volume	The difference between the DAM traded and offered sale volume
December 1, 2022	3 170.05	37 195	39 954	52 123	-6.9%	-28.6%
December 2, 2022	3 332.18	40 618	44 887	45 530	-9.5%	-10.8%
December 3, 2022	3 332.64	38 345	48 070	39 286	-20.2%	-2.4%
December 4, 2022	3 276.70	43 116	44 455	61 392	-3.0%	-29.8%
December 5, 2022	3 311.41	48 828	48 828	77 911	0.0%	-37.3%
December 6, 2022	3 315.35	52 780	52 780	74 889	0.0%	-29.5%
December 7, 2022	3 320.13	45 965	47 020	53 649	-2.2%	-14.3%
December 8, 2022	3 325.17	51 185	53 841	54 593	-4.9%	-6.2%
December 9, 2022	3 330.42	51 377	56 540	52 700	-9.1%	-2.5%
December 10, 2022	3 330.00	49 132	51 838	52 015	-5.2%	-5.5%
Total	3 304.40	458 542	488 213	564 087	-6.1%	-18.7%

\*all prices are net of VAT \*\*Ukraine's IPS data

## Prices, traded and offered volumes on the IDM for the period: December 1-10, 2022

Date	IDM weighted average price, UAH/MWh	IDM traded volume, MWh	IDM offered purchase volume, MWh	IDM offered sale volume, MWh	The difference between the IDM traded and offered purchase volume	The difference between the IDM traded and offered sale volume
December 1, 2022	3 057.54	11 298	14 060	16 285	-19.6%	-30.6%
December 2, 2022	3 715.90	7 130	13 484	8 635	-47.1%	-17.4%
December 3, 2022	3 606.72	8 020	15 456	8 982	-48.1%	-10.7%
December 4, 2022	3 598.75	5 286	6 738	25 178	-21.6%	-79.0%
December 5, 2022	3 511.51	6 602	6 624	25 514	-0.3%	-74.1%
December 6, 2022	3 330.54	9 992	13 505	19 041	-26.0%	-47.5%
December 7, 2022	3 819.22	8 091	11 755	8 751	-31.2%	-7.5%
December 8, 2022	3 468.58	9 356	12 263	10 051	-23.7%	-6.9%
December 9, 2022	3 170.33	5 682	7 160	6 925	-20.6%	-18.0%
December 10, 2022	3 620.39	9 771	12 341	13 401	-20.8%	-27.1%
<b>Total</b>	<b>3 474.06</b>	<b>81 228</b>	<b>113 384</b>	<b>142 763</b>	<b>-28.4%</b>	<b>-43.1%</b>

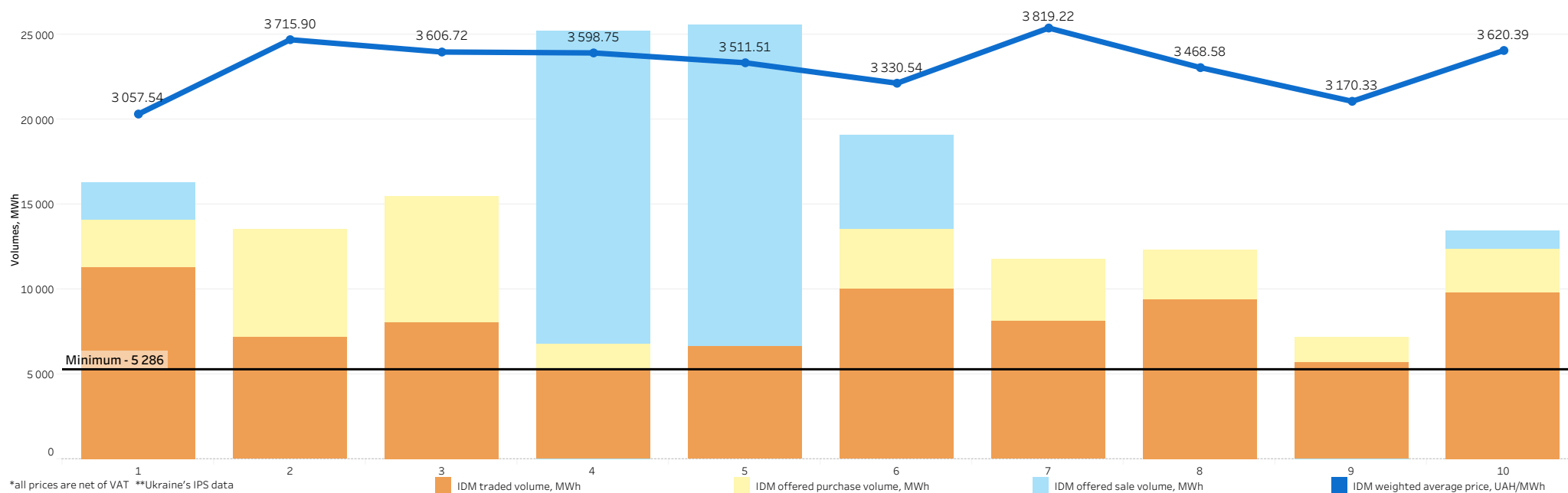
81 228 MWh were traded on the IDM in the first decade of December.

The largest traded volume of IDM was fixed in amount of **11 298 MWh** on **December 1 (Thursday)**,

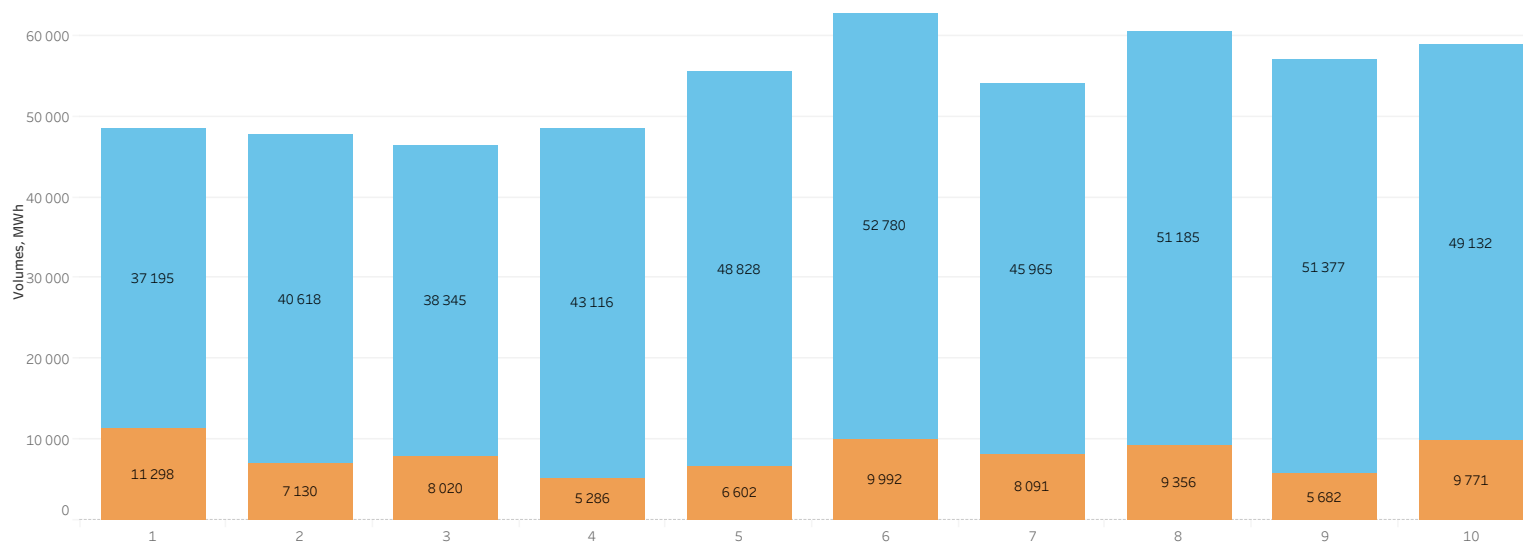
and the smallest one - in amount of **5 286 MWh** on **December 4 (Sunday)**.

The traded **sold** volume on the IDM was **43,1%** less than offered one for the first 10 days of December 2022.

The traded **purchased** volume on the IDM was **28,4%** less than offered one for the same period.



Distribution of traded volumes on the DAM and on the IDM



The total traded amount of electricity within the two market segments amounted to **539 770 MWh** in the first decade of December 2022.

The share of the **DAM** was **85,0 %** or **458 542 MWh** in the total volume,

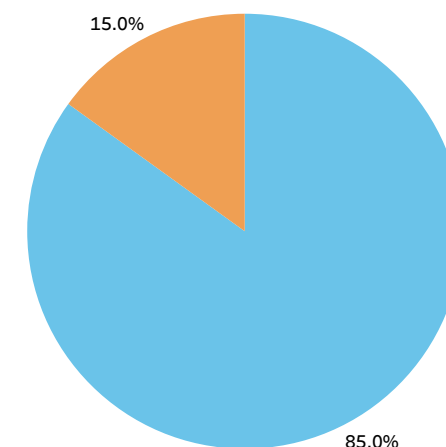
while the share of the **IDM** was almost **15,0%** or **81 228 MWh**.

The largest traded volume within the two market segments was fixed in amount of **62 772 MWh** on **December 6 (Tuesday)**, as well as the smallest one - in amount of **46 365 MWh** on **December 3 (Saturday)**.

Volumes on the DAM and on the IDM

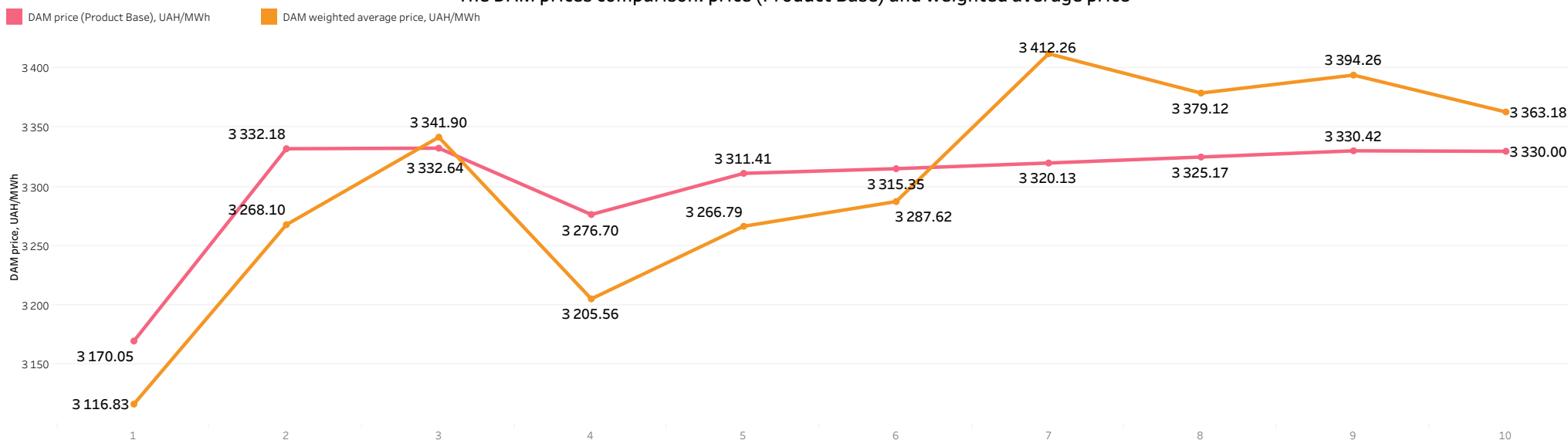
Date	Total volume, MWh	DAM traded volume, MWh	The share of the DAM volume in the total volume	IDM traded volume, MWh	The share of the IDM volume in the total volume
December 1, 2022	48 494	37 195	76.7%	11 298	23.3%
December 2, 2022	47 748	40 618	85.1%	7 130	14.9%
December 3, 2022	46 365	38 345	82.7%	8 020	17.3%
December 4, 2022	48 402	43 116	89.1%	5 286	10.9%
December 5, 2022	55 430	48 828	88.1%	6 602	11.9%
December 6, 2022	62 772	52 780	84.1%	9 992	15.9%
December 7, 2022	54 056	45 965	85.0%	8 091	15.0%
December 8, 2022	60 541	51 185	84.5%	9 356	15.5%
December 9, 2022	57 059	51 377	90.0%	5 682	10.0%
December 10, 2022	58 903	49 132	83.4%	9 771	16.6%
<b>Total</b>	<b>539 770</b>	<b>458 542</b>	<b>85.0%</b>	<b>81 228</b>	<b>15.0%</b>

■ DAM traded volume, MWh  
■ IDM traded volume, MWh



## The DAM prices for the period: December 1-10, 2022

### The DAM prices comparison: price (Product Base) and weighted average price



### The DAM prices

Date	DAM price (Product Base), UAH/MWh	Comparison of the DAM price with the previous day	DAM weighted average price, UAH/MWh	The difference between the DAM weighted average price and the DAM price (Product Base), UAH/MWh	DAM price (Product Peak), UAH/MWh	DAM price (Product OffPeak), UAH/MWh
December 1, 2022	3170.05	-3.8%	3116.83	-53.22	3800.48	2539.61
December 2, 2022	3332.18	5.1%	3268.10	-64.08	3998.29	2666.07
December 3, 2022	3332.64	0.0%	3341.90	+9.26	3999.86	2665.43
December 4, 2022	3276.70	-1.7%	3205.56	-71.14	3944.24	2609.16
December 5, 2022	3311.41	1.1%	3266.79	-44.62	3969.58	2653.23
December 6, 2022	3315.35	0.1%	3287.62	-27.73	3975.83	2654.87
December 7, 2022	3320.13	0.1%	3412.26	+92.13	3984.86	2655.40
December 8, 2022	3325.17	0.2%	3379.12	+53.95	3990.33	2660.00
December 9, 2022	3330.42	0.2%	3394.26	+63.84	3999.17	2661.67
December 10, 2022	3330.00	0.0%	3363.18	+33.18	3998.33	2661.67
Average indicator	<b>3304.40</b>		<b>3309.39</b>	<b>+4.99</b>	<b>3966.10</b>	<b>2642.71</b>

For the period of December 1-10, 2022:

DAM price (Product Base) was **3304,40 UAH/MWh**,  
 DAM weighted average price was **3309,39 UAH/MWh**,  
 DAM price (Product Peak) was **3966,10 UAH/MWh**,  
 DAM price (Product OffPeak) was **2642,71 UAH/MWh**,

The highest price of the DAM (Product Base) was fixed in amount of **3332,64 UAH/MWh** on **December 3 (Saturday)**, and the lowest one - in amount of **3170,05 UAH/MWh** on **December 1 (Thursday)**.

The highest weighted average price on the DAM was fixed in amount of **3412,26 UAH/MWh** on **December 7 (Wednesday)**, and the lowest one - in amount of **3116,83 UAH/MWh** on **December 1 (Thursday)**.

The difference between the weighted average price on the DAM and the DAM (Product Base) and the was **4,99 UAH/MWh** in the first decade of December 2022.

\*all prices are net of VAT \*\*Ukraine's IPS data

## The DAM and IDM prices comparison for the period: December 1-10, 2022



The largest difference in the hour between weighted average price on the IDM and on the DAM price (Product Base) was recorded on 4 p.m. December 1 and amounted to 187,49 UAH/MWh.

The difference between hourly prices: the DAM price (Product Base) and weighted average price of the IDM, UAH/MWh

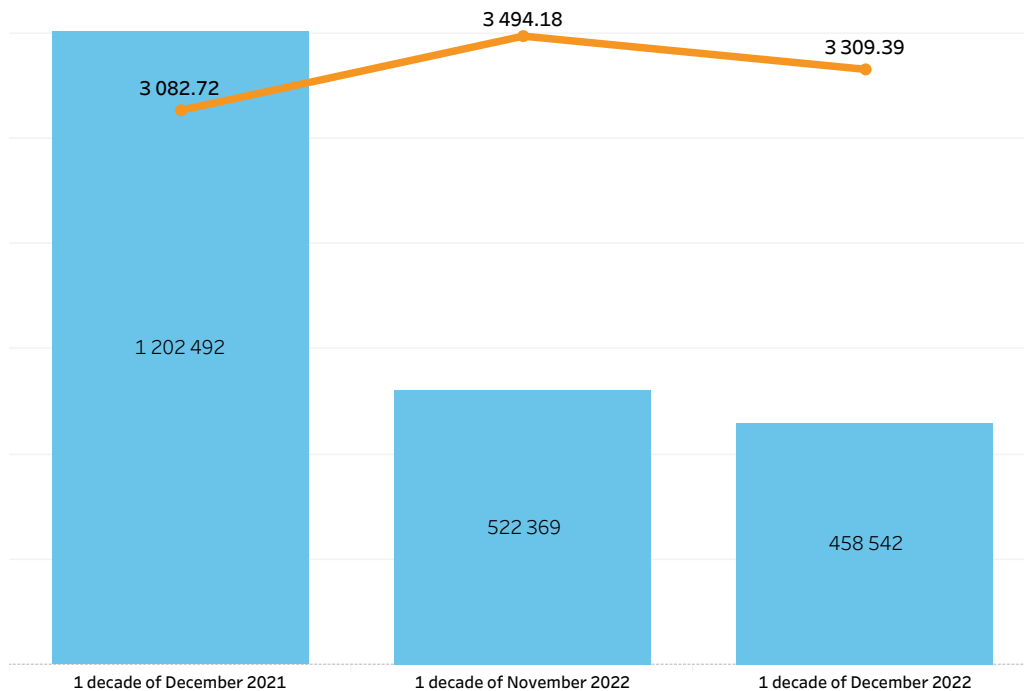
Date	Timeline (hour)																							
	1	2	3	4	5	6	7	8	9	10	11	12	13	14	15	16	17	18	19	20	21	22	23	24
01.12.2022	0.00	0.00	0.00	0.00	-1.70	0.00	0.00	-12.93	-8.42	-77.52	-78.10	-76.80	-76.30	-76.80	-66.20	-187.49	-12.84	-65.00	-78.52	-77.77	-94.75	-66.20	-107.15	0.00
02.12.2022	0.00	0.00	0.00	0.00	0.00	0.00	0.00	-1.61	0.00	-1.64	-1.63	-1.98	-8.49	-1.58	-2.00	0.00	0.00	0.00	-1.54	-1.70	-1.61	-1.93	-1.99	0.00
03.12.2022	0.00	0.00	0.00	0.00	0.00	0.00	0.00	0.00	0.00	0.00	0.00	0.00	-1.69	0.00	0.00	0.00	0.00	0.00	0.00	0.00	0.00	-1.93	-12.97	0.00
04.12.2022	0.00	0.00	0.00	0.00	0.00	0.00	0.00	-5.10	-7.38	-8.44	-18.28	-25.00	-78.40	-78.40	-77.00	-77.00	-30.00	-40.00	-40.00	-40.00	-40.00	-40.00	-68.00	-4.94
05.12.2022	-1.59	-3.13	-12.00	-12.00	-12.00	-12.00	-1.92	-20.00	-30.00	-30.00	-30.00	-35.00	-78.20	-25.00	-25.00	-20.00	-20.00	-20.00	-20.00	-20.00	-25.00	-35.00	-25.00	-1.62
06.12.2022	-1.94	-3.11	-8.38	-12.90	-8.54	-8.57	-1.50	-20.00	-30.00	-30.00	-30.00	-30.00	-25.00	-20.00	-25.00	-20.00	-20.00	-20.00	-20.00	-20.00	-20.00	-30.00	-25.00	-1.60
07.12.2022	0.00	0.00	-1.53	-26.00	-26.00	-1.66	0.00	-20.00	0.00	0.00	-1.69	-20.00	-20.00	-20.00	-20.00	-20.00	-20.00	-20.00	-20.00	-20.00	-20.00	-20.00	-20.00	0.00
08.12.2022	0.00	0.00	0.00	0.00	0.00	0.00	0.00	-20.00	0.00	0.00	-6.00	-6.00	-6.00	-20.00	-6.00	-6.00	-6.00	-20.00	-20.00	-20.00	-20.00	-20.00	-20.00	0.00
09.12.2022	0.00	0.00	0.00	0.00	0.00	0.00	0.00	0.00	0.00	0.00	0.00	-5.00	-5.00	0.00	0.00	0.00	0.00	0.00	0.00	0.00	-20.00	-20.00	-20.00	0.00
10.12.2022	0.00	0.00	0.00	0.00	0.00	0.00	0.00	-20.00	-20.00	0.00	0.00	0.00	0.00	0.00	0.00	0.00	0.00	0.00	0.00	0.00	0.00	-20.00	-20.00	0.00

\*all prices are net of VAT \*\*Ukraine's IPS data

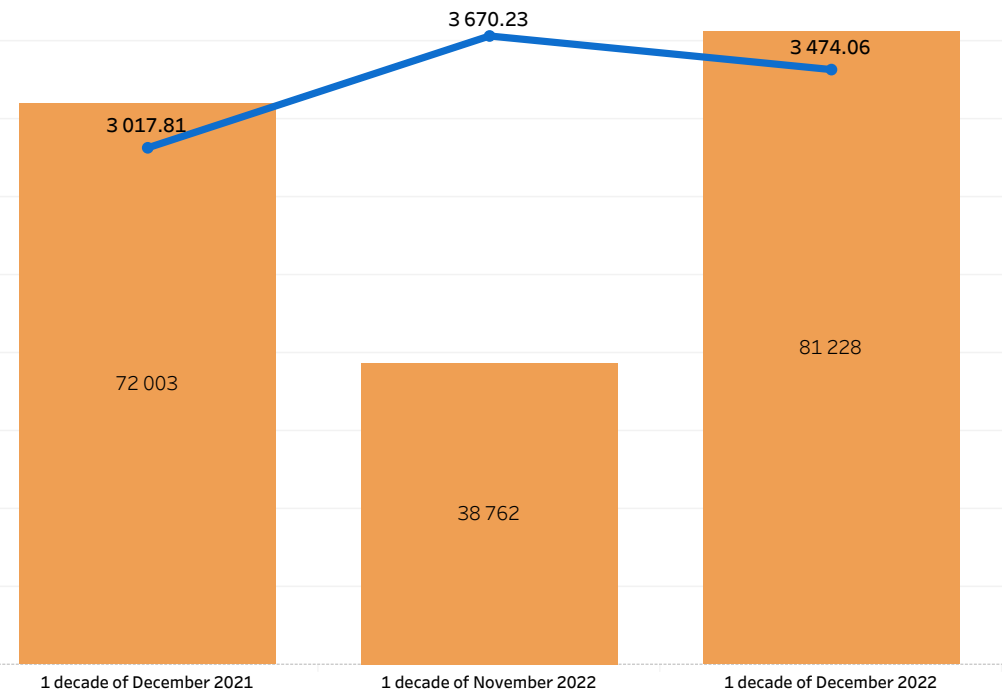
## Weighted average prices and traded volumes on the DAM and IDM compared with the previous periods

Indicator	1 decade of December 2021	1 decade of November 2022	1 decade of December 2022
DAM weighted average price, UAH/MWh	3 082.72	3 494.18	3 309.39
DAM traded volume, MWh	1 202 492	522 369	458 542
IDM weighted average price, UAH/MWh	3 017.81	3 670.23	3 474.06
IDM traded volume, MWh	72 003	38 762	81 228

Weighted average prices and traded volumes on the DAM for the periods:  
December 2021, 1-10; November 2022, 1-10; December 2022, 1-10



Weighted average prices and traded volumes on the IDM for the periods:  
December 2021, 1-10; November 2022, 1-10; December 2022, 1-10



\*all prices are net of VAT \*\*Ukraine's IPS data

# The DAM prices of Ukraine, Romania, Slovak Republic and Hungary for the period: December 1-10, 2022



## The DAM prices (Product Base)\*

Date	Ukraine DAM price (Product Base), UAH/MWh	Romania DAM price (Product Base), UAH/MWh	Slovak Republic DAM price (Product Base), UAH/MWh	Hungary DAM price (Product Base), UAH/MWh
December 1, 2022	3 170.05	12 513.68	15 009.30	15 047.71
December 2, 2022	3 332.18	14 740.23	14 773.47	15 413.96
December 3, 2022	3 332.64	11 504.58	11 506.25	11 486.81
December 4, 2022	3 276.64	10 532.78	10 458.20	10 507.39
December 5, 2022	3 311.39	12 834.83	12 849.72	12 965.14
December 6, 2022	3 315.43	15 277.40	15 165.20	15 357.01
December 7, 2022	3 320.13	14 070.82	13 933.53	14 426.52
December 8, 2022	3 325.17	14 654.76	14 842.67	14 810.35
December 9, 2022	3 330.42	13 048.99	15 604.86	15 677.60
December 10, 2022	3 330.00	12 325.40	13 143.99	12 947.57
Average indicator	<b>3 304.40</b>	<b>13 150.35</b>	<b>13 728.72</b>	<b>13 864.01</b>

## The DAM prices comparison to the previous day\*

Date	DAM price comparison to the previous day, Ukraine	DAM price comparison to the previous day, Romania	DAM price comparison to the previous day, Slovak Republic	DAM price comparison to the previous day, Hungary
December 1, 2022	-3.8%	-14.5%	-0.3%	-0.1%
December 2, 2022	5.1%	17.8%	-1.6%	2.4%
December 3, 2022	0.0%	-22.0%	-22.1%	-25.5%
December 4, 2022	-1.7%	-8.4%	-9.1%	-8.5%
December 5, 2022	1.1%	21.9%	22.9%	23.4%
December 6, 2022	0.1%	19.0%	18.0%	18.4%
December 7, 2022	0.1%	-7.9%	-8.1%	-6.1%
December 8, 2022	0.2%	4.2%	6.5%	2.7%
December 9, 2022	0.2%	-11.0%	5.1%	5.9%
December 10, 2022	0.0%	-5.5%	-15.8%	-17.4%

For the period of December 1-10, 2022:

the DAM of **Ukraine**: the highest price was fixed in amount of **3 332,64 UAH/MWh** on **December 3**, the lowest one - in amount of **3 170,05 UAH/MWh** on **December 1**;

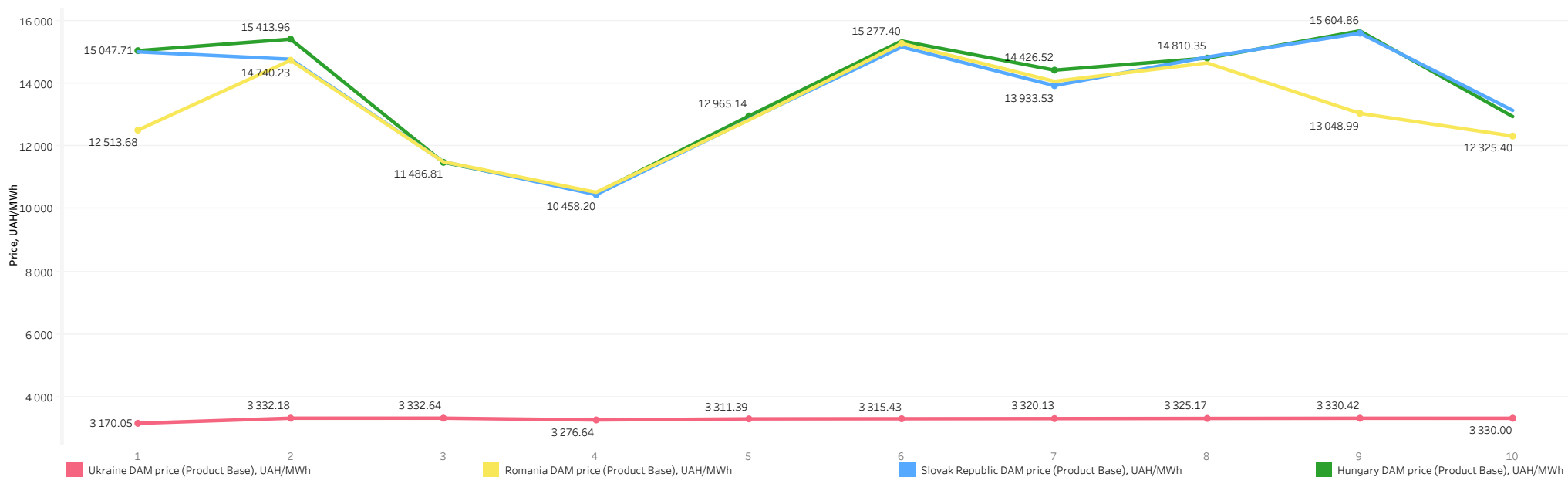
the DAM of **Romania**: the highest price was fixed in amount of **15 277,40 UAH/MWh** on **December 6**, the lowest one - in amount of **10 532,78 UAH/MWh** on **December 4**;

the DAM of **Slovak Republic**: the highest price was fixed in amount of **15 604,86 UAH/MWh** on **December 9**, the lowest one - in amount of **10 458,20 UAH/MWh** on **December 4**;

the DAM of **Hungary**: the highest price was fixed in amount of **15 677,60 UAH/MWh** on **December 9**, the lowest one - in amount of **10 507,39 UAH/MWh** on **December 4**.

\* the calculation was made according to the unified Central European Time (CET) \*\*Ukraine's IPS data \*\*\*all prices are net of VAT

The DAM prices (Product Base) of Ukraine, Romania, Slovak Republic and Hungary\*





## The DAM and the BCM prices for the period: December 1-10, 2022

### The DAM and the BCM prices

Date	DAM price (Product Base), UAH/MWh	BCM price (Product Base), UAH/MWh	Price difference, UAH/MWh
December 1, 2022	3 170.05	3 280.98	+110.93
December 2, 2022	3 332.18	3 280.98	-51.20
December 3, 2022	3 332.64	3 280.98	-51.66
December 4, 2022	3 276.70	3 280.98	+4.28
December 5, 2022	3 311.41	3 280.98	-30.43
December 6, 2022	3 315.35	3 280.98	-34.37
December 7, 2022	3 320.13	3 280.98	-39.15
December 8, 2022	3 325.17	3 280.98	-44.19
December 9, 2022	3 330.42	3 280.98	-49.44
December 10, 2022	3 330.00	3 317.31	-12.69
Average indicator	3 304.40	3 284.61	-19.79

For the period of December 1-10, 2022 the DAM price was **19,79 UAH/MWh** higher than the BCM price.

The highest price difference was fixed in amount of **110,93 UAH/MWh** on **December 1**, the lowest one - in amount of **4,28 UAH/MWh** on **December 4**.

\*The BCM price was calculated according to the results of UEB auctions for the sale of electricity under bilateral contracts held in the previous month (November) and the month of supply (December), for the purchase and sale of base load electricity for the month of supply (December 2022, respectively)

\*\*all prices are net of VAT \*\*\*Ukraine's IPS data

