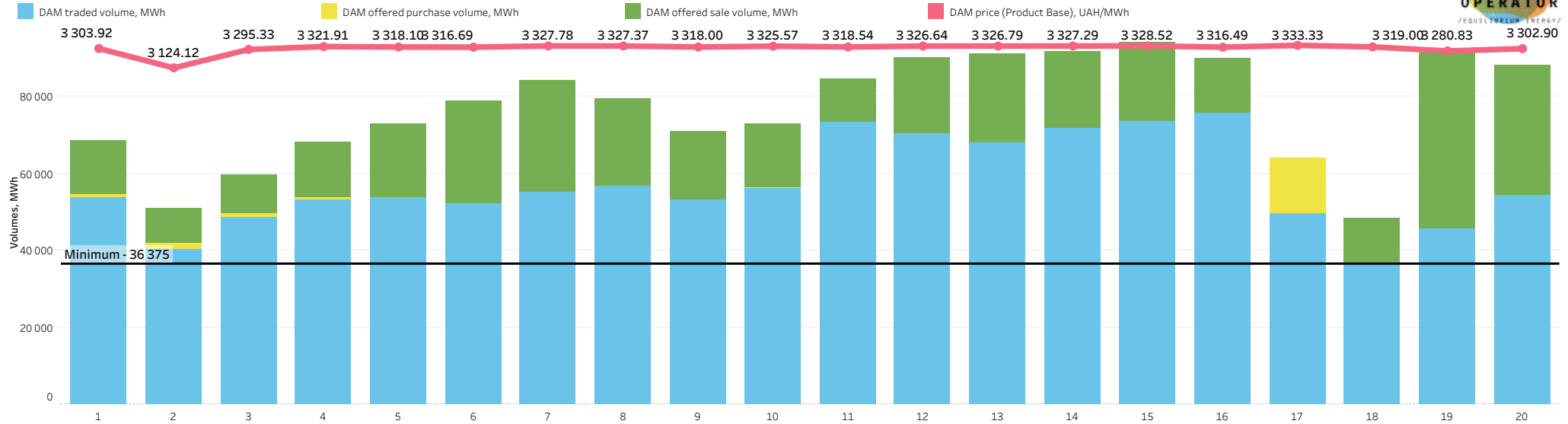




Comparative analysis of the market for 20 days of November 2022:

1. Analysis of the day-ahead market (DAM) operation;
2. Analysis of the intraday market (IDM) operation;
3. Comparative analysis of DAM prices in Ukraine, Romania, Slovak Republic and Hungary;
4. Comparative analysis of DAM and bilateral contracts market (BCM) prices.

Prices, traded and offered volumes on the DAM for the period: November 1-20, 2022



1 139 657 MWh were traded on the DAM in the two decade of November.

The largest traded volume of DAM was fixed in amount of 75 453 MWh on November 16 (Wednesday),

and the smallest one - in amount of 36 375 MWh on November 18 (Friday).

The traded sold volume on the DAM was 25,2% less than offered one for the 20 days of November 2022.

The traded purchased volume on the DAM was 1,6% less than offered one for the same period.

Date	DAM price (Product Base), UAH/MWh	DAM traded volume, MWh	DAM offered purchase volume, MWh	DAM offered sale volume, MWh	The difference between the DAM traded and offered purchase volume	The difference between the DAM traded and offered sale volume
1 November 2022	3 303.92	53 703	54 540	68 468	-1.5%	-21.6%
2 November 2022	3 124.12	40 309	41 654	50 933	-3.2%	-20.9%
3 November 2022	3 295.33	48 602	49 350	59 544	-1.5%	-18.4%
4 November 2022	3 321.91	53 058	53 595	68 026	-1.0%	-22.0%
5 November 2022	3 318.10	53 689	53 693	72 772	0.0%	-26.2%
6 November 2022	3 316.69	52 160	52 164	78 877	0.0%	-33.9%
7 November 2022	3 327.78	55 030	55 034	84 057	0.0%	-34.5%
8 November 2022	3 327.37	56 680	56 685	79 472	0.0%	-28.7%
9 November 2022	3 318.00	53 054	53 107	70 765	-0.1%	-25.0%
10 November 2022	3 325.57	56 086	56 442	72 972	-0.6%	-23.1%
11 November 2022	3 318.54	73 222	73 247	84 499	0.0%	-13.3%
12 November 2022	3 326.64	70 095	70 100	90 087	0.0%	-22.2%
13 November 2022	3 326.79	67 824	67 830	90 847	0.0%	-25.3%
14 November 2022	3 327.29	71 625	71 631	91 510	0.0%	-21.7%
15 November 2022	3 328.52	73 443	73 560	93 972	-0.2%	-21.8%
16 November 2022	3 316.49	75 453	75 458	89 822	0.0%	-16.0%
17 November 2022	3 333.33	49 381	63 901	49 470	-22.7%	-0.2%
18 November 2022	3 319.00	36 375	36 400	48 230	-0.1%	-24.6%
19 November 2022	3 280.83	45 629	45 635	91 165	0.0%	-49.9%
20 November 2022	3 302.90	54 242	54 247	88 098	0.0%	-38.4%
Total for period	3 307.96	1 139 657	1 158 273	1 523 584	-1.6%	-25.2%

*all prices are net of VAT **Ukraine's IPS data

Prices, traded and offered volumes on the IDM for the period: November 1-20, 2022

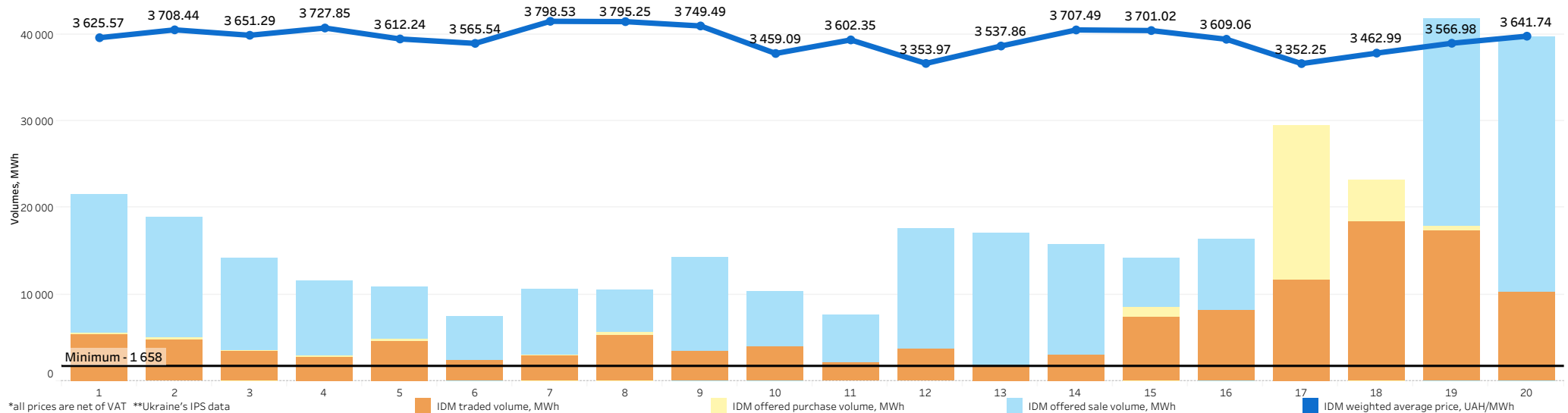
Date	IDM weighted average price, UAH/MWh	IDM traded volume, MWh	IDM offered purchase volume, MWh	IDM offered sale volume, MWh	The difference between the IDM traded and offered purchase volume	The difference between the IDM traded and offered sale volume
1 November 2022	3 625.57	5 399	5 493	21 537	-1.7%	-74.9%
2 November 2022	3 708.44	4 753	4 968	18 863	-4.3%	-74.8%
3 November 2022	3 651.29	3 446	3 568	14 128	-3.4%	-75.6%
4 November 2022	3 727.85	2 708	2 860	11 563	-5.3%	-76.6%
5 November 2022	3 612.24	4 596	4 914	10 873	-6.5%	-57.7%
6 November 2022	3 565.54	2 386	2 395	7 506	-0.4%	-68.2%
7 November 2022	3 798.53	2 950	2 984	10 582	-1.1%	-72.1%
8 November 2022	3 795.25	5 274	5 641	10 526	-6.5%	-49.9%
9 November 2022	3 749.49	3 368	3 393	14 333	-0.7%	-76.5%
10 November 2022	3 459.09	3 883	3 891	10 357	-0.2%	-62.5%
11 November 2022	3 602.35	2 110	2 117	7 605	-0.3%	-72.2%
12 November 2022	3 353.97	3 657	3 697	17 559	-1.1%	-79.2%
13 November 2022	3 537.86	1 658	1 658	17 082	0.0%	-90.3%
14 November 2022	3 707.49	2 971	2 993	15 676	-0.7%	-81.0%
15 November 2022	3 701.02	7 384	8 488	14 196	-13.0%	-48.0%
16 November 2022	3 609.06	8 161	8 172	16 409	-0.1%	-50.3%
17 November 2022	3 352.25	11 689	29 553	13 926	-60.4%	-16.1%
18 November 2022	3 462.99	18 353	23 217	20 705	-21.0%	-11.4%
19 November 2022	3 566.98	17 320	17 836	41 840	-2.9%	-58.6%
20 November 2022	3 641.74	10 183	10 199	39 787	-0.2%	-74.4%
Total for period	3 577.96	122 248	148 035	335 052	-17.4%	-63.5%

122 248 MWh were traded on the IDM in the two decade of November.

The largest traded volume of IDM was fixed in amount of 18 353 MWh on November 18 (Friday), and the smallest one - in amount of 1 658 MWh on November 13 (Sunday).

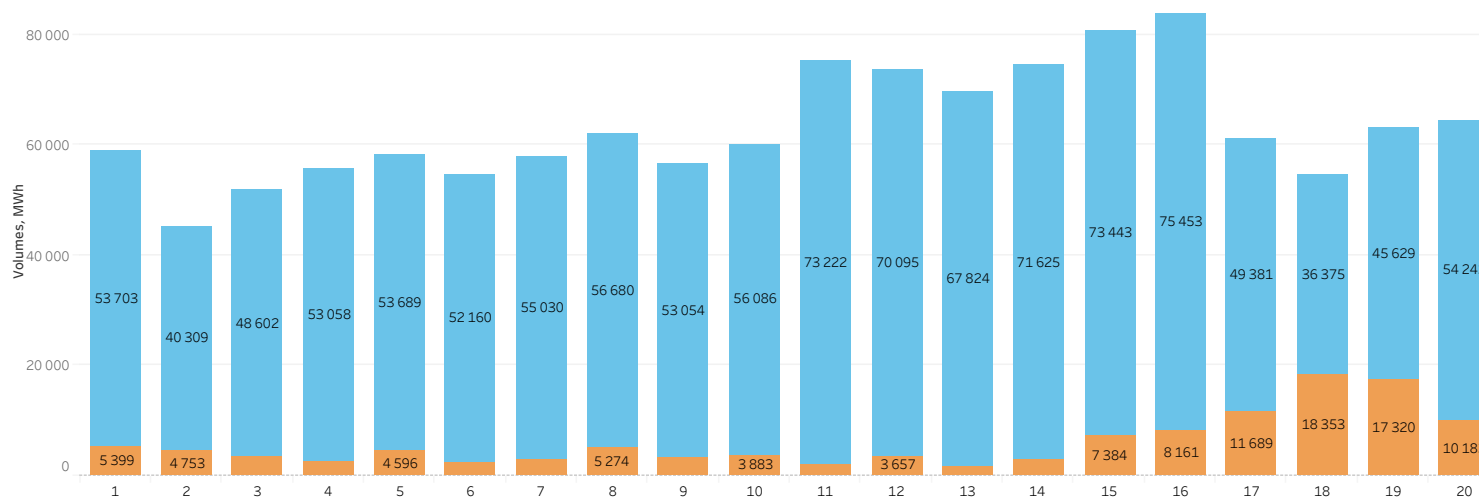
The traded sold volume on the IDM was 63,5% less than offered one for the 20 days of November 2022.

The traded purchased volume on the IDM was 17,4% less than offered one for the same period.



Distribution of the electricity traded volumes on the DAM and IDM for the period: November 1-20, 2022

Distribution of traded volumes on the DAM and IDM



The **total traded** amount of electricity within the two market segments amounted to **1 261 905 MWh** in the two decade of November 2022.

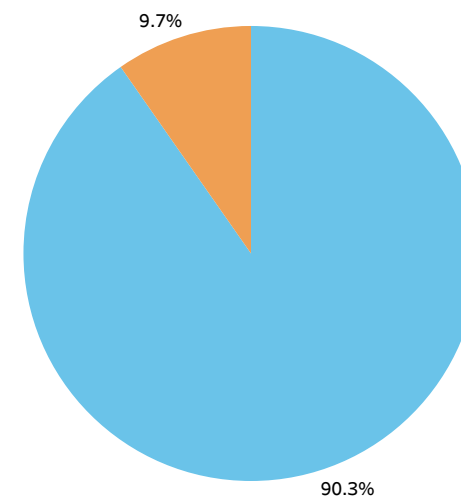
The share of the **DAM** was **90,3%** or **1 139 657 MWh** in the total volume, while the share of the **IDM** was almost **9,7%** or **122 248 MWh**.

The largest traded volume within the two market segments was fixed in amount of **83 614 MWh** on **November 16 (Wednesday)**, as well as the smallest one - in amount of **45 062 MWh** on **November 2 (Wednesday)**.

Volumes on the DAM and IDM

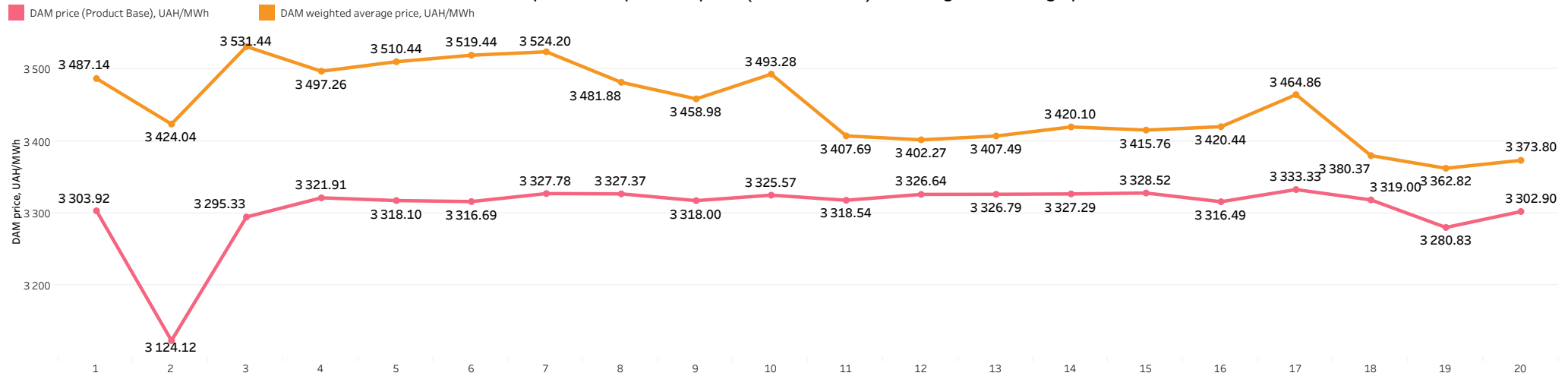
Date	Total volume, MWh	DAM traded volume, MWh	The share of the DAM volume in the total volume	IDM traded volume, MWh	The share of the IDM volume in the total volume
1 November 2022	59 102	53 703	90.9%	5 399	9.1%
2 November 2022	45 062	40 309	89.5%	4 753	10.5%
3 November 2022	52 049	48 602	93.4%	3 446	6.6%
4 November 2022	55 766	53 058	95.1%	2 708	4.9%
5 November 2022	58 285	53 689	92.1%	4 596	7.9%
6 November 2022	54 545	52 160	95.6%	2 386	4.4%
7 November 2022	57 980	55 030	94.9%	2 950	5.1%
8 November 2022	61 954	56 680	91.5%	5 274	8.5%
9 November 2022	56 421	53 054	94.0%	3 368	6.0%
10 November 2022	59 969	56 086	93.5%	3 883	6.5%
11 November 2022	75 332	73 222	97.2%	2 110	2.8%
12 November 2022	73 752	70 095	95.0%	3 657	5.0%
13 November 2022	69 482	67 824	97.6%	1 658	2.4%
14 November 2022	74 596	71 625	96.0%	2 971	4.0%
15 November 2022	80 826	73 443	90.9%	7 384	9.1%
16 November 2022	83 614	75 453	90.2%	8 161	9.8%
17 November 2022	61 070	49 381	80.9%	11 689	19.1%
18 November 2022	54 728	36 375	66.5%	18 353	33.5%
19 November 2022	62 949	45 629	72.5%	17 320	27.5%
20 November 2022	64 425	54 242	84.2%	10 183	15.8%
Total for period	1 261 905	1 139 657	90.3%	122 248	9.7%

■ DAM traded volume, MWh
 ■ IDM traded volume, MWh



The DAM prices for the period: November 1-20, 2022

The DAM prices comparison: price (Product Base) and weighted average price



The DAM prices

Date	DAM price (Product Base), UAH/MWh	Comparison of the DAM price with the previous day	DAM weighted average price, UAH/MWh	The difference between the DAM weighted average price and the DAM price (Product ..	DAM price (Product Peak), UAH/MWh	DAM price (Product OffPeak), UAH/MWh
1 November 2022	3303.92	-0.8%	3487.14	+183.22	3981.67	2626.18
2 November 2022	3124.12	-5.4%	3424.04	+299.92	3903.33	2344.91
3 November 2022	3295.33	5.5%	3531.44	+236.11	3996.48	2594.17
4 November 2022	3321.91	0.8%	3497.26	+175.35	3987.08	2656.74
5 November 2022	3318.10	-0.1%	3510.44	+192.34	3986.55	2649.65
6 November 2022	3316.69	0.0%	3519.44	+202.75	3983.15	2650.24
7 November 2022	3327.78	0.3%	3524.20	+196.42	3994.66	2660.89
8 November 2022	3327.37	0.0%	3481.88	+154.51	3993.22	2661.52
9 November 2022	3318.00	-0.3%	3458.98	+140.98	3974.19	2661.80
10 November 2022	3325.57	0.2%	3493.28	+167.71	3991.40	2659.75
11 November 2022	3318.54	-0.2%	3407.69	+89.15	3986.28	2650.80
12 November 2022	3326.64	0.2%	3402.27	+75.63	3991.06	2662.21
13 November 2022	3326.79	0.0%	3407.49	+80.70	3993.08	2660.49
14 November 2022	3327.29	0.0%	3420.10	+92.81	3993.37	2661.21
15 November 2022	3328.52	0.0%	3415.76	+87.24	3994.14	2662.90
16 November 2022	3316.49	-0.4%	3420.44	+103.95	3982.48	2650.51
17 November 2022	3333.33	0.5%	3464.86	+131.53	4000.00	2666.67
18 November 2022	3319.00	-0.4%	3380.37	+61.37	3985.67	2652.32
19 November 2022	3280.83	-1.1%	3362.82	+81.99	3954.00	2607.67
20 November 2022	3302.90	0.7%	3373.80	+70.90	3974.92	2630.88
Average indicator	3307.96		3447.33	+139.37	3982.34	2633.57

For the period of November 1-20, 2022:

DAM price (Product Base) was **3307,96 UAH/MWh**,
 DAM weighted average price was **3447,33 UAH/MWh**,
 DAM price (Product Peak) was **3982,34 UAH/MWh**,
 DAM price (Product OffPeak) was **2633,57 UAH/MWh**,

The highest price of the DAM (Product Base) was fixed in amount of **3333,33 UAH/MWh** on **November 17 (Thursday)**,
 and the lowest one - in amount of **3124,12 UAH/MWh** on **November 2 (Wednesday)**.

The highest weighted average price on the DAM was fixed in amount of **3531,44 UAH/MWh** on **November 3 (Thursday)**,
 and the lowest one - in amount of **3362,82 UAH/MWh** on **November 19 (Saturday)**.

The difference between the weighted average price on the DAM and the DAM (Product Base) was **139,37 UAH/MWh** in the two decade of November 2022.

The DAM and IDM prices comparison for the period: November 1-20, 2022



The largest difference in the hour between weighted average price on the IDM and on the DAM price (Product Base) was recorded at 9 p.m. November 1 and amounted to 81,24 UAH/MWh.

The difference between hourly prices: the DAM price (Product Base) and weighted average price of the IDM, UAH/MWh

Date	Timeline (hour)																							
	1	2	3	4	5	6	7	8	9	10	11	12	13	14	15	16	17	18	19	20	21	22	23	24
01.11.2022	0.00	-1.89	-30.00	-39.20	-38.60	-30.00	-2.03	-10.00	-30.00	-15.00	-15.00	-15.00	-60.00	-60.00	-15.00	-10.00	0.00	0.00	0.00	0.00	-81.24	-78.44	-78.00	-1.95
02.11.2022	-36.00	-28.00	-28.00	-27.58	-28.00	-28.00	-38.80	-76.00	-75.00	-10.00	-10.00	-10.00	-73.60	-73.70	-75.10	0.00	0.00	0.00	0.00	0.00	0.00	-77.80	-74.60	0.00
03.11.2022	-27.58	-30.00	-38.80	-38.80	-38.80	-30.00	-1.50	-2.44	-5.00	-5.00	-10.00	-10.00	-3.76	-3.44	-5.00	0.00	0.00	0.00	0.00	0.00	0.00	0.00	-5.00	0.00
04.11.2022	-35.00	-4.74	-4.85	-4.74	-4.71	-4.79	-2.13	-1.82	-50.00	-55.00	-10.00	-10.00	-10.00	-10.00	-10.00	0.00	0.00	0.00	0.00	0.00	-2.03	-2.21	-50.00	-2.11
05.11.2022	-5.17	-6.53	-6.75	-6.85	-6.44	-6.40	-6.73	-50.00	-6.48	-50.00	-6.47	-6.42	-56.00	-6.75	-6.58	-4.49	-3.55	-4.58	-4.93	-5.20	-50.00	-5.17	-50.00	-4.20
06.11.2022	-5.61	-5.04	-3.55	-6.01	-5.58	-5.18	-5.00	-5.77	-5.20	-5.20	-8.00	-8.00	-8.00	-5.19	-3.79	-3.63	-5.17	-50.00	-50.00	-50.00	-50.00	-50.00	-50.00	-5.44
07.11.2022	-5.17	-5.19	-5.59	-6.90	-6.00	-6.44	-5.09	-5.16	-5.41	-7.00	-7.00	-7.00	-7.00	-7.00	-5.15	-1.19	-3.56	-4.36	-3.39	-5.97	-5.97	-6.42	-6.88	-4.48
08.11.2022	-3.59	-5.05	-5.19	-6.87	-6.85	-6.58	-2.84	-6.84	-6.46	-7.00	-6.58	-10.00	-10.00	-10.00	-10.00	-2.80	-4.86	-4.08	-3.01	-6.60	-5.18	-4.19	-4.93	-3.70
09.11.2022	-5.19	-1.15	-5.18	-6.53	-6.57	-6.65	-1.16	-6.50	-50.00	-10.00	-10.00	-70.00	-70.00	-70.00	-10.00	0.00	-6.46	0.00	-6.77	-6.49	-6.43	-6.48	-6.55	0.00
10.11.2022	0.00	0.00	-3.67	-3.62	-3.45	-3.90	0.00	-3.66	-9.00	-5.87	-5.00	-5.00	-5.00	-5.00	-3.58	-3.36	-3.47	-3.65	-4.29	-50.00	-5.64	-5.43	-50.00	-3.68
11.11.2022	-1.35	-1.35	-1.99	-10.00	-2.92	-10.00	0.00	-1.44	0.00	-1.45	-1.45	-3.20	-3.14	-1.99	-1.56	0.00	-1.89	-50.00	-50.00	-50.00	-50.00	-50.00	-60.00	-1.33
12.11.2022	-1.35	-1.45	-3.96	-4.00	-4.00	-4.00	-3.83	-10.00	-10.00	-15.00	-15.00	-10.00	-10.00	-10.00	-15.00	-3.68	-5.00	-3.64	-5.00	-5.00	-7.00	-5.49	-7.00	-1.35
13.11.2022	-4.00	-4.00	-6.00	-7.00	-7.00	-7.00	-6.00	-8.00	-8.00	-8.00	-6.00	-6.00	-8.00	-8.00	-8.00	-6.00	-6.00	-6.00	-6.00	-7.00	-7.00	-7.00	-7.00	-4.13
14.11.2022	-6.00	-2.90	-6.00	-6.00	-6.00	-7.00	-3.00	-6.00	-8.00	-10.00	-8.00	-6.00	-6.00	-8.00	-8.00	-1.53	-6.00	-6.00	-6.00	-6.00	-7.00	-7.00	-7.00	-1.58
15.11.2022	-1.46	-3.02	-3.73	-3.58	-3.58	-4.31	-1.48	-6.00	-7.00	-8.00	-6.00	-6.00	-6.00	-7.00	-7.00	-3.74	-3.84	-3.76	-6.00	-6.00	-6.00	-6.00	-6.00	0.00
16.11.2022	-1.39	-3.69	-5.94	-6.00	-6.00	-6.00	-2.90	-6.00	-2.96	-3.09	-1.42	-1.45	-1.34	-0.01	0.00	0.00	-50.00	-50.00	-50.00	-50.00	-50.00	-50.00	-52.00	-3.96
17.11.2022	0.00	0.00	0.00	0.00	0.00	0.00	0.00	0.00	0.00	0.00	0.00	0.00	0.00	0.00	0.00	0.00	0.00	0.00	0.00	0.00	0.00	0.00	0.00	0.00
18.11.2022	-1.50	-3.42	-3.48	-3.41	-3.47	-3.48	0.00	-3.38	-3.45	-3.62	-3.42	-2.94	-3.41	-1.90	-1.54	0.00	-1.65	-50.00	-50.00	-50.00	-50.00	-50.00	-50.00	0.00
19.11.2022	-10.00	-10.00	-39.20	-36.44	-39.20	-39.20	-10.00	-76.00	-76.20	-50.00	-10.00	-50.00	-50.00	-10.00	-10.00	-10.00	-10.00	-54.00	-54.00	-54.00	-54.00	-55.00	-55.00	-16.00
20.11.2022	-8.00	-8.00	-8.47	-10.00	-10.00	-10.00	-8.00	-76.60	-8.00	-7.00	-7.00	-6.00	-7.00	-7.00	-7.00	-7.00	-61.00	-62.00	-61.00	-61.00	-62.00	-62.00	-63.00	-10.00

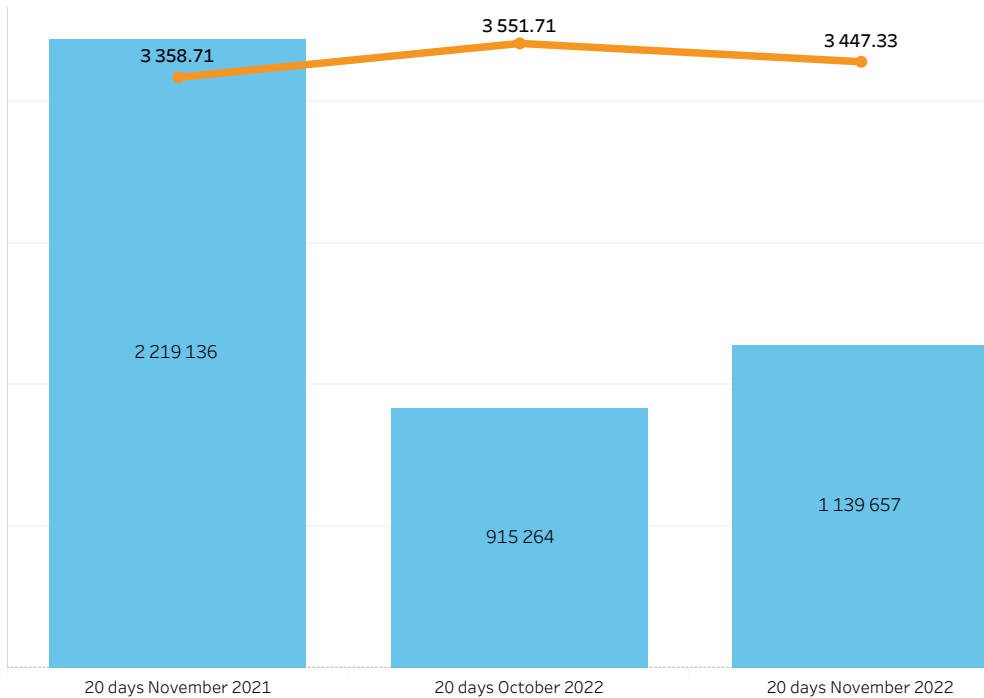
*all prices are net of VAT **Ukraine's IPS data

Weighted average prices and traded volumes on the DAM and IDM compared with the previous periods

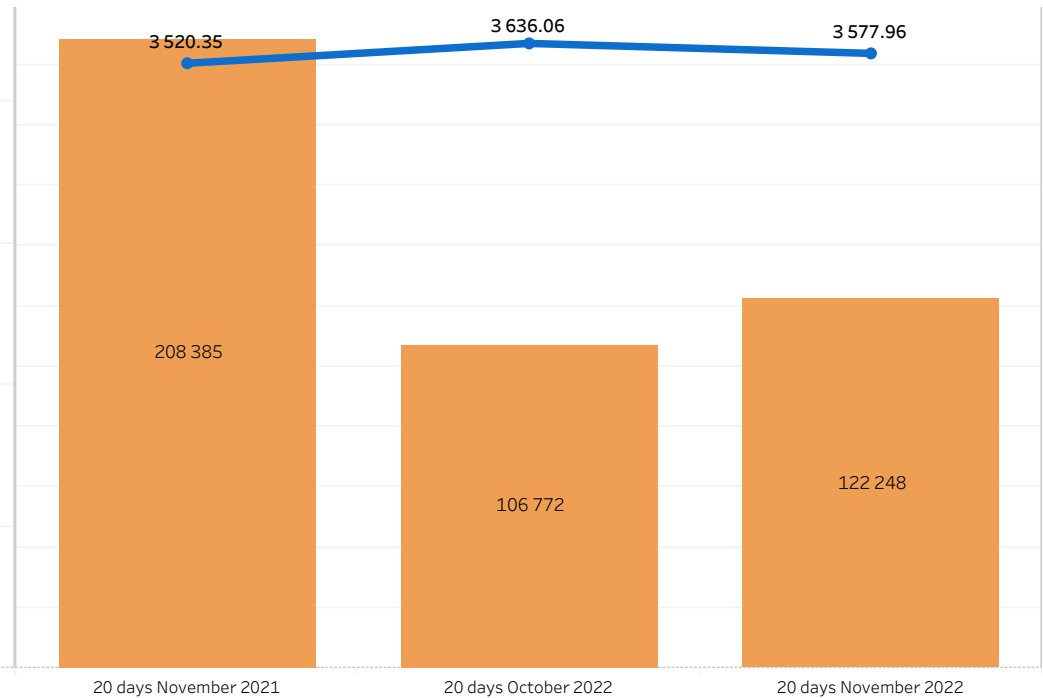
Weighted average prices and traded volumes on the DAM and IDM

Indicator	20 days November 2021	20 days October 2022	20 days November 2022	1 decade of November 2022	2 decade of November 2022
DAM weighted average price, UAH/MWh	3 358.71	3 551.71	3 447.33	3 494.18	3 407.68
DAM traded volume, MWh	2 219 136	915 264	1 139 657	522 369	617 288
IDM weighted average price, UAH/MWh	3 520.35	3 636.06	3 577.96	3 670.23	3 535.13
IDM traded volume, MWh	208 385	106 772	122 248	38 762	83 486

Weighted average prices and traded volumes on the DAM for the periods:
November 2021, 1-20; October 2022 1-20; November 2022, 1-20



Weighted average prices and traded volumes on the IDM for the periods:
November 2021, 1-20; October 2022 1-20; November 2022, 1-20



*in accordance with the resolution of the NERC dated 05.10.2018 №1179, the market operator determines and publishes on its own official website no later than the 25th day of the calculation period the weighted average actual price of electricity on the market "one day ahead" for the first 20 days of the previous calculation period **all prices are net of VAT ***Ukraine's IPS data

The DAM prices of Ukraine, Romania, Slovak Republic and Hungary for the period: November 1-20, 2022



The DAM prices (Product Base)*

The DAM prices comparison to the previous day*

Date	Ukraine DAM price (Product Base), UAH/MWh	Romania DAM price (Product Base), UAH/MWh	Slovak Republic DAM price (Product Base), UAH/MWh	Hungary DAM price (Product Base), UAH/MWh
1 November 2022	3 295.59	5 679.46	4 677.74	4 739.01
2 November 2022	3 106.58	7 719.52	5 218.82	7 412.75
3 November 2022	3 319.74	6 724.21	5 201.34	6 005.04
4 November 2022	3 323.15	6 620.56	6 515.78	6 575.95
5 November 2022	3 318.08	4 960.21	4 879.65	4 962.97
6 November 2022	3 316.71	4 405.66	4 180.15	4 329.46
7 November 2022	3 327.84	7 777.65	6 483.58	8 144.78
8 November 2022	3 327.30	6 781.85	5 850.65	5 902.03
9 November 2022	3 318.21	7 458.67	7 358.42	7 451.36
10 November 2022	3 325.52	8 936.65	8 962.99	8 853.08
11 November 2022	3 318.54	7 505.53	7 442.58	7 532.12
12 November 2022	3 326.53	6 571.65	6 499.30	6 617.87
13 November 2022	3 326.70	6 220.11	5 950.22	6 060.89
14 November 2022	3 327.48	7 542.47	7 469.59	7 506.28
15 November 2022	3 328.52	9 687.94	9 286.72	9 623.51
16 November 2022	3 316.55	10 295.34	9 579.46	10 266.64
17 November 2022	3 333.27	9 398.16	8 227.42	9 367.81
18 November 2022	3 318.64	9 161.17	8 794.18	9 132.91
19 November 2022	3 280.92	7 282.32	7 869.39	7 897.58
20 November 2022	3 303.02	7 524.77	7 862.08	7 834.16
Average indicator	3 307.95	7 412.70	6 915.50	7 310.81

Date	DAM price comparison to the previous day, Ukraine	DAM price comparison to the previous day, Romania	DAM price comparison to the previous day, Slovak Republic	DAM price comparison to the previous day, Hungary
1 November 2022	-1.1%	-6.8%	-11.9%	-11.5%
2 November 2022	-5.7%	35.9%	11.6%	56.4%
3 November 2022	6.9%	-12.9%	-0.3%	-19.0%
4 November 2022	0.1%	-1.5%	25.3%	9.5%
5 November 2022	-0.2%	-25.1%	-25.1%	-24.5%
6 November 2022	0.0%	-11.2%	-14.3%	-12.8%
7 November 2022	0.3%	76.5%	55.1%	88.1%
8 November 2022	0.0%	-12.8%	-9.8%	-27.5%
9 November 2022	-0.3%	10.0%	25.8%	26.3%
10 November 2022	0.2%	19.8%	21.8%	18.8%
11 November 2022	-0.2%	-16.0%	-17.0%	-14.9%
12 November 2022	0.2%	-12.4%	-12.7%	-12.1%
13 November 2022	0.0%	-5.3%	-8.4%	-8.4%
14 November 2022	0.0%	21.3%	25.5%	23.8%
15 November 2022	0.0%	28.4%	24.3%	28.2%
16 November 2022	-0.4%	6.3%	3.2%	6.7%
17 November 2022	0.5%	-8.7%	-14.1%	-8.8%
18 November 2022	-0.4%	-2.5%	6.9%	-2.5%
19 November 2022	-1.1%	-20.5%	-10.5%	-13.5%
20 November 2022	0.7%	3.3%	-0.1%	-0.8%

For the period of November 1-20, 2022:

the DAM of **Ukraine**: the highest price was fixed in amount of **3 333,27 UAH/MWh** on **November 17**, the lowest one - in amount of **3 106,58 UAH/MWh** on **November 2**;

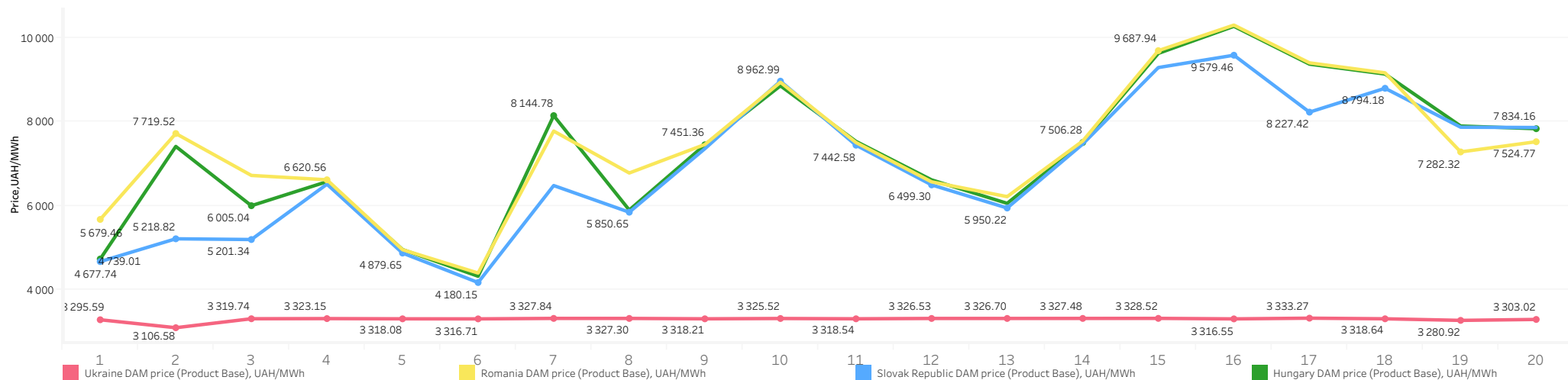
the DAM of **Romania**: the highest price was fixed in amount of **10 295,34 UAH/MWh** on **November 16**, the lowest one - in amount of **4 405,66 UAH/MWh** on **November 6**;

the DAM of **Slovak Republic**: the highest price was fixed in amount of **9 579,46 UAH/MWh** on **November 16**, the lowest one - in amount of **4 180,15 UAH/MWh** on **November 6**;

the DAM of **Hungary**: the highest price was fixed in amount of **10 266,64 UAH/MWh** on **November 16**, the lowest one - in amount of **4 329,46 UAH/MWh** on **November 6**.

* the calculation was made according to the unified Central European Time (CET) **Ukraine's IPS data ***all prices are net of VAT

The DAM prices (Product Base) of Ukraine, Romania, Slovak Republic and Hungary*



The DAM and the BCM prices for the period: November 1-20, 2022



The DAM and the BCM prices

Date	DAM price (Product Base), UAH/MWh	BCM price (Product Base), UAH/MWh	Price difference, UAH/MWh
1 November 2022	3 303.92	3 431.27	+127.35
2 November 2022	3 124.12	3 421.95	+297.83
3 November 2022	3 295.33	3 421.93	+126.60
4 November 2022	3 321.91	3 421.93	+100.02
5 November 2022	3 318.10	3 421.93	+103.83
6 November 2022	3 316.69	3 421.93	+105.24
7 November 2022	3 327.78	3 421.93	+94.15
8 November 2022	3 327.37	3 421.93	+94.56
9 November 2022	3 318.00	3 421.93	+103.93
10 November 2022	3 325.57	3 421.93	+96.36
11 November 2022	3 318.54	3 376.61	+58.07
12 November 2022	3 326.64	3 376.61	+49.97
13 November 2022	3 326.79	3 376.61	+49.82
14 November 2022	3 327.29	3 376.61	+49.32
15 November 2022	3 328.52	3 376.39	+47.87
16 November 2022	3 316.49	3 416.90	+100.41
17 November 2022	3 333.33	3 416.90	+83.57
18 November 2022	3 319.00	3 416.90	+97.90
19 November 2022	3 280.83	3 416.90	+136.07
20 November 2022	3 302.90	3 416.90	+114.00
Average indicator	3 307.96	3 409.80	+101.84

For the period of November 1-20,2022 the price BCM was **101,84 UAH/MWh** higher than the DAM price.

The highest price difference was fixed in amount of **297,83 UAH/MWh** on **November 2,**

the lowest one - in amount of **47,87 UAH/MWh** on **November 15.**

*The BCM price was calculated according to the results of UEB auctions for the sale of electricity under bilateral contracts held in the previous month (October 2022) and the month of supply (November 2022), for the purchase and sale of base load electricity for the month of supply (November 2022, respectively)

all prices are net of VAT *Ukraine's IPS data

