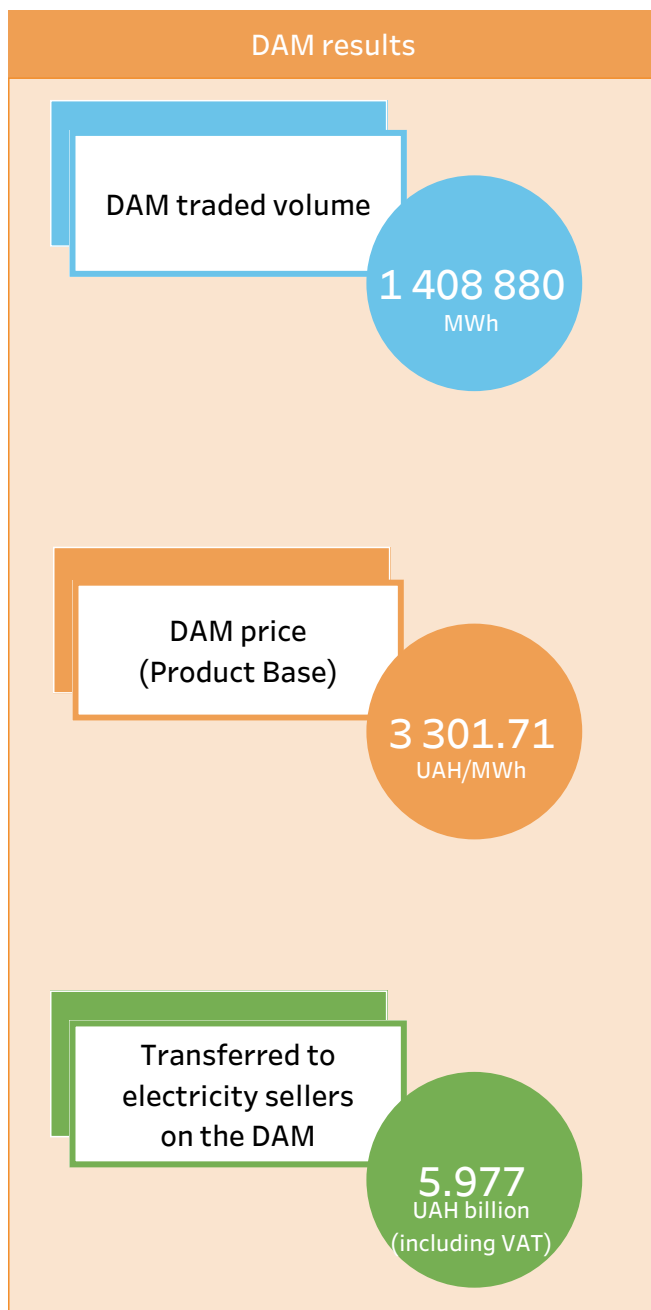




BRAVERY 
TO THINK ABOUT TOMORROW

**EMPHASES
OF DAM AND IDM
OCTOBER 2022**



Legislative changes in the electricity market, extended in October:

NEURC's Resolution № 332 dated on 25.02.2022 (with changes as of 27.02.2022)

"On ensuring the stable operation of the electric energy market, including the financial condition of participants in the electric energy market during the period of martial law in Ukraine":

There are minimum price caps on the DAM:

- 2 646,25 UAH/MWh (net of VAT) for hours of max load (from 07:00 to 23:00)
- 1 378,97 UAH/MWh (net of VAT) for hours of min load (from 00:00 to 07:00 and from 23:00 to 24:00)

There are maximum price caps on the DAM:

- 4 000 UAH/MWh (net of VAT) for hours of max load (from 07:00 to 23:00)
- 2 000 UAH/MWh (net of VAT) for hours of min load (from 00:00 to 07:00 and from 23:00 to 24:00)

the DAM/IDM participants of the trading zone "the IPS of Ukraine" should indicate the price of electricity in their IDM orders at least 102% of the IDM price, defined by the MO for each settlement period of the respective delivery day.

Order of the Ministry of Energy of Ukraine №94 dated on 28.02.2022 "On stabilization of the electricity market operation":

The NPC UKRENERGO determines the DAM maximum sales volume in the amount of zero MWh (0 MWh) for market participants that are electricity suppliers and/or traders, temporarily, from March 2, 2022, and for the period of martial law in Ukraine.

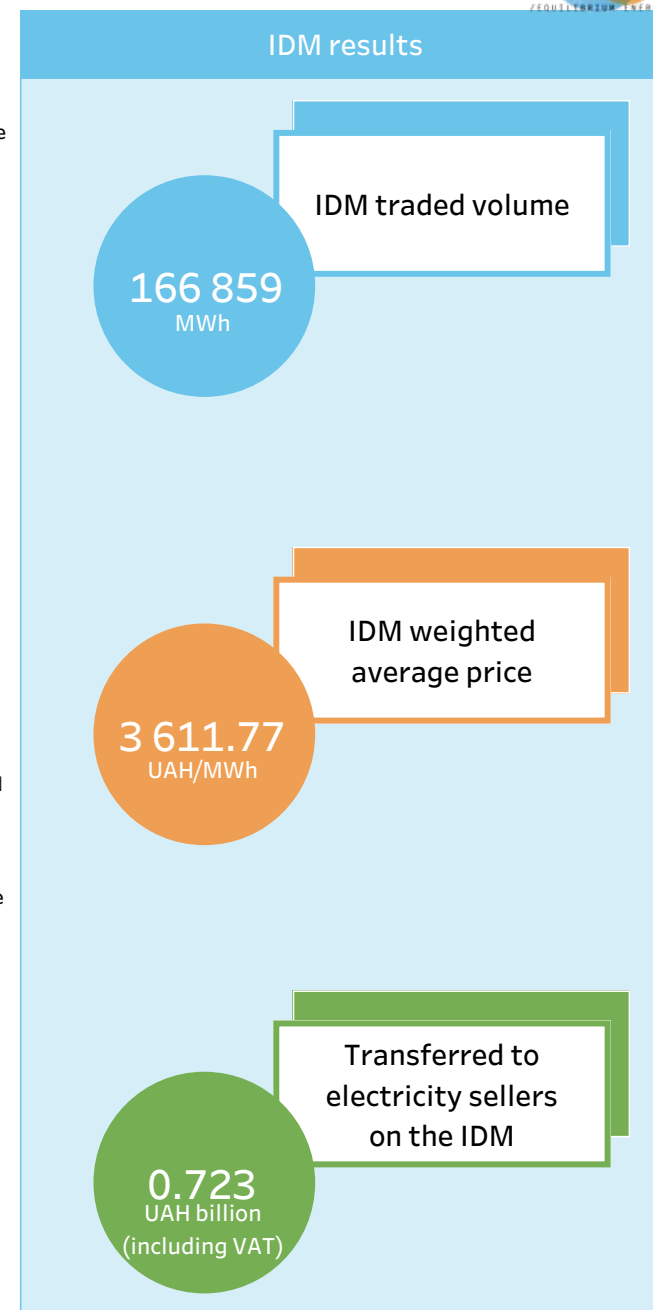
Law of Ukraine № 2479-IX dated on 29.07.2022 "On the features of relations settlement on the natural gas market and in the heat supply during martial law, and their subsequent restoration":

the electricity producers (except those which have a "green" tariff, and producers that have acquired the right to support by the results of the auction) will sell electricity under the bilateral contracts exclusively through electronic auctions temporarily, until April 1, 2023.

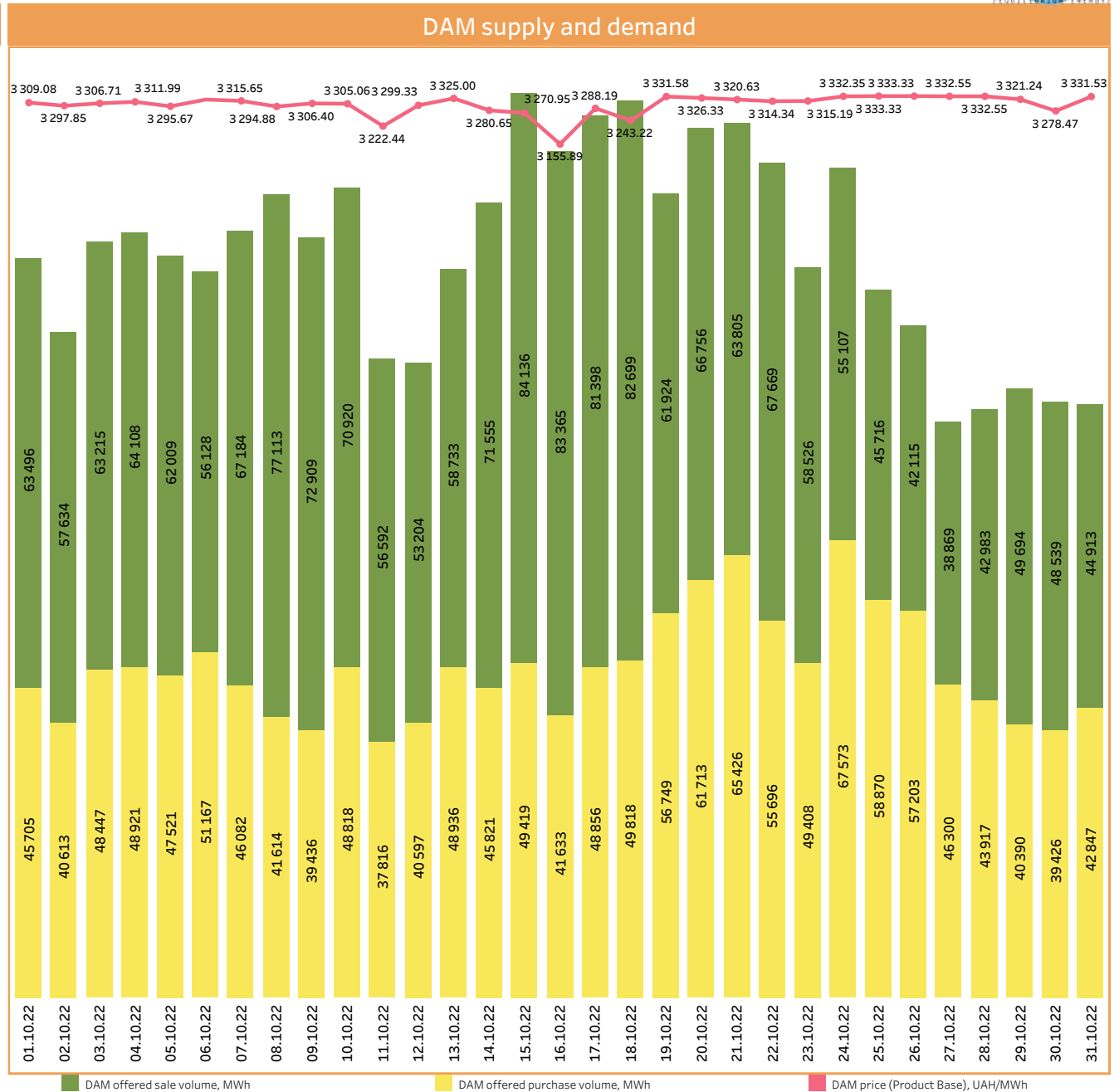
ENTSO-E has expanded opportunities for export/import of electricity from Ukraine to the EU:

From October 24, 2022, the available cross-border transmission capacity of electricity between Ukraine and ENTSO-E is:

- 400 MW for export, 500 MW for import.

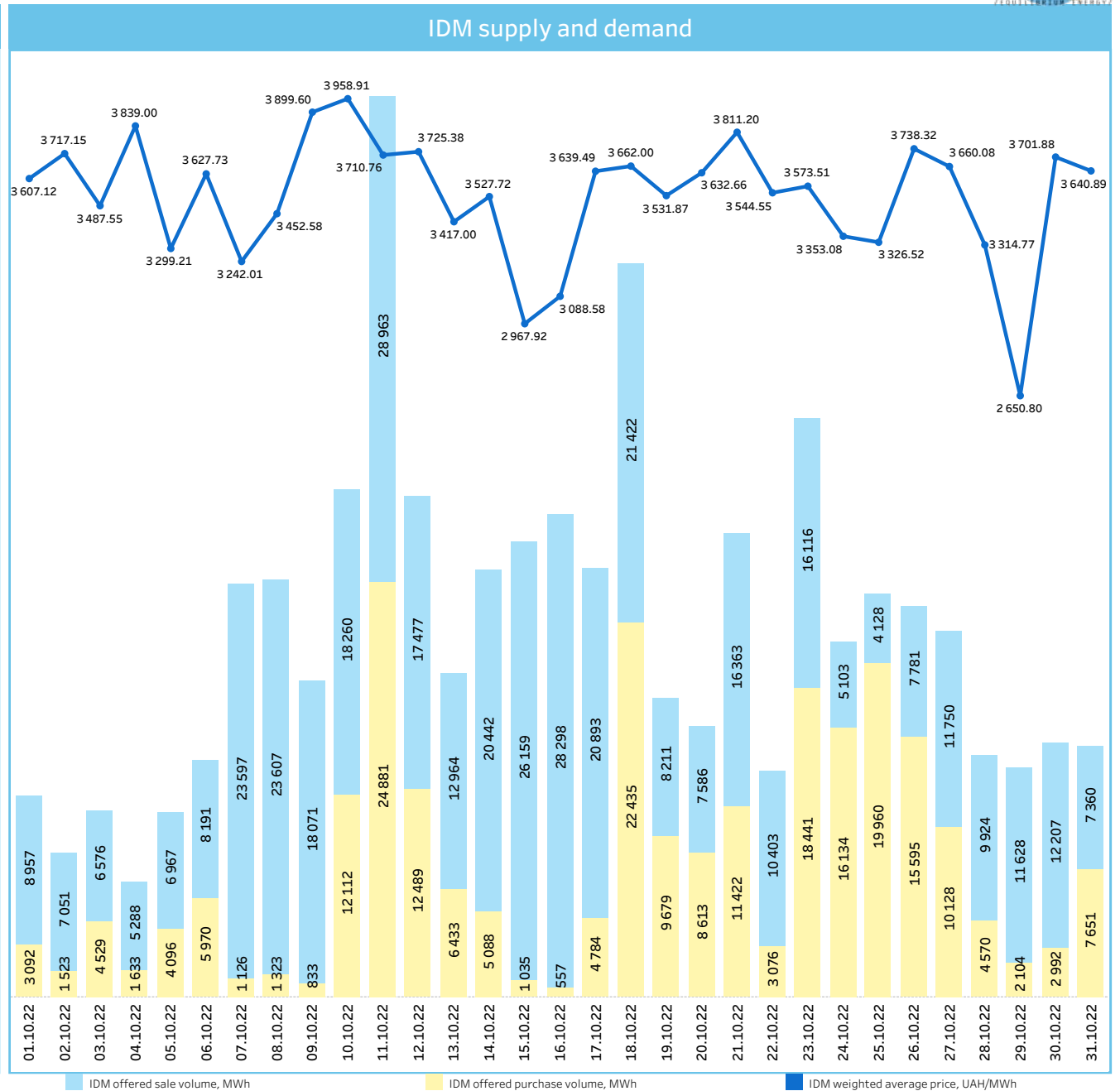


DAM emphases	
DAM price (Product Base)	3 301.71 UAH/MWh
DAM price (Product Base) change	3.2%
	+ 102.09 UAH/MWh
DAM traded volume	1 408 880 MWh
DAM traded volume change	+54.1%
	+494 800 MWh
Demand	1 506 734 MWh
Demand change	54.9%
	+533 942 MWh
Supply	1 913 014 MWh
Supply change	32.1%
	+464 719 MWh



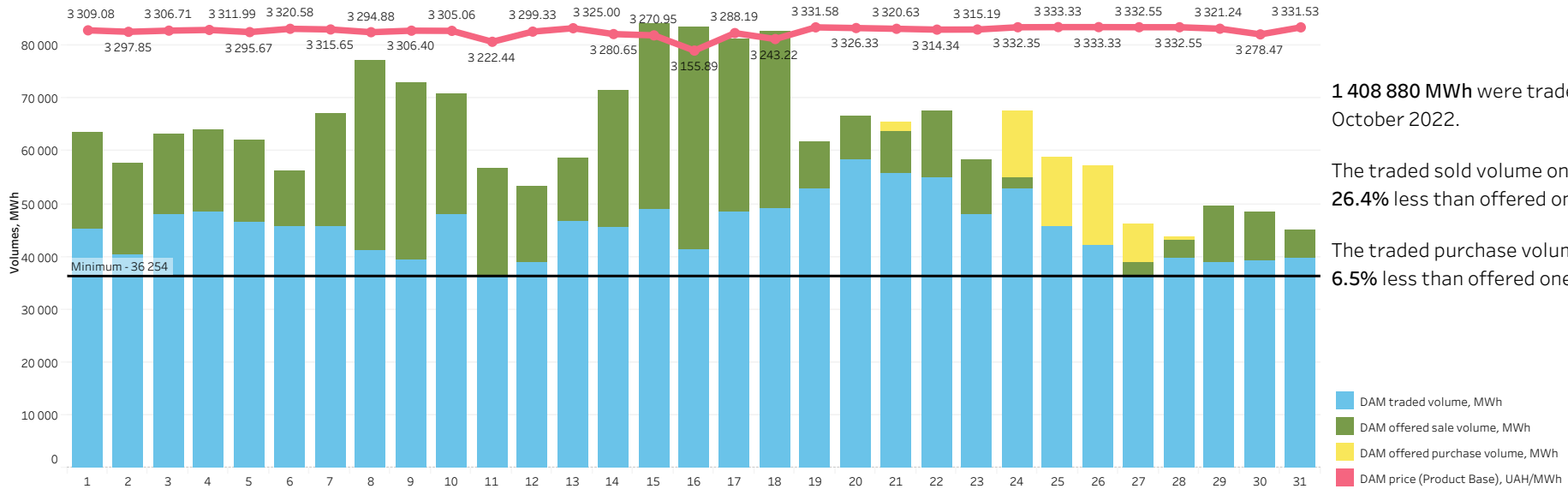
*Compared with September 2022 **all prices are net of VAT ***Ukraine's IPS data

IDM emphases	
IDM weighted average price	3 611.77 UAH/MWh
IDM weighted average price change	-0.7%
	-25.45 UAH/MWh
IDM traded volume	166 859 MWh
IDM traded volume change	+76.0%
	+72 043 MWh
Demand	244 303 MWh
Demand change	+93.7%
	+118 160 MWh
Supply	431 739 MWh
Supply change	+25.4%
	+87 366 MWh



*Compared with September 2022 **all prices are net of VAT ***Ukraine's IPS data

Prices, traded and offered volumes on the DAM



1 408 880 MWh were traded on the DAM in October 2022.

The traded sold volume on the DAM was 26.4% less than offered one for the October.

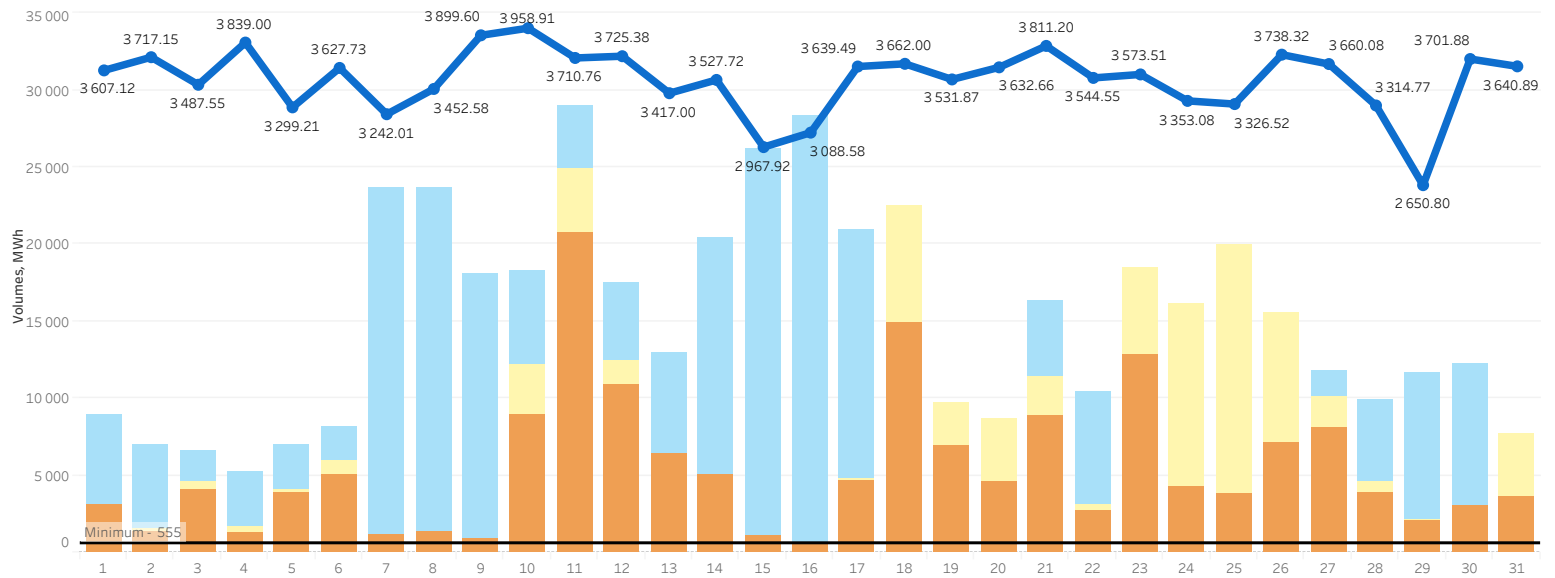
The traded purchase volume on the DAM was 6.5% less than offered one.

Prices, traded and offered volumes on the IDM

166 859 MWh were traded on the IDM in October 2022.

The traded sold volume on the IDM was 61.4% less than offered one for October.

The traded purchase volume on the IDM was 31.7% less than offered one.



*all prices are net of VAT **IPS Ukraine data

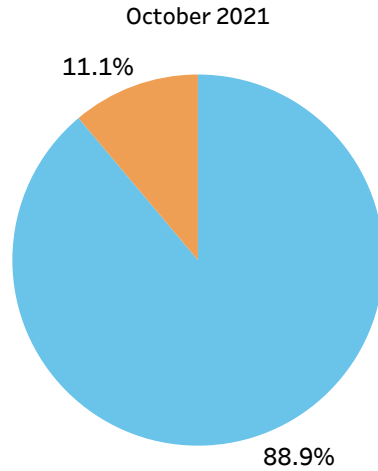
Comparison of the electricity traded volumes on the DAM and IDM for October 2021 and October 2022



The total traded volume of electricity within the two market segments amounted to **2 949 384 MWh** in **October 2021**.

The share of the DAM was **88.9%** or **2 621 575 MWh** in the total volume.

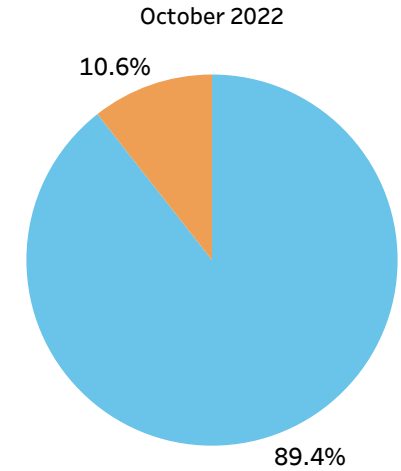
The share of the IDM was **11.1%** or **327 809 MWh** in the total volume.



The total traded volume of electricity within the two market segments amounted to **1 008 896 MWh** in **October 2022**.

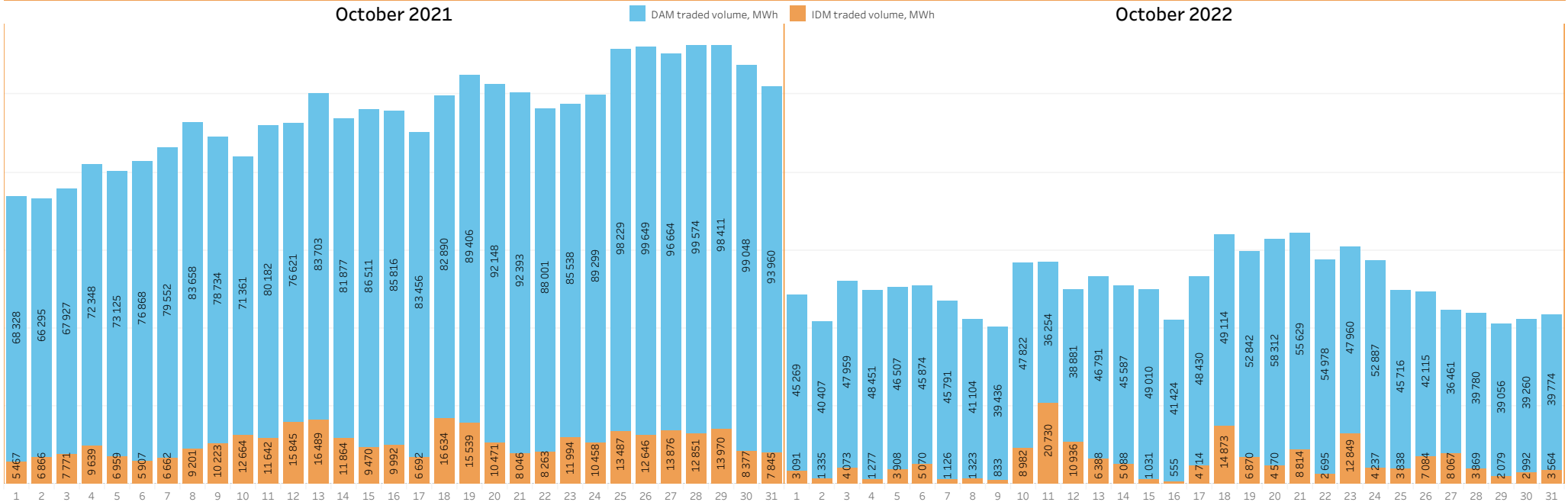
The share of the DAM was **90.6%** or **914 080 MWh** in the total volume.

The share of the IDM was **9.4%** or **240 067 MWh** in the total volume.



In October 2022 the total traded volume was **46.6%** or **1 373 644 MWh** less than the total traded volume in October 2021: on the DAM traded volume was **46.3%** or **1 212 694 MWh** lower, on the IDM traded volume was **49.1%** or **160 950 MWh** lower.

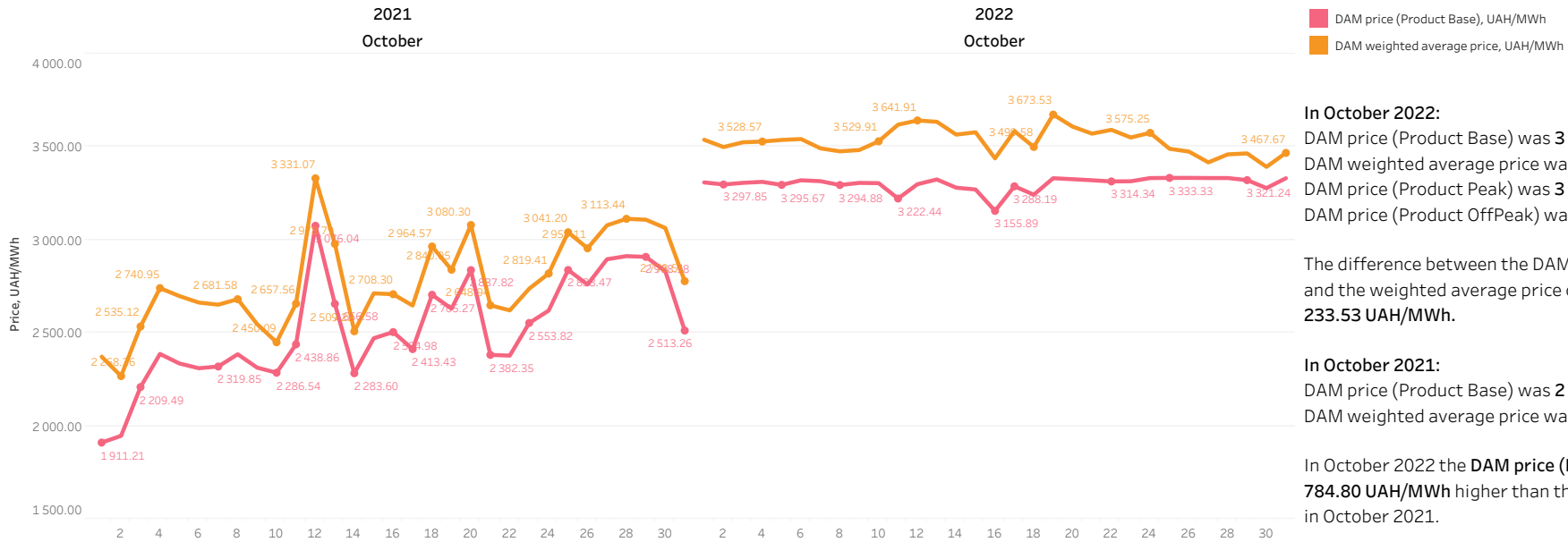
Distribution of traded volumes



*IPS Ukraine data

Prices comparison for October 2021 and October 2022

DAM prices comparison: price (Product Base) and weighted average price



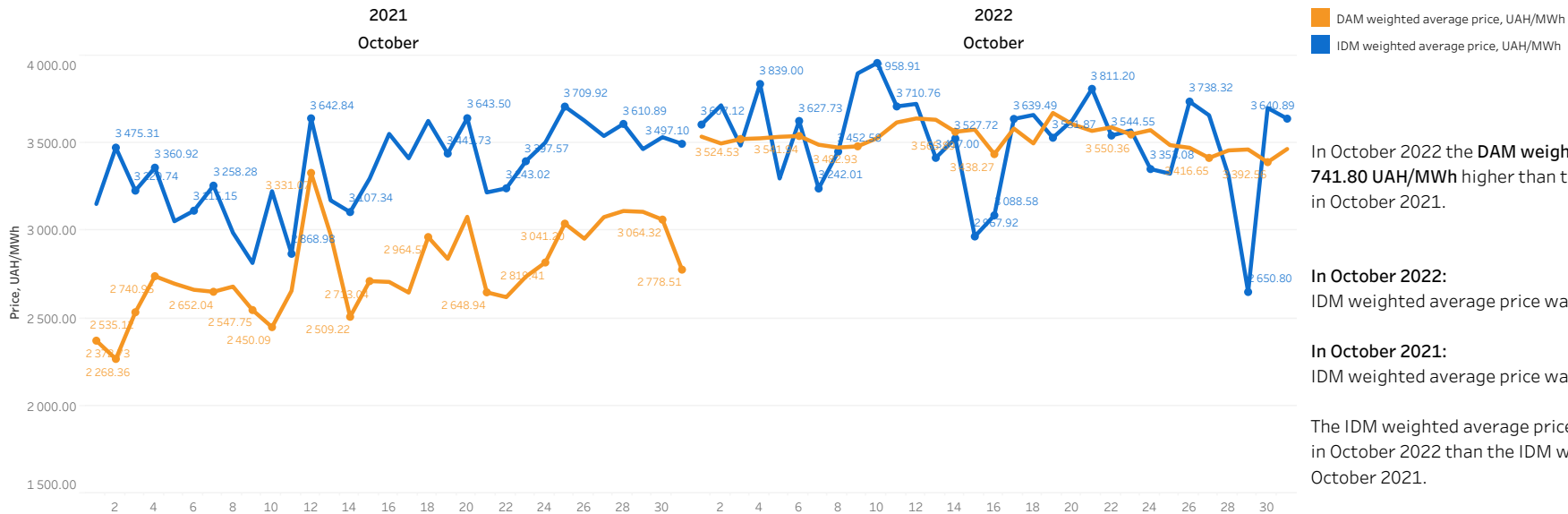
In October 2022:
 DAM price (Product Base) was **3 301.71 UAH/MWh**;
 DAM weighted average price was **3 535.24 UAH/MWh**;
 DAM price (Product Peak) was **3 956.80 UAH/MWh**;
 DAM price (Product OffPeak) was **2 648.41 UAH/MWh**.

The difference between the DAM price (Product Base) and the weighted average price on the DAM was **233.53 UAH/MWh**.

In October 2021:
 DAM price (Product Base) was **2 516.91 UAH/MWh**;
 DAM weighted average price was **2 793.44 UAH/MWh**.

In October 2022 the **DAM price (Product Base)** was **784.80 UAH/MWh** higher than the DAM price (Product Base) in October 2021.

Weighted average prices comparison : on the DAM and IDM



In October 2022 the **DAM weighted average price** was **741.80 UAH/MWh** higher than the DAM weighted average price in October 2021.

In October 2022:
 IDM weighted average price was **3 611.77 UAH/MWh**.

In October 2021:
 IDM weighted average price was **3 374.23 UAH/MWh**.

The IDM weighted average price was **237.54 UAH/MWh** higher in October 2022 than the IDM weighted average price in October 2021.

*all prices are net of VAT **IPS Ukraine data

Hourly prices difference between the DAM and IDM prices, UAH/MWh

H	01.10.22	02.10.22	03.10.22	04.10.22	05.10.22	06.10.22	07.10.22	08.10.22	09.10.22	10.10.22	11.10.22	12.10.22	13.10.22	14.10.22	15.10.22	16.10.22	17.10.22	18.10.22	19.10.22	20.10.22	21.10.22	22.10.22	23.10.22	24.10.22	25.10.22	26.10.22	27.10.22	28.10.22	29.10.22	30.10.22	31.10.22	
1	-0.88	-0.58	-0.76	-1.36	0.00	0.00	0.00	-9.00	-1.54	-13.00	-2.21	-1.55	0.00	-5.00	-2.69	-5.00	-5.00	-2.11	0.00	0.00	-1.58	0.00	-2.00	0.00	0.00	0.00	0.00	0.00	0.00	-1.96	0.00	
2	-0.80	-1.41	-1.75	-1.82	-46.09	-1.89	-2.30	-9.00	-5.00	-8.00	-37.26	-38.88	-5.00	-5.00	-12.00	-20.00	-7.00	-5.00	0.00	-30.00	-2.62	-2.00	-38.90	0.00	0.00	0.00	0.00	-1.75	0.00	0.00	-2.24	0.00
3	-0.63	-1.72	-11.00	-1.64	-46.09	-1.84	-2.98	-38.50	-5.00	-8.00	-27.58	-2.52	-15.00	-5.00	-38.40	-38.20	-38.18	-5.00	0.00	-16.00	-19.00	-2.30	-38.90	0.00	0.00	0.00	0.00	0.00	-1.89	-2.28	-2.06	
4	-20.00	-5.00	-12.00	-16.00	-5.00	-1.76	-2.63	-30.00	-39.00	-37.30	-27.58	-42.42	-5.00	-38.40	-38.40	-38.21	-37.82	-7.00	0.00	-16.00	-37.80	-30.00	-38.90	0.00	0.00	0.00	0.00	0.00	-1.98	-2.96	-2.49	
5	-20.00	-5.00	-12.00	-9.00	-5.00	-1.78	-2.61	-39.00	-5.00	-37.30	-27.58	-41.38	-5.00	-38.40	-38.40	-38.20	-38.00	-7.00	0.00	-16.00	-37.80	-30.00	-38.92	0.00	0.00	0.00	0.00	0.00	-1.69	-3.63	-1.95	
6	-1.08	-6.00	-2.24	-2.29	-0.87	-1.85	-2.86	-9.00	-5.00	-8.00	-38.00	-27.00	-5.00	-20.00	-38.40	-38.20	-38.30	-5.00	0.00	-10.00	-1.76	-30.00	-38.90	0.00	0.00	0.00	0.00	0.00	-1.66	-2.90	-2.06	
7	-0.72	-6.00	0.00	0.00	0.00	0.00	0.00	-1.92	-2.14	-1.55	-2.12	0.00	0.00	-2.52	-2.50	-38.00	0.00	0.00	0.00	0.00	-1.52	-1.61	0.00	0.00	0.00	0.00	0.00	0.00	0.00	-2.16	0.00	
8	0.00	-20.00	0.00	0.00	0.00	0.00	0.00	-1.90	-2.00	0.00	0.00	0.00	0.00	0.00	-78.00	-72.60	0.00	0.00	0.00	0.00	0.00	0.00	-2.76	0.00	0.00	0.00	0.00	0.00	-1.63	-1.83	0.00	
9	0.00	0.00	0.00	0.00	0.00	0.00	0.00	-2.00	-2.00	0.00	0.00	0.00	0.00	0.00	-75.80	-72.20	0.00	0.00	0.00	0.00	0.00	0.00	0.00	0.00	0.00	0.00	0.00	0.00	0.00	-1.90	0.00	
10	0.00	0.00	0.00	0.00	0.00	0.00	0.00	-60.00	-78.40	0.00	0.00	0.00	0.00	-2.00	-75.80	-71.60	-1.65	-1.63	0.00	0.00	0.00	0.00	0.00	0.00	0.00	0.00	0.00	0.00	-1.51	-1.92	0.00	
11	-78.30	0.00	0.00	-2.00	-2.00	0.00	-1.00	-77.00	-65.00	-30.00	-47.00	-15.00	-30.00	-77.00	-50.00	-72.80	-40.00	-50.00	0.00	0.00	-10.00	-10.00	0.00	0.00	0.00	0.00	0.00	0.00	-78.00	-1.88	-2.46	
12	-78.30	0.00	-94.36	-90.37	-89.03	-2.00	-1.00	-77.00	-65.00	-62.00	-77.80	-30.00	-30.00	-77.60	-70.00	-72.96	-40.00	-50.00	0.00	-20.00	-10.00	-77.80	0.00	-1.79	0.00	0.00	0.00	-2.34	-10.00	-1.50	-10.00	
13	-78.30	-112.41	-78.10	-78.09	-74.90	-78.10	-77.00	-60.00	-65.00	-62.00	-68.00	-30.00	-30.00	-77.60	-70.00	-74.80	-40.00	-50.00	-20.00	-20.00	-10.00	-78.30	-1.59	-10.00	0.00	0.00	-2.50	-5.00	-20.00	-2.13	-10.00	
14	-78.30	-76.00	-76.08	-76.30	-141.86	-78.30	-22.51	-78.30	-65.00	-62.00	-77.80	-30.00	-30.00	-75.00	-70.00	-70.00	-40.00	-69.00	-20.00	-20.00	-10.00	-78.30	-2.70	-10.00	-69.00	-10.00	-10.00	-5.00	-20.00	-2.24	-10.00	
15	-78.30	-76.00	-90.62	-78.09	-98.96	-78.30	-75.90	-78.30	-65.00	-62.00	-77.80	-77.00	-15.00	-75.00	-70.00	-70.00	-40.00	-69.00	-2.00	-20.00	-10.00	-78.30	-80.66	-1.76	0.00	0.00	-2.85	-5.00	-20.00	-1.85	-2.17	
16	-78.30	-76.10	-94.58	-2.00	-94.87	-30.00	-22.99	-78.30	-78.30	-62.00	-77.80	-77.00	-30.00	-77.60	-76.00	-72.96	-74.70	-74.19	0.00	0.00	-10.00	-10.00	-2.28	0.00	0.00	0.00	-1.72	-1.53	-10.00	0.00	0.00	
17	0.00	-7.00	0.00	0.00	0.00	0.00	-2.00	-60.00	-75.00	-30.00	0.00	0.00	0.00	-55.00	-77.80	-74.60	-75.60	-237.65	0.00	0.00	0.00	0.00	-50.00	0.00	0.00	0.00	0.00	-78.00	-1.89	0.00		
18	0.00	-7.00	0.00	0.00	0.00	0.00	0.00	0.00	-1.94	0.00	0.00	0.00	0.00	0.00	0.00	0.00	0.00	0.00	0.00	0.00	0.00	0.00	-1.94	0.00	0.00	0.00	0.00	0.00	0.00	-1.58	0.00	
19	0.00	-14.00	0.00	0.00	0.00	0.00	0.00	0.00	0.00	0.00	0.00	0.00	0.00	0.00	0.00	0.00	0.00	0.00	0.00	0.00	0.00	0.00	-1.55	0.00	0.00	0.00	0.00	0.00	0.00	-1.51	0.00	
20	0.00	0.00	0.00	0.00	0.00	0.00	0.00	0.00	0.00	0.00	0.00	0.00	0.00	0.00	0.00	0.00	0.00	0.00	0.00	0.00	0.00	0.00	0.00	0.00	0.00	0.00	0.00	0.00	0.00	0.00	0.00	
21	0.00	0.00	0.00	0.00	0.00	0.00	0.00	0.00	0.00	0.00	0.00	0.00	0.00	0.00	0.00	0.00	0.00	0.00	0.00	0.00	0.00	0.00	0.00	0.00	0.00	0.00	0.00	0.00	0.00	0.00	0.00	
22	-14.00	-14.00	-4.98	0.00	0.00	0.00	0.00	0.00	0.00	0.00	0.00	0.00	0.00	0.00	0.00	0.00	0.00	0.00	0.00	0.00	0.00	0.00	0.00	0.00	0.00	0.00	0.00	0.00	0.00	0.00	0.00	
23	-14.00	-14.00	-14.00	-5.00	0.00	0.00	-5.00	0.00	0.00	0.00	0.00	0.00	0.00	0.00	0.00	0.00	0.00	0.00	0.00	0.00	0.00	0.00	-2.07	0.00	0.00	0.00	0.00	0.00	0.00	0.00	0.00	
24	0.00	0.00	0.00	0.00	0.00	0.00	-1.55	0.00	-1.89	0.00	-2.04	0.00	0.00	0.00	0.00	0.00	0.00	0.00	0.00	0.00	0.00	0.00	-1.87	0.00	0.00	0.00	0.00	0.00	0.00	0.00	0.00	
25																															0.00	

The largest hourly price difference in October 2022 between the DAM and IDM prices was recorded at 5 p.m. on October 18 and amounted to 237.65 UAH/MWh.

The largest difference between price in the hour during this month was recorded at 3 p.m. and avegely amounted to 48 UAH/MWh.

Hourly prices difference between the DAM and IDM prices, UAH/MWh

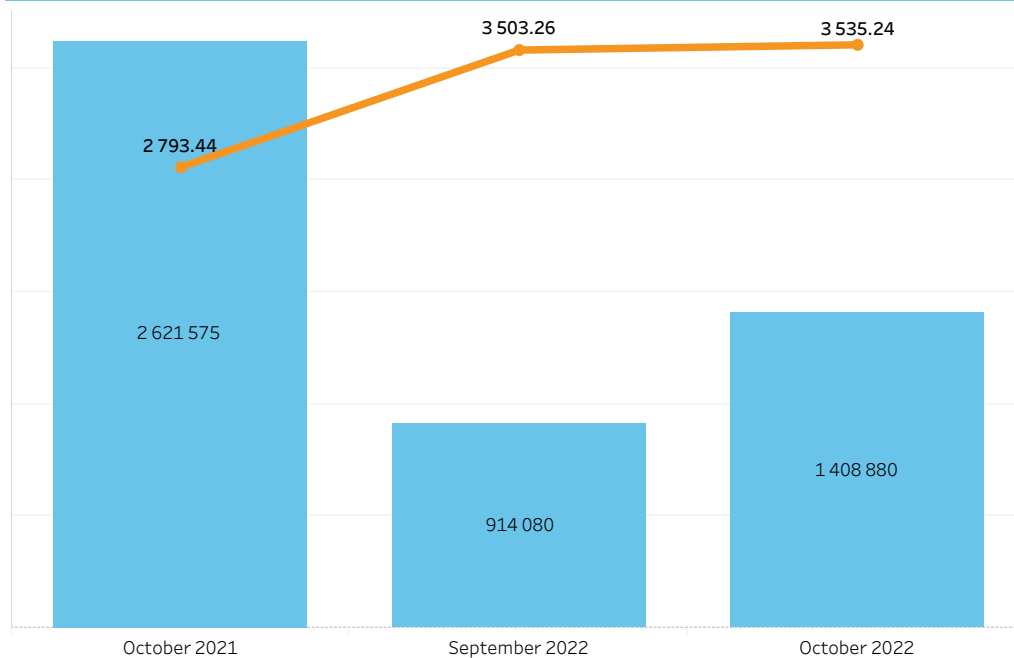
H	01.10.21	02.10.21	03.10.21	04.10.21	05.10.21	06.10.21	07.10.21	08.10.21	09.10.21	10.10.21	11.10.21	12.10.21	13.10.21	14.10.21	15.10.21	16.10.21	17.10.21	18.10.21	19.10.21	20.10.21	21.10.21	22.10.21	23.10.21	24.10.21	25.10.21	26.10.21	27.10.21	28.10.21	29.10.21	30.10.21	31.10.21
1	-5.00	178.18	19.39	19.13	5.71	35.29	2.50	6.81	5.00	0.00	-4.49	3.16	43.34	17.48	4.00	8.90	4.14	2.52	3.34	0.00	30.36	1.08	-68.23	0.00	1.79	0.91	-1.14	-3.33	0.28	0.02	2.89
2	-2.85	54.09	51.85	18.71	16.24	31.84	12.33	3.51	16.19	0.88	0.43	2.89	3.64	8.04	10.55	2.66	10.31	2.07	2.08	0.36	4.10	0.54	1.03	0.46	0.35	0.19	-25.97	-1.02	-2.89	0.41	1.51
3	-2.50	120.97	42.17	15.38	18.26	31.04	12.94	3.19	3.63	4.15	1.10	6.36	2.89	9.95	6.91	8.38	8.58	1.73	1.80	0.81	3.73	0.48	0.79	0.86	0.34	3.27	0.22	-2.13	0.23	0.37	1.24
4	-2.50	100.35	12.92	53.84	31.92	31.21	12.97	3.28	0.20	1.35	0.97	3.43	2.60	11.82	6.75	4.01	18.21	1.56	1.93	0.50	1.05	0.55	0.81	1.06	0.45	3.75	0.17	0.19	0.23	0.26	1.26
5	-2.50	81.30	1.86	27.68	29.73	30.95	11.90	4.93	0.25	1.09	1.61	3.31	3.17	14.72	6.80	2.16	2.28	1.66	1.33	0.72	1.02	0.41	0.94	1.50	0.62	3.66	0.32	0.11	0.22	0.19	1.13
6	-2.85	133.35	1.54	1.96	7.67	14.65	7.47	7.29	0.69	1.19	2.17	7.80	7.22	9.11	4.65	2.48	1.43	1.14	1.57	-190.74	3.22	0.43	1.37	2.48	1.60	0.34	0.03	-1.81	-9.91	0.11	1.24
7	-6.00	1.26	2.81	0.23	-1.14	5.64	-0.85	14.01	1.00	2.07	0.00	0.00	-0.02	16.09	5.05	5.90	-1.77	-0.67	0.00	0.00	-1.33	1.16	1.94	-1.57	1.71	15.71	-7.22	0.00	0.00	-1.43	1.82
8	-14.00	46.97	8.17	0.10	-1.21	11.01	0.01	11.70	2.80	13.43	0.00	0.01	0.00	13.49	1.15	6.51	0.98	0.22	0.00	0.00	-7.92	1.74	-0.63	9.48	2.16	30.16	0.00	0.00	0.00	6.01	0.94
9	-14.50	50.02	16.20	0.08	-4.09	-0.63	-0.72	0.00	-18.87	58.22	0.00	0.01	0.00	-21.73	1.22	23.03	-2.88	0.00	0.00	0.00	0.00	0.01	0.00	3.20	0.00	13.51	0.00	0.00	0.00	12.01	45.96
10	-6.00	56.24	21.31	-5.43	0.11	0.18	1.83	-0.97	-41.00	2.88	0.00	0.01	0.00	-18.41	1.96	2.82	-14.32	0.10	0.00	0.00	-3.53	0.17	0.00	1.61	0.00	0.00	0.00	0.00	0.00	1.03	19.55
11	-5.50	1.17	15.85	0.45	0.18	0.59	3.19	0.46	0.28	1.19	1.56	0.01	0.00	0.57	2.81	-10.83	-286.74	7.27	3.13	0.81	4.17	0.25	0.03	9.05	-14.85	1.98	0.00	0.00	1.65	1.03	9.65
12	-7.01	9.20	4.39	0.20	0.70	0.15	3.93	0.40	0.20	1.02	0.23	0.54	-47.12	0.36	7.92	1.85	-2.52	-704.76	-3.44	-76.93	2.16	2.99	-33.21	1.48	-2.59	0.99	12.18	8.12	-1.33	4.89	4.10
13	-7.00	12.77	3.01	0.36	0.50	0.08	2.59	0.07	0.43	0.77	0.14																				

Weighted average prices and traded volumes on the DAM and on the IDM compared with the previous periods

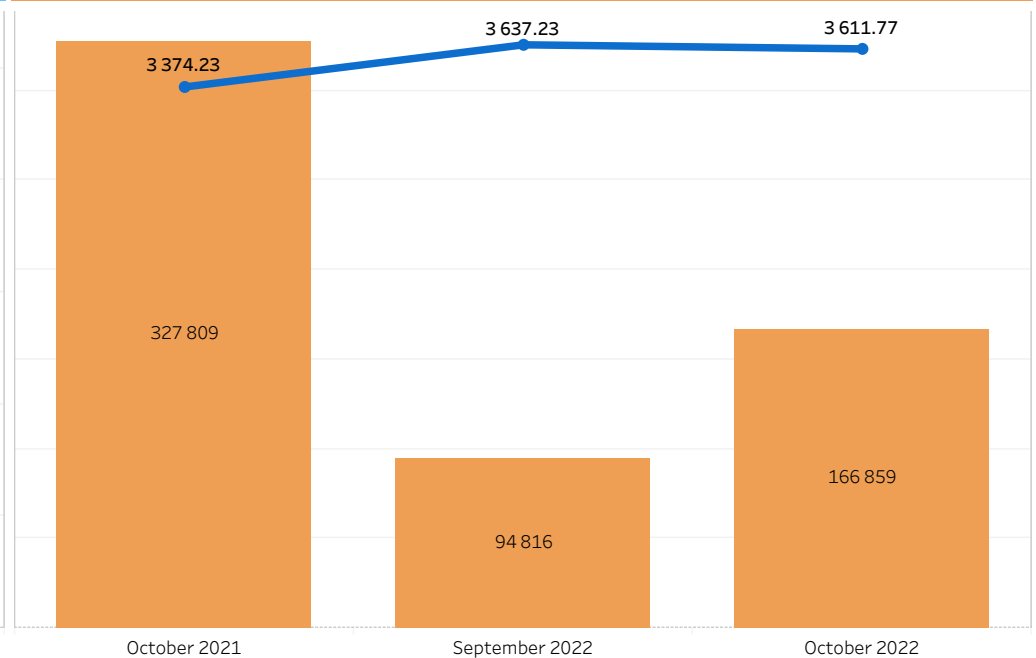


Indicator	October 2021	September 2022	October 2022	1 decade of October 2022	2 decade of October 2022	3 decade of October 2022
DAM weighted average price, UAH/MWh	2 793.44	3 503.26	3 535.24	3 516.30	3 585.75	3 504.69
DAM traded volume, MWh	2 621 575	914 080	1 408 880	448 620	466 644	493 616
IDM weighted average price, UAH/MWh	3 374.23	3 637.23	3 611.77	3 660.16	3 626.20	3 568.61
IDM traded volume, MWh	327 809	94 816	166 859	31 017	75 756	60 087

Weighted average prices and traded volumes on the DAM for the periods: October 2021, September 2022 and October 2022

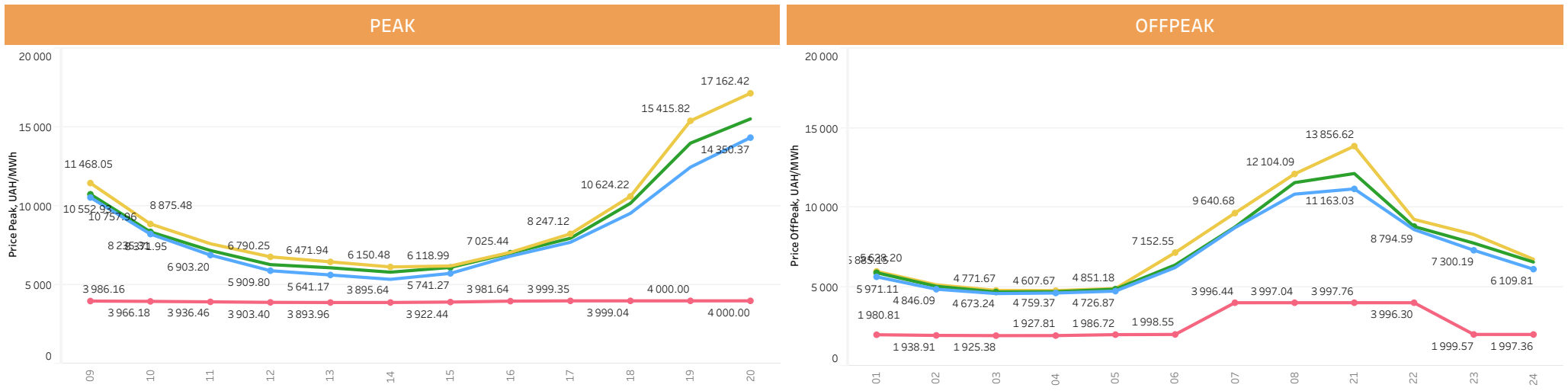


Weighted average prices and traded volumes on the IDM for the periods: October 2021, September 2022 and October 2022



*all prices are net of VAT **IPS Ukraine data

DAM hourly prices (Peak Product and OffPeak Product)*: Ukraine, Romania, Slovak Republic and Hungary

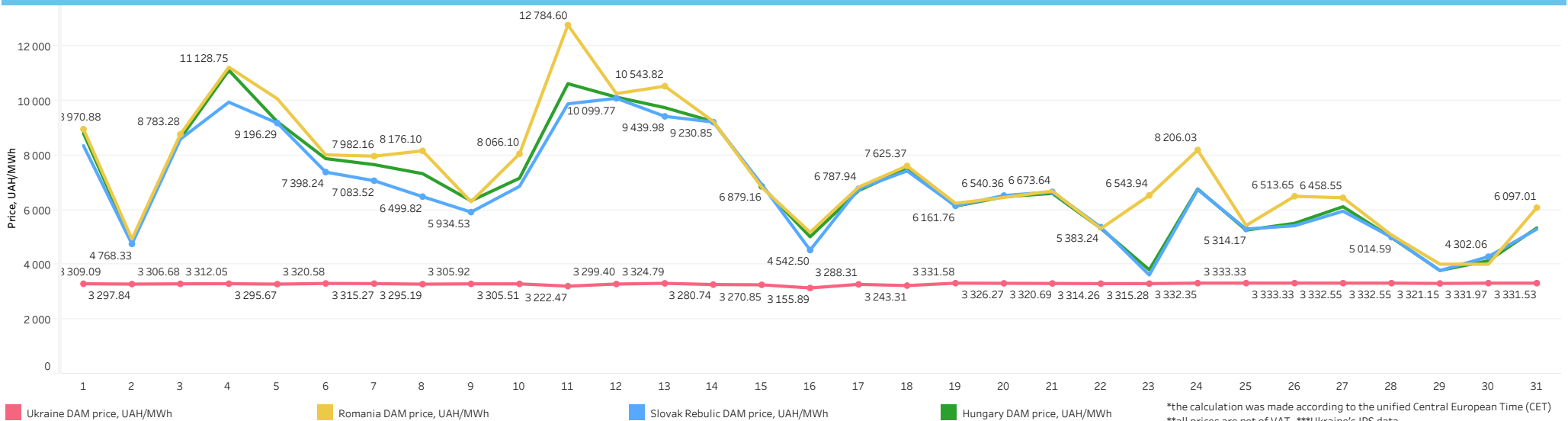


DAM prices (Product Base) were amounted to*:
 Ukraine: 3 303.43 UAH/MWh;
 Romania: 8 527.40 UAH/MWh;
 Slovak Republic: 6 753.62 UAH/MWh;
 Hungary: 6 950.70 UAH/MWh.

DAM prices (Product Peak) were amounted to*:
 Ukraine: 3 958.42 UAH/MWh;
 Romania: 8 072.65 UAH/MWh;
 Slovak Republic: 7 320.10 UAH/MWh;
 Hungary: 7 595.85 UAH/MWh.

DAM prices (Product OffPeak) were amounted to*:
 Ukraine: 2 648.44 UAH/MWh;
 Romania: 6 710.49 UAH/MWh;
 Slovak Republic: 6 187.14 UAH/MWh;
 Hungary: 6 305.54 UAH/MWh.

The DAM prices (Product Base)* of Ukraine, Romania, Slovak Republic and Hungary

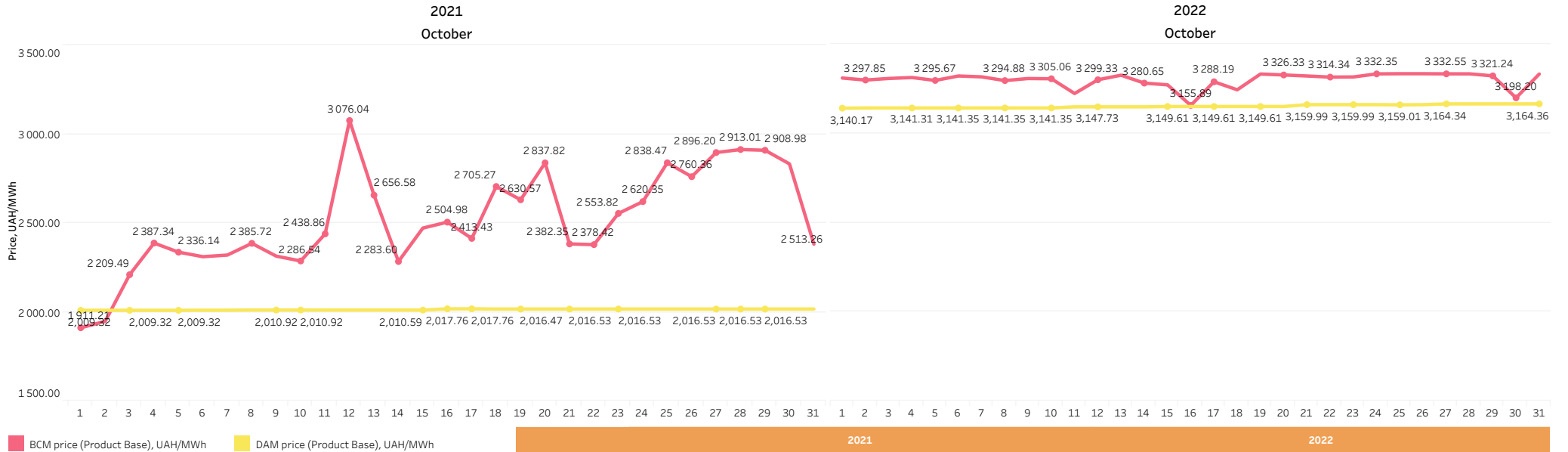


*the calculation was made according to the unified Central European Time (CET)
 all prices are net of VAT *Ukraine's IPS data

DAM and BCM prices comparison for October 2021 and October 2022



The DAM and the BCM prices



In October 2021:

DAM price (Product Base) was **2 516.91 UAH/MWh**;
 BCM price (Product Base) was **2 013.50 UAH/MWh**.

The DAM price was **503.41 UAH/MWh** higher than the BCM price.

In October 2022:

DAM price (Product Base) was **3 301.71 UAH/MWh**;
 BCM price (Product Base) was **3 151.01 UAH/MWh**.

The DAM price was **150.70 UAH/MWh** higher than the BCM price.

Day	2021			2022		
	DAM price (Product Base), UAH/MWh	BCM price (Product Base), UAH/MWh	Price difference, UAH/MWh	DAM price (Product Base), UAH/MWh	BCM price (Product Base), UAH/MWh	Price difference, UAH/MWh
1	1911.21	2 009.32	+98.11	3 309.08	3 140.17	-168.91
2	1947.29	2 009.32	+62.03	3 297.85	3 141.31	-156.54
3	2 209.49	2 009.32	-200.17	3 306.71	3 141.31	-165.40
4	2 387.34	2 009.32	-378.02	3 311.99	3 141.31	-170.68
5	2 336.14	2 009.32	-326.82	3 295.67	3 141.31	-154.36
6	2 310.64	2 009.72	-300.92	3 320.58	3 141.35	-179.23
7	2 319.85	2 009.72	-310.13	3 315.65	3 141.35	-174.30
8	2 385.72	2 010.92	-374.80	3 294.88	3 141.35	-153.53
9	2 313.77	2 010.92	-302.85	3 306.40	3 141.35	-165.05
10	2 286.54	2 010.92	-275.62	3 305.06	3 141.35	-163.71
11	2 438.86	2 010.59	-428.27	3 222.44	3 147.69	-74.75
12	3 076.04	2 010.59	-1,065.45	3 299.33	3 147.73	-151.60
13	2 656.58	2 010.59	-645.99	3 325.00	3 147.73	-177.27
14	2 283.60	2 010.59	-273.01	3 280.65	3 147.72	-132.93
15	2 471.71	2 010.59	-461.12	3 270.95	3 149.61	-121.34
16	2 504.98	2 017.76	-487.22	3 155.89	3 149.61	-6.28
17	2 413.43	2 017.76	-395.67	3 288.19	3 149.61	-138.58
18	2 705.27	2 016.47	-688.80	3 243.22	3 149.61	-93.61
19	2 630.57	2 016.47	-614.10	3 331.58	3 149.61	-181.97
20	2 837.82	2 016.48	-821.34	3 326.33	3 149.61	-176.72
21	2 382.35	2 016.53	-365.82	3 320.63	3 159.99	-160.64
22	2 378.42	2 016.53	-361.89	3 314.34	3 159.99	-154.35
23	2 553.82	2 016.53	-537.29	3 315.19	3 159.99	-155.20
24	2 620.35	2 016.53	-603.82	3 332.35	3 159.99	-172.36
25	2 838.47	2 016.53	-821.94	3 333.33	3 159.01	-174.32
26	2 760.36	2 016.53	-743.83	3 333.33	3 159.87	-173.46
27	2 896.20	2 016.53	-879.67	3 332.55	3 164.34	-168.21
28	2 913.01	2 016.53	-896.48	3 332.55	3 164.28	-168.27
29	2 908.98	2 016.53	-892.45	3 321.24	3 164.28	-156.96
30	2 832.24	2 016.53	-815.71	3 278.47	3 164.36	-114.11
31	2 513.26	2 016.53	-496.73	3 331.53	3 164.36	-167.17
Average indicator	2 516.91	2 013.50	-503.41	3 301.71	3 151.01	-150.70

*The BCM price was calculated according to the results of UEB auctions for the sale of electricity under bilateral contracts held in the previous month (September) and the month of supply (October), for the purchase and sale of base load electricity for the month of supply (October 2021 and October 2022, respectively)

all prices are net of VAT *IPS Ukraine data