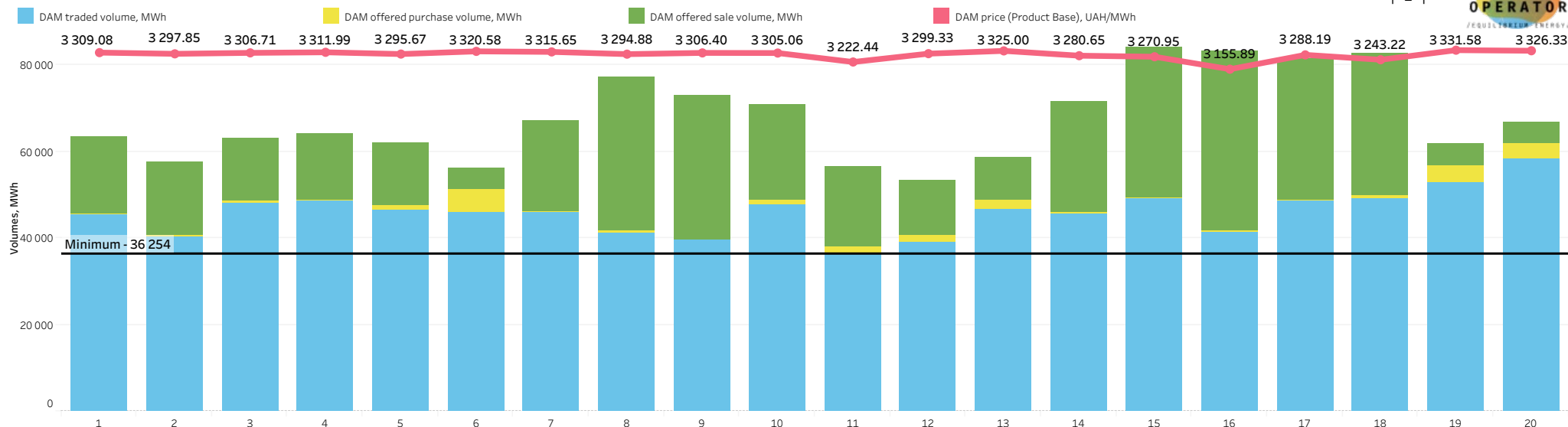


Comparative analysis of the market for 20 days of October 2022:

1. Analysis of the day-ahead market (DAM) operation;
2. Analysis of the intraday market (IDM) operation;
3. Comparative analysis of DAM prices in Ukraine, Romania, Slovak Republic and Hungary;
4. Comparative analysis of DAM and bilateral contracts market (BCM) prices.

Prices, traded and offered volumes on the DAM for the period: October 1-20, 2022

| 2 |



915 264 MWh were traded on the DAM in the two decade of October.

The largest traded volume of DAM was fixed in amount of 58 312 MWh on **October 20 (Thursday)**,

and the smallest one - in amount of 36 254 MWh on **October 11 (Tuesday)**.

The traded **sold** volume on the DAM was 32,5% less than offered one for the 20 days of October 2022.

The traded **purchased** volume on the DAM was 2,6% less than offered one for the same period.

Date	DAM price (Product Base), UAH/MWh	DAM traded volume, MWh	DAM offered purchase volume, MWh	DAM offered sale volume, MWh	The difference between the DAM traded and offered purchase volume	The difference between the DAM traded and offered sale volume
1 October 2022	3 309.08	45 269	45 705	63 496	-1.0%	-28.7%
2 October 2022	3 297.85	40 407	40 613	57 634	-0.5%	-29.9%
3 October 2022	3 306.71	47 959	48 447	63 215	-1.0%	-24.1%
4 October 2022	3 311.99	48 451	48 921	64 108	-1.0%	-24.4%
5 October 2022	3 295.67	46 507	47 521	62 009	-2.1%	-25.0%
6 October 2022	3 320.58	45 874	51 167	56 128	-10.3%	-18.3%
7 October 2022	3 315.65	45 791	46 082	67 184	-0.6%	-31.8%
8 October 2022	3 294.88	41 104	41 614	77 113	-1.2%	-46.7%
9 October 2022	3 306.40	39 436	39 436	72 909	0.0%	-45.9%
10 October 2022	3 305.06	47 822	48 818	70 920	-2.0%	-32.6%
11 October 2022	3 222.44	36 254	37 816	56 592	-4.1%	-35.9%
12 October 2022	3 299.33	38 881	40 597	53 204	-4.2%	-26.9%
13 October 2022	3 325.00	46 791	48 936	58 733	-4.4%	-20.3%
14 October 2022	3 280.65	45 587	45 821	71 555	-0.5%	-36.3%
15 October 2022	3 270.95	49 010	49 419	84 136	-0.8%	-41.7%
16 October 2022	3 155.89	41 424	41 633	83 365	-0.5%	-50.3%
17 October 2022	3 288.19	48 430	48 856	81 398	-0.9%	-40.5%
18 October 2022	3 243.22	49 114	49 818	82 699	-1.4%	-40.6%
19 October 2022	3 331.58	52 842	56 749	61 924	-6.9%	-14.7%
20 October 2022	3 326.33	58 312	61 713	66 756	-5.5%	-12.6%
Total for period	3 290.37	915 264	939 679	1 355 078	-2.6%	-32.5%

*all prices are net of VAT **Ukraine's IPS data

Prices, traded and offered volumes on the IDM for the period: October 1-20, 2022

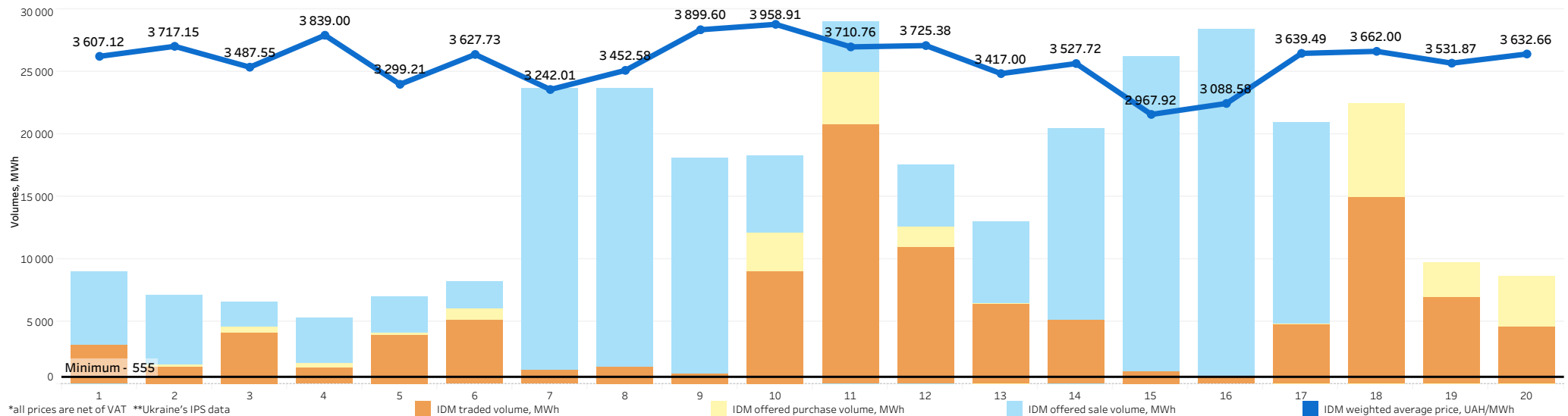
Date	IDM weighted average price, UAH/MWh	IDM traded volume, MWh	IDM offered purchase volume, MWh	IDM offered sale volume, MWh	The difference between the IDM traded and offered purchase volume	The difference between the IDM traded and offered sale volume
1 October 2022	3 607.12	3 091	3 092	8 957	0.0%	-65.5%
2 October 2022	3 717.15	1 335	1 523	7 051	-12.4%	-81.1%
3 October 2022	3 487.55	4 073	4 529	6 576	-10.1%	-38.1%
4 October 2022	3 839.00	1 277	1 633	5 288	-21.8%	-75.8%
5 October 2022	3 299.21	3 908	4 096	6 967	-4.6%	-43.9%
6 October 2022	3 627.73	5 070	5 970	8 191	-15.1%	-38.1%
7 October 2022	3 242.01	1 126	1 126	23 597	0.0%	-95.2%
8 October 2022	3 452.58	1 323	1 323	23 607	0.0%	-94.4%
9 October 2022	3 899.60	833	833	18 071	0.0%	-95.4%
10 October 2022	3 958.91	8 982	12 112	18 260	-25.8%	-50.8%
11 October 2022	3 710.76	20 730	24 881	28 963	-16.7%	-28.4%
12 October 2022	3 725.38	10 936	12 489	17 477	-12.4%	-37.4%
13 October 2022	3 417.00	6 388	6 433	12 964	-0.7%	-50.7%
14 October 2022	3 527.72	5 088	5 088	20 442	0.0%	-75.1%
15 October 2022	2 967.92	1 031	1 035	26 159	-0.4%	-96.1%
16 October 2022	3 088.58	555	557	28 298	-0.4%	-98.0%
17 October 2022	3 639.49	4 714	4 784	20 893	-1.5%	-77.4%
18 October 2022	3 662.00	14 873	22 435	21 422	-33.7%	-30.6%
19 October 2022	3 531.87	6 870	9 679	8 211	-29.0%	-16.3%
20 October 2022	3 632.66	4 570	8 613	7 586	-46.9%	-39.8%
Total for period	3 636.06	106 772	132 229	318 977	-19.3%	-66.5%

106 772 MWh were traded on the IDM in the two decade of October.

The largest traded volume of IDM was fixed in amount of 20 730 MWh on October 11 (Tuesday), and the smallest one - in amount of 555 MWh on October 16 (Sunday).

The traded sold volume on the IDM was 66,5% less than offered one for the 20 days of October 2022.

The traded purchased volume on the IDM was 19,3% less than offered one for the same period.

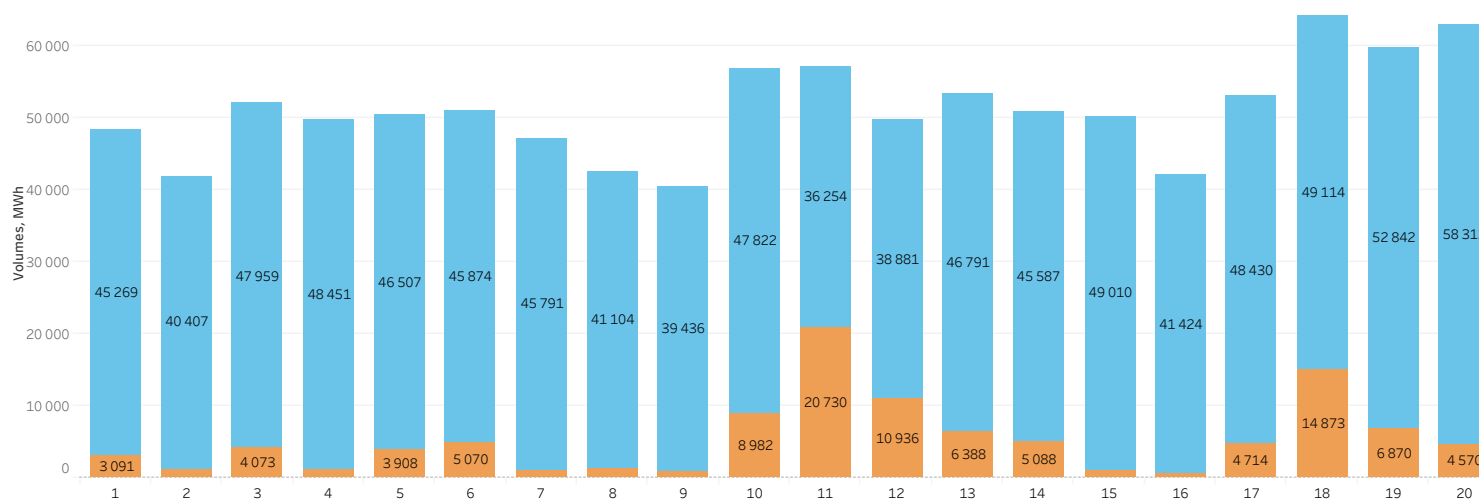


*all prices are net of VAT **Ukraine's IPS data

Distribution of the electricity traded volumes on the DAM and IDM for the period: October 1-20, 2022



Distribution of traded volumes on the DAM and IDM



The **total traded** amount of electricity within the two market segments amounted to **1 022 036 MWh** in the two decade of October 2022.

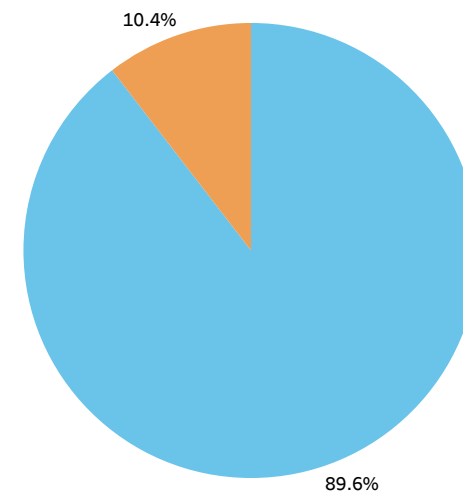
The share of the **DAM** was **89,6%** or **915 264 MWh** in the total volume, while the share of the **IDM** was almost **10,4%** or **106 772 MWh**.

The largest traded volume within the two market segments was fixed in amount of **63 987 MWh** on **October 18 (Tuesday)**, as well as the smallest one - in amount of **40 269 MWh** on **October 9 (Sunday)**.

Volumes on the DAM and IDM

Date	Total volume, MWh	DAM traded volume, MWh	The share of the DAM volume in the total volume	IDM traded volume, MWh	The share of the IDM volume in the total volume
1 October 2022	48 360	45 269	93.6%	3 091	6.4%
2 October 2022	41 741	40 407	96.8%	1 335	3.2%
3 October 2022	52 032	47 959	92.2%	4 073	7.8%
4 October 2022	49 729	48 451	97.4%	1 277	2.6%
5 October 2022	50 415	46 507	92.2%	3 908	7.8%
6 October 2022	50 943	45 874	90.0%	5 070	10.0%
7 October 2022	46 917	45 791	97.6%	1 126	2.4%
8 October 2022	42 426	41 104	96.9%	1 323	3.1%
9 October 2022	40 269	39 436	97.9%	833	2.1%
10 October 2022	56 804	47 822	84.2%	8 982	15.8%
11 October 2022	56 984	36 254	63.6%	20 730	36.4%
12 October 2022	49 817	38 881	78.0%	10 936	22.0%
13 October 2022	53 179	46 791	88.0%	6 388	12.0%
14 October 2022	50 675	45 587	90.0%	5 088	10.0%
15 October 2022	50 041	49 010	97.9%	1 031	2.1%
16 October 2022	41 979	41 424	98.7%	555	1.3%
17 October 2022	53 144	48 430	91.1%	4 714	8.9%
18 October 2022	63 987	49 114	76.8%	14 873	23.2%
19 October 2022	59 712	52 842	88.5%	6 870	11.5%
20 October 2022	62 882	58 312	92.7%	4 570	7.3%
Total for period	1 022 036	915 264	89.6%	106 772	10.4%

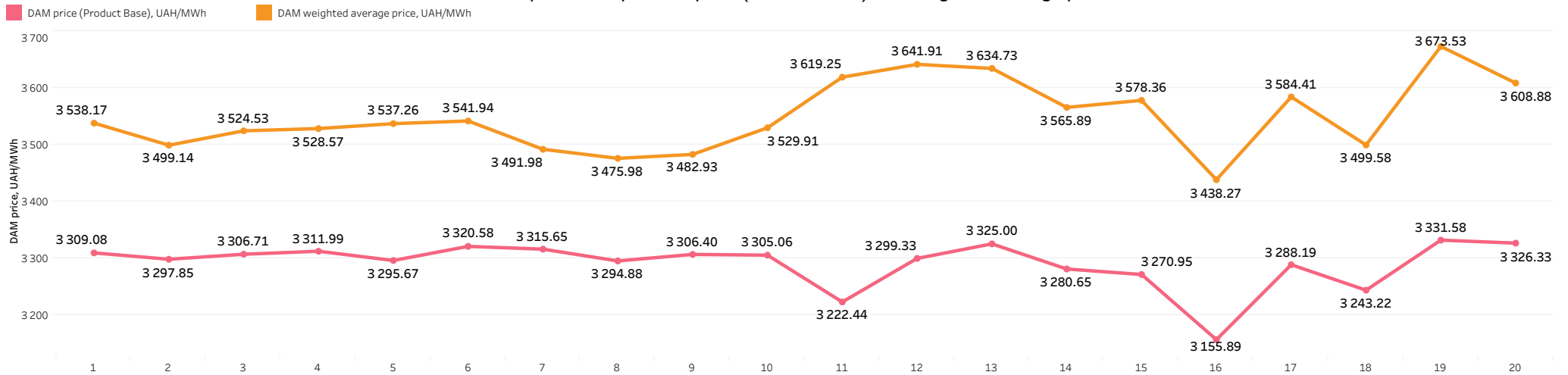
■ DAM traded volume, MWh
 ■ IDM traded volume, MWh



*Ukraine's IPS data

The DAM prices for the period: October 1-20, 2022

The DAM prices comparison: price (Product Base) and weighted average price



The DAM prices

Date	DAM price (Product Base), UAH/MWh	Comparison of the DAM price with the previous day	DAM weighted average price, UAH/MWh	The difference between the DAM weighted average price and the DAM price (Product Base), UAH/MWh	DAM price (Product Peak), UAH/MWh	DAM price (Product OffPeak), UAH/MWh
1 October 2022	3 309.08	-0.1%	3 538.17	+229.09	3 957.50	2 660.66
2 October 2022	3 297.85	-0.3%	3 499.14	+201.29	3 935.17	2 660.52
3 October 2022	3 306.71	0.3%	3 524.53	+217.82	3 951.65	2 661.77
4 October 2022	3 311.99	0.2%	3 528.57	+216.58	3 960.40	2 663.57
5 October 2022	3 295.67	-0.5%	3 537.26	+241.59	3 933.92	2 657.43
6 October 2022	3 320.58	0.8%	3 541.94	+221.36	3 975.25	2 665.91
7 October 2022	3 315.65	-0.1%	3 491.98	+176.33	3 966.29	2 665.01
8 October 2022	3 294.88	-0.6%	3 475.98	+181.10	3 938.58	2 651.18
9 October 2022	3 306.40	0.3%	3 482.93	+176.53	3 952.59	2 660.20
10 October 2022	3 305.06	0.0%	3 529.91	+224.85	3 969.17	2 640.95
11 October 2022	3 222.44	-2.5%	3 619.25	+396.81	3 953.75	2 491.13
12 October 2022	3 299.33	2.4%	3 641.91	+342.58	3 966.25	2 632.41
13 October 2022	3 325.00	0.8%	3 634.73	+309.73	3 986.25	2 663.75
14 October 2022	3 280.65	-1.3%	3 565.89	+285.24	3 911.08	2 650.21
15 October 2022	3 270.95	-0.3%	3 578.36	+307.41	3 911.67	2 630.23
16 October 2022	3 155.89	-3.5%	3 438.27	+282.38	3 716.33	2 595.45
17 October 2022	3 288.19	4.2%	3 584.41	+296.22	3 942.78	2 633.60
18 October 2022	3 243.22	-1.4%	3 499.58	+256.36	3 822.36	2 664.07
19 October 2022	3 331.58	2.7%	3 673.53	+341.95	3 996.50	2 666.67
20 October 2022	3 326.33	-0.2%	3 608.88	+282.55	3 993.33	2 659.33
Average indicator	3 290.37		3 551.71	+261.34	3 937.04	2 643.70

For the period of October 1-20, 2022:

DAM price (Product Base) was **3 290,37 UAH/MWh**,
 DAM weighted average price was **3 551,71 UAH/MWh**,
 DAM price (Product Peak) was **3 937,04 UAH/MWh**,
 DAM price (Product OffPeak) was **2 643,70 UAH/MWh**,

The highest price of the DAM (Product Base) was fixed in amount of **3 331,58 UAH/MWh** on **October 19 (Wednesday)**,
 and the lowest one - in amount of **3 155,89 UAH/MWh** on **October 16 (Sunday)**.

The highest weighted average price on the DAM was fixed in amount of **3 673,53 UAH/MWh** on **October 19 (Wednesday)**,
 and the lowest one - in amount of **3 438,27 UAH/MWh** on **October 16 (Sunday)**.

The difference between the weighted average price on the DAM and the DAM (Product Base) was **261,34 UAH/MWh** in the two decade of October 2022.

The DAM and IDM prices comparison for the period: October 1-20, 2022



The largest difference in the hour between weighted average price on the IDM and on the DAM price (Product Base) was recorded at 5 p.m. October 18 and amounted to 237,65 UAH/MWh.

The difference between hourly prices: the DAM price (Product Base) and weighted average price of the IDM, UAH/MWh

Date	Timeline (hour)																							
	1	2	3	4	5	6	7	8	9	10	11	12	13	14	15	16	17	18	19	20	21	22	23	24
01.10.2022	-0.88	-0.80	-0.63	-20.00	-20.00	-1.08	-0.72	0.00	0.00	0.00	-78.30	-78.30	-78.30	-78.30	-78.30	-78.30	0.00	0.00	0.00	0.00	0.00	-14.00	-14.00	0.00
02.10.2022	-0.58	-1.41	-1.72	-5.00	-5.00	-6.00	-6.00	-20.00	0.00	0.00	0.00	0.00	-112.41	-76.00	-76.00	-76.10	-7.00	-7.00	-14.00	0.00	0.00	-14.00	-14.00	0.00
03.10.2022	-0.76	-1.75	-11.00	-12.00	-12.00	-2.24	0.00	0.00	0.00	0.00	0.00	-94.36	-78.10	-76.08	-90.62	-94.58	0.00	0.00	0.00	0.00	0.00	-4.98	-14.00	0.00
04.10.2022	-1.36	-1.82	-1.64	-16.00	-9.00	-2.29	0.00	0.00	0.00	0.00	-2.00	-90.37	-78.09	-76.30	-78.09	-2.00	0.00	0.00	0.00	0.00	0.00	0.00	0.00	0.00
05.10.2022	0.00	-46.09	-46.09	-5.00	-5.00	-0.87	0.00	0.00	0.00	0.00	-2.00	-89.03	-74.90	-141.86	-98.96	-94.87	0.00	0.00	0.00	0.00	0.00	0.00	0.00	0.00
06.10.2022	0.00	-1.89	-1.84	-1.76	-1.78	-1.85	0.00	0.00	0.00	0.00	0.00	-2.00	-78.10	-78.30	-78.30	-30.00	0.00	0.00	0.00	0.00	0.00	0.00	0.00	0.00
07.10.2022	0.00	-2.30	-2.98	-2.63	-2.61	-2.86	0.00	0.00	0.00	0.00	-1.00	-1.00	-77.00	-22.51	-75.90	-22.99	-2.00	0.00	0.00	0.00	0.00	0.00	-5.00	-1.55
08.10.2022	-9.00	-9.00	-38.50	-30.00	-39.00	-9.00	-1.92	-1.90	-2.00	-60.00	-77.00	-77.00	-60.00	-78.30	-78.30	-78.30	-60.00	0.00	0.00	0.00	0.00	0.00	0.00	0.00
09.10.2022	-1.54	-5.00	-5.00	-39.00	-5.00	-5.00	-2.14	-2.00	-2.00	-78.40	-65.00	-65.00	-65.00	-65.00	-65.00	-78.30	-75.00	-1.94	0.00	0.00	0.00	0.00	0.00	-1.89
10.10.2022	-13.00	-8.00	-8.00	-37.30	-37.30	-8.00	-1.55	0.00	0.00	0.00	-30.00	-62.00	-62.00	-62.00	-62.00	-62.00	-30.00	0.00	0.00	0.00	0.00	0.00	0.00	0.00
11.10.2022	-2.21	-37.26	-27.58	-27.58	-27.58	-38.00	-2.12	0.00	0.00	0.00	-47.00	-77.80	-68.00	-77.80	-77.80	-77.80	0.00	0.00	0.00	0.00	0.00	0.00	0.00	-2.04
12.10.2022	-1.55	-38.88	-2.52	-42.42	-41.38	-27.00	0.00	0.00	0.00	0.00	-15.00	-30.00	-30.00	-30.00	-30.00	-15.00	-30.00	0.00	0.00	0.00	0.00	0.00	0.00	0.00
13.10.2022	0.00	-5.00	-15.00	-5.00	-5.00	-5.00	0.00	0.00	0.00	0.00	-30.00	-30.00	-30.00	-30.00	-15.00	-30.00	0.00	0.00	0.00	0.00	0.00	0.00	0.00	0.00
14.10.2022	-5.00	-5.00	-5.00	-38.40	-38.40	-20.00	-2.52	0.00	0.00	-2.00	-77.00	-77.60	-77.60	-75.00	-75.00	-77.60	-55.00	0.00	0.00	0.00	0.00	0.00	0.00	0.00
15.10.2022	-2.69	-12.00	-38.40	-38.40	-38.40	-38.40	-2.50	-78.00	-75.80	-75.80	-50.00	-70.00	-70.00	-70.00	-70.00	-70.00	-76.00	-77.80	0.00	0.00	0.00	0.00	0.00	0.00
16.10.2022	-5.00	-20.00	-38.20	-38.21	-38.20	-38.20	-38.00	-72.60	-72.20	-71.60	-72.80	-72.96	-74.80	-70.00	-70.00	-72.96	-74.60	0.00	0.00	0.00	0.00	0.00	0.00	0.00
17.10.2022	-5.00	-7.00	-38.18	-37.82	-38.00	-38.30	0.00	0.00	0.00	-1.65	-40.00	-40.00	-40.00	-40.00	-40.00	-74.70	-75.60	0.00	0.00	0.00	0.00	0.00	0.00	0.00
18.10.2022	-2.11	-5.00	-5.00	-7.00	-7.00	-5.00	0.00	0.00	0.00	-1.63	-50.00	-50.00	-50.00	-69.00	-69.00	-74.19	-237.65	0.00	0.00	0.00	0.00	0.00	0.00	0.00
19.10.2022	0.00	0.00	0.00	0.00	0.00	0.00	0.00	0.00	0.00	0.00	0.00	0.00	-20.00	-20.00	-2.00	0.00	0.00	0.00	0.00	0.00	0.00	0.00	0.00	0.00
20.10.2022	0.00	-30.00	-16.00	-16.00	-16.00	-10.00	0.00	0.00	0.00	0.00	0.00	-20.00	-20.00	-20.00	-20.00	0.00	0.00	0.00	0.00	0.00	0.00	0.00	0.00	0.00

*all prices are net of VAT **Ukraine's IPS data

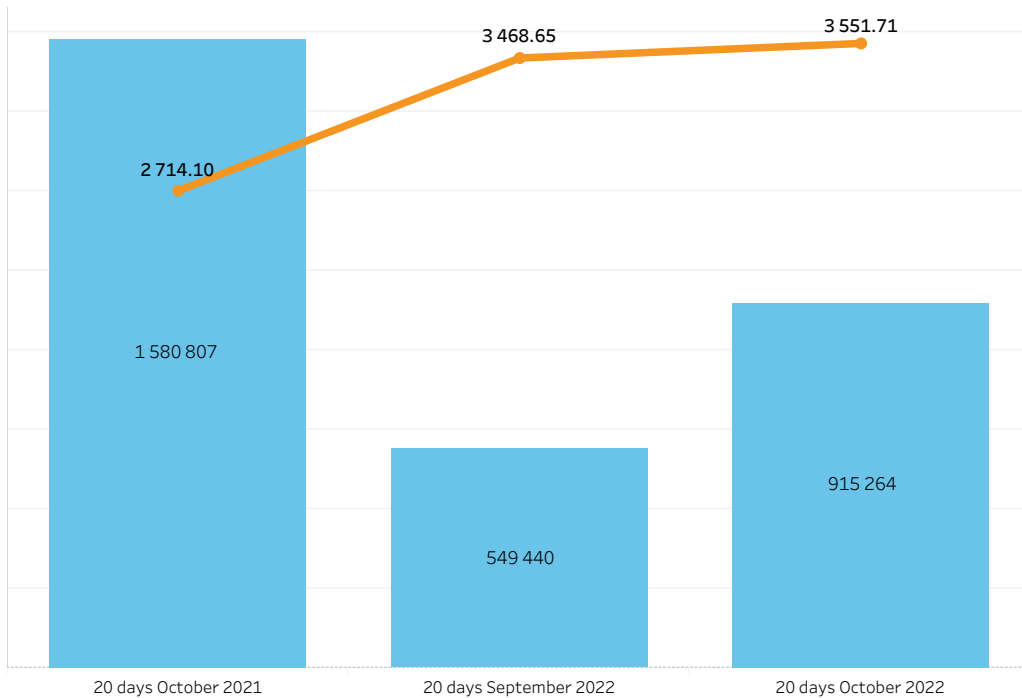
Weighted average prices and traded volumes on the DAM and IDM compared with the previous periods



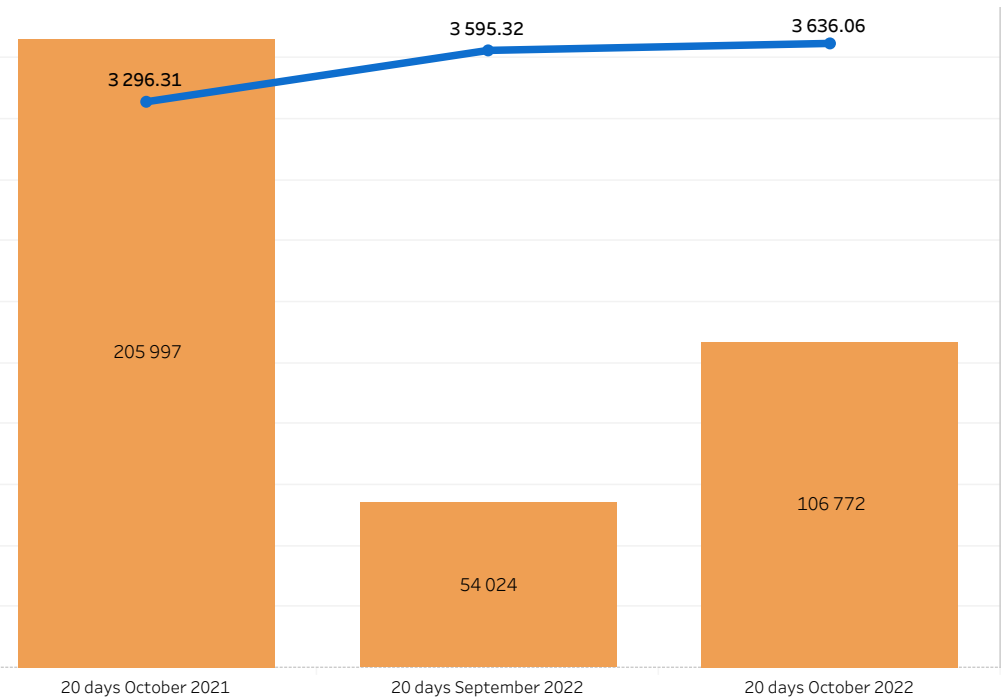
Weighted average prices and traded volumes on the DAM and IDM

Indicator	20 days October 2021	20 days September 2022	20 days October 2022	1 decade of October 2022	2 decade of October 2022
DAM weighted average price, UAH/MWh	2 714.10	3 468.65	3 551.71	3 516.30	3 585.75
DAM traded volume, MWh	1 580 807	549 440	915 264	448 620	466 644
IDM weighted average price, UAH/MWh	3 296.31	3 595.32	3 636.06	3 660.16	3 626.20
IDM traded volume, MWh	205 997	54 024	106 772	31 017	75 756

Weighted average prices and traded volumes on the DAM for the periods:
October 2021, 1-20; September 2022 1-20; October 2022, 1-20



Weighted average prices and traded volumes on the IDM for the periods:
October 2021, 1-20; September 2022 1-20; October 2022, 1-20



*in accordance with the resolution of the NERC dated 05.10.2018 №1179, the market operator determines and publishes on its own official website no later than the 25th day of the calculation period the weighted average actual price of electricity on the market "one day ahead" for the first 20 days of the previous calculation period **all prices are net of VAT ***Ukraine's IPS data

The DAM prices of Ukraine, Romania, Slovak Republic and Hungary for the period: October 1-20, 2022



The DAM prices (Product Base)*

The DAM prices comparison to the previous day*

Date	Ukraine DAM price (Product Base), UAH/MWh	Romania DAM price (Product Base), UAH/MWh	Slovak Republic DAM price (Product Base), UAH/MWh	Hungary DAM price (Product Base), UAH/MWh
1 October 2022	3 309.09	8 970.88	8 366.74	8 821.46
2 October 2022	3 297.84	4 946.98	4 768.33	4 838.55
3 October 2022	3 306.68	8 783.28	8 606.22	8 632.46
4 October 2022	3 312.05	11 242.16	9 959.08	11 128.75
5 October 2022	3 295.67	10 085.65	9 196.29	9 242.85
6 October 2022	3 320.58	8 030.14	7 398.24	7 891.86
7 October 2022	3 315.27	7 982.16	7 083.52	7 671.94
8 October 2022	3 295.19	8 176.10	6 499.82	7 341.48
9 October 2022	3 305.92	6 312.78	5 934.53	6 345.77
10 October 2022	3 305.51	8 066.10	6 875.94	7 173.76
11 October 2022	3 222.47	12 784.60	9 898.73	10 635.58
12 October 2022	3 299.40	10 272.25	10 099.77	10 144.23
13 October 2022	3 324.79	10 543.82	9 439.98	9 759.28
14 October 2022	3 280.74	9 256.56	9 230.85	9 248.72
15 October 2022	3 270.85	6 843.23	6 949.93	6 879.16
16 October 2022	3 155.89	5 194.10	4 542.50	5 028.46
17 October 2022	3 288.31	6 849.21	6 787.94	6 720.94
18 October 2022	3 243.31	7 625.37	7 441.48	7 528.54
19 October 2022	3 331.58	6 255.01	6 161.76	6 150.81
20 October 2022	3 326.27	6 470.87	6 540.36	6 494.29
Average indicator	3 290.37	8 234.56	7 589.10	7 883.94

Date	DAM price comparison to the previous day, Ukraine	DAM price comparison to the previous day, Romania	DAM price comparison to the previous day, Slovak Republic	DAM price comparison to the previous day, Hungary
1 October 2022	-0.1%	-31.4%	-36.1%	-32.0%
2 October 2022	-0.3%	-44.9%	-43.0%	-45.2%
3 October 2022	0.3%	77.5%	80.5%	78.4%
4 October 2022	0.2%	28.0%	15.7%	28.9%
5 October 2022	-0.5%	-10.3%	-7.7%	-16.9%
6 October 2022	0.8%	-20.4%	-19.6%	-14.6%
7 October 2022	-0.2%	-0.6%	-4.3%	-2.8%
8 October 2022	-0.6%	2.4%	-8.2%	-4.3%
9 October 2022	0.3%	-22.8%	-8.7%	-13.6%
10 October 2022	0.0%	27.8%	15.9%	13.0%
11 October 2022	-2.5%	58.5%	44.0%	48.3%
12 October 2022	2.4%	-19.7%	2.0%	-4.6%
13 October 2022	0.8%	2.6%	-6.5%	-3.8%
14 October 2022	-1.3%	-12.2%	-2.2%	-5.2%
15 October 2022	-0.3%	-26.1%	-24.7%	-25.6%
16 October 2022	-3.5%	-24.1%	-34.6%	-26.9%
17 October 2022	4.2%	31.9%	49.4%	33.7%
18 October 2022	-1.4%	11.3%	9.6%	12.0%
19 October 2022	2.7%	-18.0%	-17.2%	-18.3%
20 October 2022	-0.2%	3.5%	6.1%	5.6%

For the period of October 1-20, 2022:

the DAM of **Ukraine**: the highest price was fixed in amount of **3 331,58 UAH/MWh** on **October 19**, the lowest one - in amount of **3 155,89 UAH/MWh** on **October 16**;

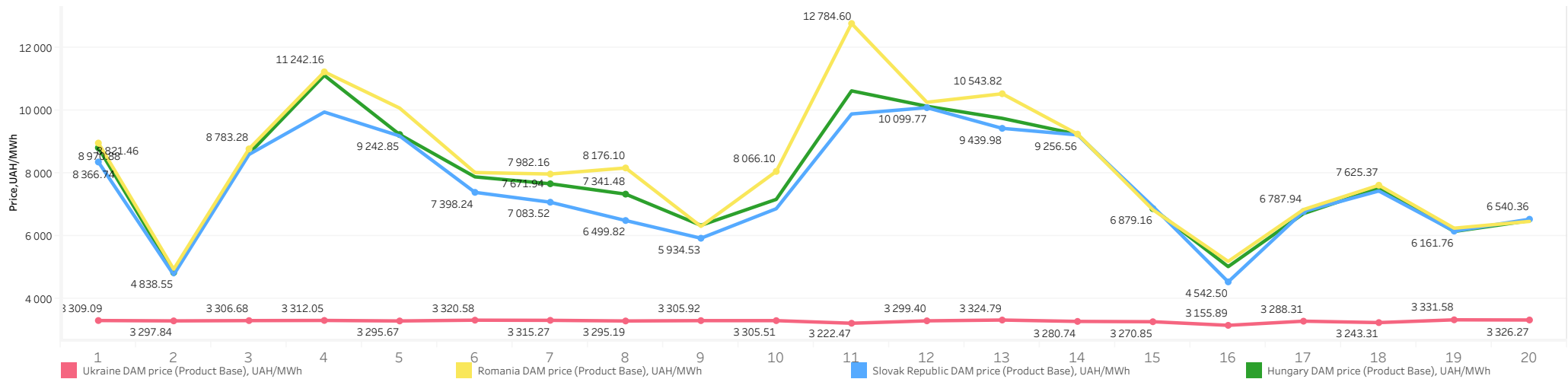
the DAM of **Romania**: the highest price was fixed in amount of **12 784,60 UAH/MWh** on **October 11**, the lowest one - in amount of **4 946,98 UAH/MWh** on **October 2**;

the DAM of **Slovak Republic**: the highest price was fixed in amount of **10 099,77 UAH/MWh** on **October 12**, the lowest one - in amount of **4 542,50 UAH/MWh** on **October 16**;

the DAM of **Hungary**: the highest price was fixed in amount of **11 128,75 UAH/MWh** on **October 4**, the lowest one - in amount of **4 838,55 UAH/MWh** on **October 2**.

* the calculation was made according to the unified Central European Time (CET) **Ukraine's IPS data ***all prices are net of VAT

The DAM prices (Product Base) of Ukraine, Romania, Slovak Republic and Hungary*



The DAM and the BCM prices for the period: October 1-20, 2022



The DAM and the BCM prices

Date	DAM price (Product Base), UAH/MWh	BCM price (Product Base), UAH/MWh	Price difference, UAH/MWh
1 October 2022	3 309.08	3 140.17	-168.91
2 October 2022	3 297.85	3 141.31	-156.54
3 October 2022	3 306.71	3 141.31	-165.40
4 October 2022	3 311.99	3 141.31	-170.68
5 October 2022	3 295.67	3 141.31	-154.36
6 October 2022	3 320.58	3 141.35	-179.23
7 October 2022	3 315.65	3 141.35	-174.30
8 October 2022	3 294.88	3 141.35	-153.53
9 October 2022	3 306.40	3 141.35	-165.05
10 October 2022	3 305.06	3 141.35	-163.71
11 October 2022	3 222.44	3 147.69	-74.75
12 October 2022	3 299.33	3 147.73	-151.60
13 October 2022	3 325.00	3 147.73	-177.27
14 October 2022	3 280.65	3 147.72	-132.93
15 October 2022	3 270.95	3 149.61	-121.34
16 October 2022	3 155.89	3 149.61	-6.28
17 October 2022	3 288.19	3 149.61	-138.58
18 October 2022	3 243.22	3 149.61	-93.61
19 October 2022	3 331.58	3 149.61	-181.97
20 October 2022	3 326.33	3 149.61	-176.72
Average indicator	3 290.37	3 145.04	-145.34

For the period of October 1-20,2022 the DAM price was **145,34 UAH/MWh** higher than the BCM price.

The highest price difference was fixed in amount of **181,97 UAH/MWh** on **October 19**,

the lowest one - in amount of **6,28 UAH/MWh** on **October 16**.

*The BCM price was calculated according to the results of UEB auctions for the sale of electricity under bilateral contracts held in the previous month (September 2022) and the month of supply (October 2022), for the purchase and sale of base load electricity for the month of supply (October 2022, respectively)

all prices are net of VAT *Ukraine's IPS data

