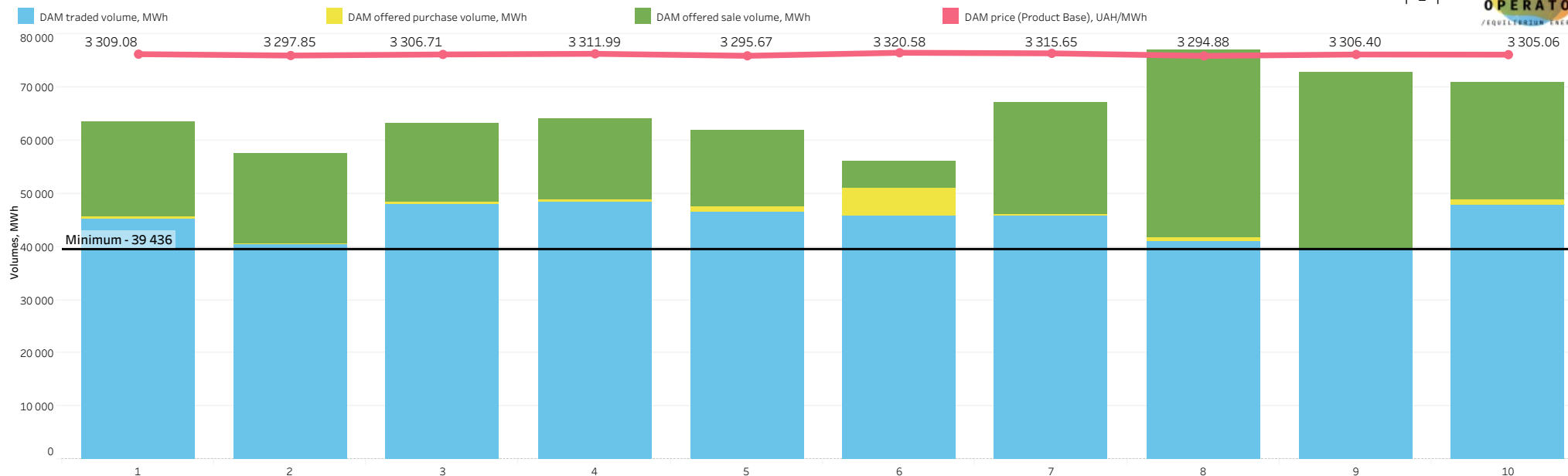




## Comparative analysis of the market for 10 days of October 2022:

1. Analysis of the day-ahead market (DAM) operation;
2. Analysis of the intraday market (IDM) operation;
3. Comparative analysis of DAM prices in Ukraine, Romania, Slovak Republic and Hungary;
4. Comparative analysis of DAM and bilateral contracts market (BCM) prices.

## Prices, traded and offered volumes on the DAM for the period: October 1-10, 2022



448 620 MWh were traded on the DAM in the first decade of October.

The largest traded volume of DAM was fixed in amount of 48 451 MWh on **October 4 (Tuesday)**,

and the smallest one - in amount of 39 436 MWh on **October 9 (Sunday)**.

The traded **sold** volume on the DAM was **31,5%** less than offered one for the first 10 days of October 2022.

The traded **purchased** volume on the DAM was **2,1%** less than offered one for the same period.

| Date             | DAM price (Product Base), UAH/MWh | DAM traded volume, MWh | DAM offered purchase volume, MWh | DAM offered sale volume, MWh | The difference between the DAM traded and offered purchase volume | The difference between the DAM traded and offered sale volume |
|------------------|-----------------------------------|------------------------|----------------------------------|------------------------------|---|---|
| October 1, 2022  | 3 309.08                          | 45 269                 | 45 705                           | 63 496                       | -1.0%   | -28.7%  |
| October 2, 2022  | 3 297.85                          | 40 407                 | 40 613                           | 57 634                       | -0.5%   | -29.9%  |
| October 3, 2022  | 3 306.71                          | 47 959                 | 48 447                           | 63 215                       | -1.0%   | -24.1%  |
| October 4, 2022  | 3 311.99                          | 48 451                 | 48 921                           | 64 108                       | -1.0%   | -24.4%  |
| October 5, 2022  | 3 295.67                          | 46 507                 | 47 521                           | 62 009                       | -2.1%   | -25.0%  |
| October 6, 2022  | 3 320.58                          | 45 874                 | 51 167                           | 56 128                       | -10.3%  | -18.3%  |
| October 7, 2022  | 3 315.65                          | 45 791                 | 46 082                           | 67 184                       | -0.6%   | -31.8%  |
| October 8, 2022  | 3 294.88                          | 41 104                 | 41 614                           | 77 113                       | -1.2%   | -46.7%  |
| October 9, 2022  | 3 306.40                          | 39 436                 | 39 436                           | 72 909                       | 0.0%  | -45.9%  |
| October 10, 2022 | 3 305.06                          | 47 822                 | 48 818                           | 70 920                       | -2.0%   | -32.6%  |
| <b>Total</b>     | <b>3 306.39</b>                   | <b>448 620</b>         | <b>458 323</b>                   | <b>654 716</b>               | <b>-2.1%</b>  | <b>-31.5%</b>   |

\*all prices are net of VAT \*\*Ukraine's IPS data

## Prices, traded and offered volumes on the IDM for the period: October 1-10, 2022

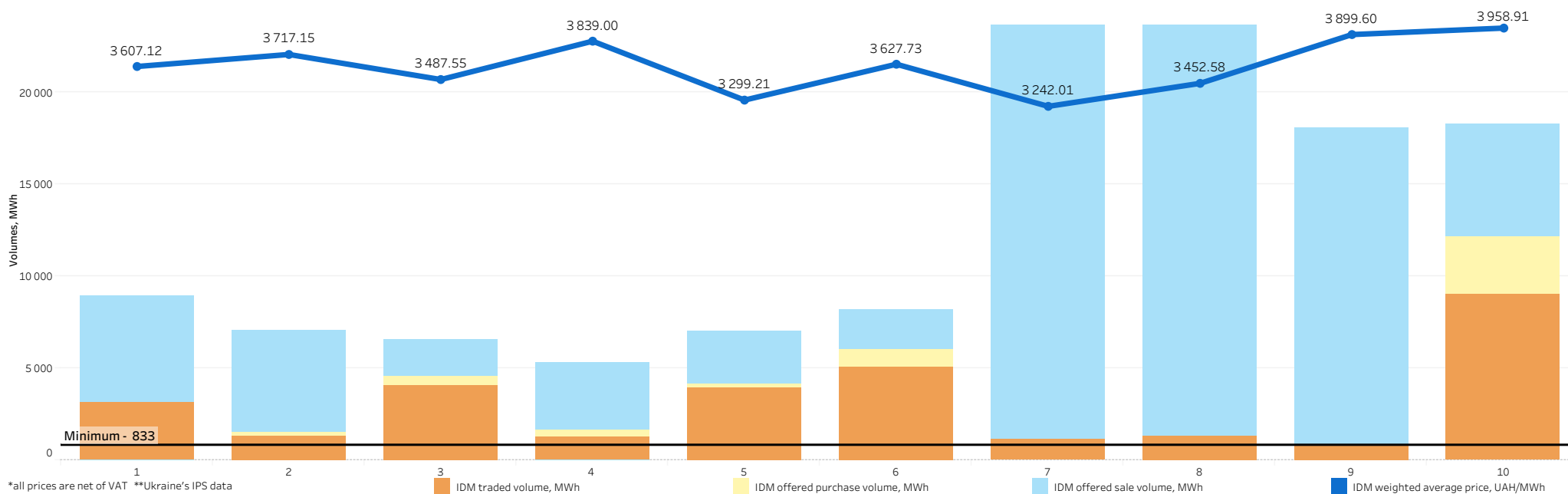
| Date             | IDM weighted average price, UAH/MWh | IDM traded volume, MWh | IDM offered purchase volume, MWh | IDM offered sale volume, MWh | The difference between the IDM traded and offered purchase volume | The difference between the IDM traded and offered sale volume |
|------------------|-------------------------------------|------------------------|----------------------------------|------------------------------|---|---|
| October 1, 2022  | 3 607.12                            | 3 091                  | 3 092                            | 8 957                        | 0.0%  | -65.5%  |
| October 2, 2022  | 3 717.15                            | 1 335                  | 1 523                            | 7 051                        | -12.4%  | -81.1%  |
| October 3, 2022  | 3 487.55                            | 4 073                  | 4 529                            | 6 576                        | -10.1%  | -38.1%  |
| October 4, 2022  | 3 839.00                            | 1 277                  | 1 633                            | 5 288                        | -21.8%  | -75.8%  |
| October 5, 2022  | 3 299.21                            | 3 908                  | 4 096                            | 6 967                        | -4.6%   | -43.9%  |
| October 6, 2022  | 3 627.73                            | 5 070                  | 5 970                            | 8 191                        | -15.1%  | -38.1%  |
| October 7, 2022  | 3 242.01                            | 1 126                  | 1 126                            | 23 597                       | 0.0%  | -95.2%  |
| October 8, 2022  | 3 452.58                            | 1 323                  | 1 323                            | 23 607                       | 0.0%  | -94.4%  |
| October 9, 2022  | 3 899.60                            | 833                    | 833                              | 18 071                       | 0.0%  | -95.4%  |
| October 10, 2022 | 3 958.91                            | 8 982                  | 12 112                           | 18 260                       | -25.8%  | -50.8%  |
| <b>Total</b>     | <b>3 660.16</b>                     | <b>31 017</b>          | <b>36 236</b>                    | <b>126 564</b>               | <b>-14.4%</b>   | <b>-75.5%</b>   |

31 017 MWh were traded on the IDM in the first decade of October.

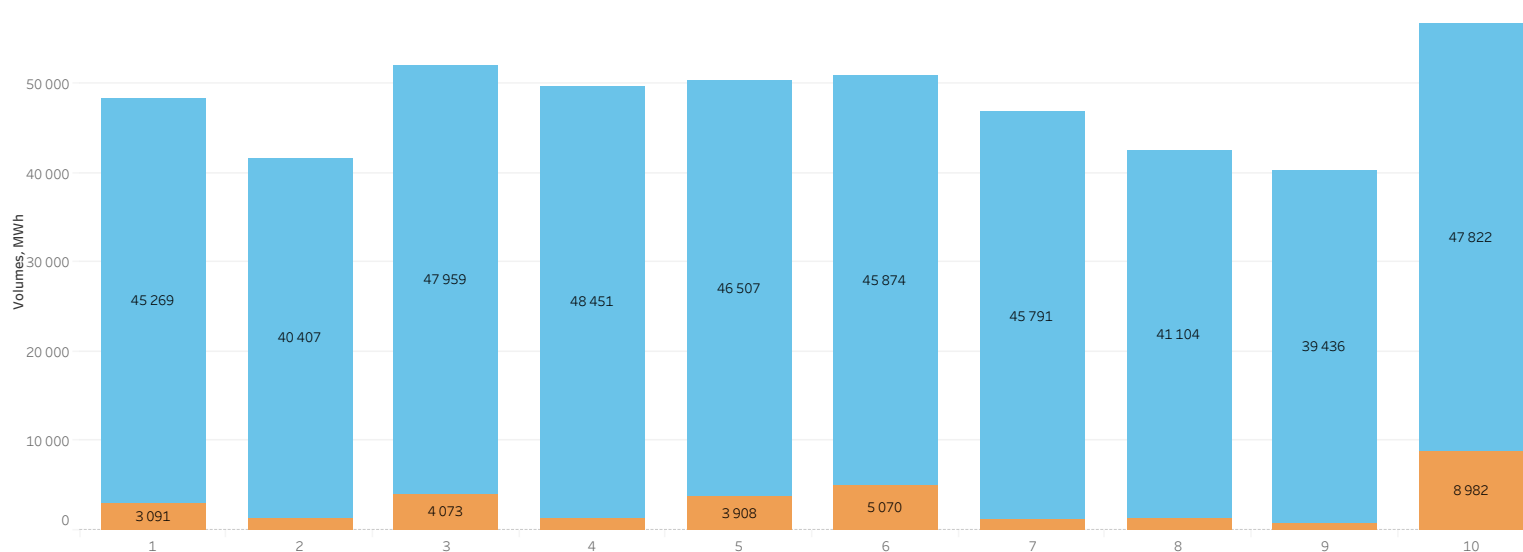
The largest traded volume of IDM was fixed in amount of 8 982 MWh on October 10 (Monday), and the smallest one - in amount of 833 MWh on October 9 (Sunday).

The traded sold volume on the IDM was 75,5% less than offered one for the first 10 days of October 2022.

The traded purchased volume on the IDM was 14,4% less than offered one for the same period.



Distribution of traded volumes on the DAM and on the IDM



The total traded amount of electricity within the two market segments amounted to **479 637 MWh** in the first decade of October 2022.

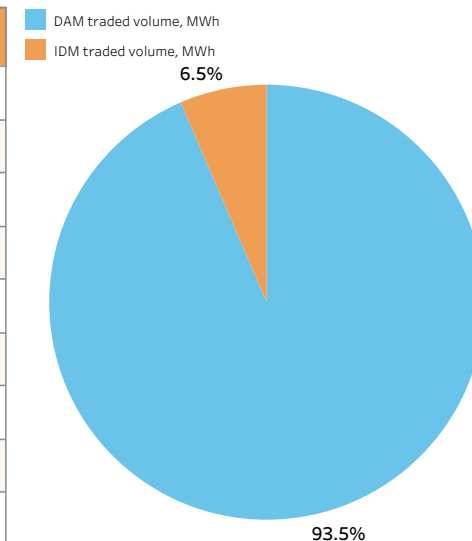
The share of the **DAM** was **93,5 %** or **448 620 MWh** in the total volume,

while the share of the **IDM** was almost **6,5%** or **31 017 MWh**.

The largest traded volume within the two market segments was fixed in amount of **56 804 MWh** on **October 10 (Monday)**, as well as the smallest one - in amount of **40 269 MWh** on **October 9 (Sunday)**.

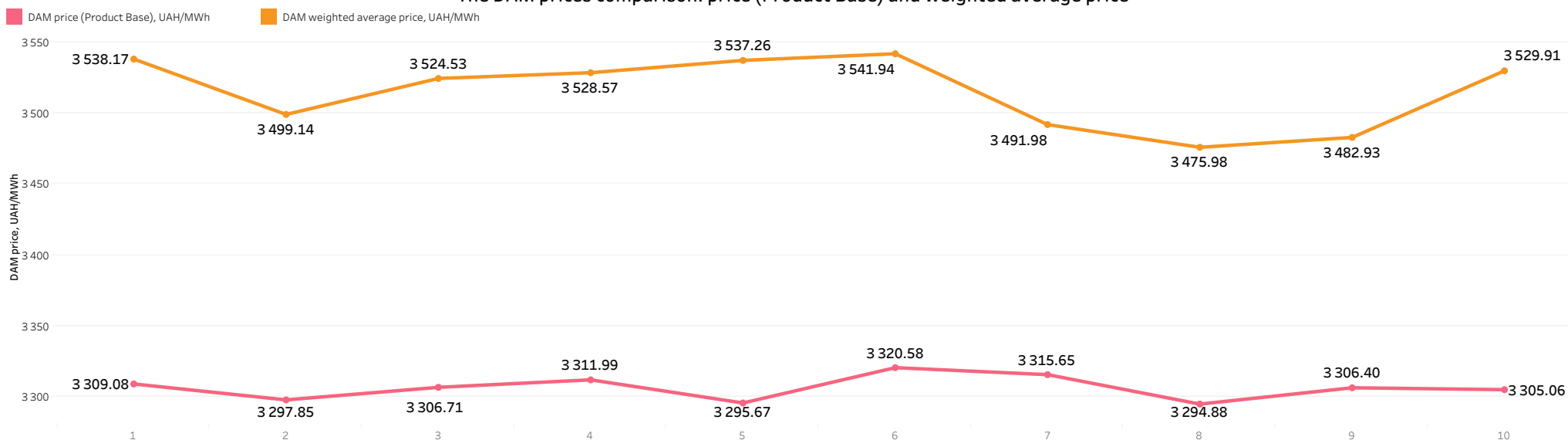
Volumes on the DAM and on the IDM

| Date             | Total volume, MWh | DAM traded volume, MWh | The share of the DAM volume in the total volume | IDM traded volume, MWh | The share of the IDM volume in the total volume |
|------------------|-------------------|------------------------|---|------------------------|---|
| October 1, 2022  | 48 360            | 45 269                 | 93.6%   | 3 091                  | 6.4%  |
| October 2, 2022  | 41 741            | 40 407                 | 96.8%   | 1 335                  | 3.2%  |
| October 3, 2022  | 52 032            | 47 959                 | 92.2%   | 4 073                  | 7.8%  |
| October 4, 2022  | 49 729            | 48 451                 | 97.4%   | 1 277                  | 2.6%  |
| October 5, 2022  | 50 415            | 46 507                 | 92.2%   | 3 908                  | 7.8%  |
| October 6, 2022  | 50 943            | 45 874                 | 90.0%   | 5 070                  | 10.0%   |
| October 7, 2022  | 46 917            | 45 791                 | 97.6%   | 1 126                  | 2.4%  |
| October 8, 2022  | 42 426            | 41 104                 | 96.9%   | 1 323                  | 3.1%  |
| October 9, 2022  | 40 269            | 39 436                 | 97.9%   | 833                    | 2.1%  |
| October 10, 2022 | 56 804            | 47 822                 | 84.2%   | 8 982                  | 15.8%   |
| <b>Total</b>     | <b>479 637</b>    | <b>448 620</b>         | <b>93.5%</b>                                    | <b>31 017</b>          | <b>6.5%</b>                                     |



## The DAM prices for the period: October 1-10, 2022

### The DAM prices comparison: price (Product Base) and weighted average price



### The DAM prices

| Date              | DAM price (Product Base), UAH/MWh | Comparison of the DAM price with the previous day | DAM weighted average price, UAH/MWh | The difference between the DAM weighted average price and the DAM price (Product Base), UAH/MWh | DAM price (Product Peak), UAH/MWh | DAM price (Product OffPeak), UAH/MWh |
|-------------------|-----------------------------------|---|-------------------------------------|---|-----------------------------------|--------------------------------------|
| October 1, 2022   | 3 309.08                          | -0.1%   | 3 538.17                            | +229.09   | 3 957.50                          | 2 660.66                             |
| October 2, 2022   | 3 297.85                          | -0.3%   | 3 499.14                            | +201.29   | 3 935.17                          | 2 660.52                             |
| October 3, 2022   | 3 306.71                          | 0.3%  | 3 524.53                            | +217.82   | 3 951.65                          | 2 661.77                             |
| October 4, 2022   | 3 311.99                          | 0.2%  | 3 528.57                            | +216.58   | 3 960.40                          | 2 663.57                             |
| October 5, 2022   | 3 295.67                          | -0.5%   | 3 537.26                            | +241.59   | 3 933.92                          | 2 657.43                             |
| October 6, 2022   | 3 320.58                          | 0.8%  | 3 541.94                            | +221.36   | 3 975.25                          | 2 665.91                             |
| October 7, 2022   | 3 315.65                          | -0.1%   | 3 491.98                            | +176.33   | 3 966.29                          | 2 665.01                             |
| October 8, 2022   | 3 294.88                          | -0.6%   | 3 475.98                            | +181.10   | 3 938.58                          | 2 651.18                             |
| October 9, 2022   | 3 306.40                          | 0.3%  | 3 482.93                            | +176.53   | 3 952.59                          | 2 660.20                             |
| October 10, 2022  | 3 305.06                          | 0.0%  | 3 529.91                            | +224.85   | 3 969.17                          | 2 640.95                             |
| Average indicator | <b>3 306.39</b>                   |   | <b>3 516.30</b>                     | <b>+209.91</b>  | <b>3 954.05</b>                   | <b>2 658.72</b>                      |

For the period of October 1-10, 2022:

DAM price (Product Base) was **3 306,39 UAH/MWh**,  
 DAM weighted average price was **3 516,30 UAH/MWh**,  
 DAM price (Product Peak) was **3 954,05 UAH/MWh**,  
 DAM price (Product OffPeak) was **2 658,72 UAH/MWh**,

The highest price of the DAM (Product Base) was fixed in amount of **3 320,58 UAH/MWh** on **October 6 (Thursday)**, and the lowest one - in amount of **3 294,88 UAH/MWh** on **October 8 (Saturday)**.

The highest weighted average price on the DAM was fixed in amount of **3 531,44 UAH/MWh** on **October 6 (Thursday)**, and the lowest one - in amount of **3 424,04 UAH/MWh** on **October 8 (Saturday)**.

The difference between the weighted average price on the DAM and the DAM (Product Base) was **209,91 UAH/MWh** in the first decade of October 2022.

## The DAM and IDM prices comparison for the period: October 1-10, 2022



The largest difference in the hour between weighted average price on the IDM and on the DAM price (Product Base) was recorded on 2 p.m. **October 5** and amounted to **141,86 UAH/MWh**.

**The difference between hourly prices: the DAM price (Product Base) and weighted average price of the IDM, UAH/MWh**

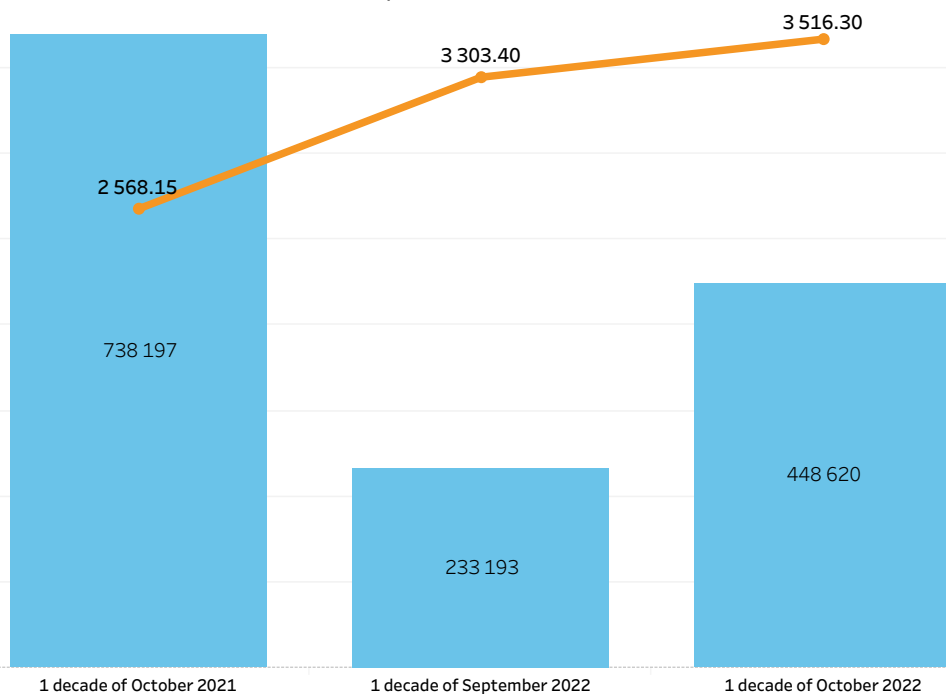
| Date       | Timeline (hour) |        |        |        |        |       |       |        |       |        |        |        |         |                |        |        |        |       |        |      |      |        |        |       |
|------------|-----------------|--------|--------|--------|--------|-------|-------|--------|-------|--------|--------|--------|---------|----------------|--------|--------|--------|-------|--------|------|------|--------|--------|-------|
|            | 1               | 2      | 3      | 4      | 5      | 6     | 7     | 8      | 9     | 10     | 11     | 12     | 13      | 14             | 15     | 16     | 17     | 18    | 19     | 20   | 21   | 22     | 23     | 24    |
| 01.10.2022 | -0.88           | -0.80  | -0.63  | -20.00 | -20.00 | -1.08 | -0.72 | 0.00   | 0.00  | 0.00   | -78.30 | -78.30 | -78.30  | -78.30         | -78.30 | -78.30 | 0.00   | 0.00  | 0.00   | 0.00 | 0.00 | -14.00 | -14.00 | 0.00  |
| 02.10.2022 | -0.58           | -1.41  | -1.72  | -5.00  | -5.00  | -6.00 | -6.00 | -20.00 | 0.00  | 0.00   | 0.00   | 0.00   | -112.41 | -76.00         | -76.00 | -76.10 | -7.00  | -7.00 | -14.00 | 0.00 | 0.00 | -14.00 | -14.00 | 0.00  |
| 03.10.2022 | -0.76           | -1.75  | -11.00 | -12.00 | -12.00 | -2.24 | 0.00  | 0.00   | 0.00  | 0.00   | 0.00   | -94.36 | -78.10  | -76.08         | -90.62 | -94.58 | 0.00   | 0.00  | 0.00   | 0.00 | 0.00 | -4.98  | -14.00 | 0.00  |
| 04.10.2022 | -1.36           | -1.82  | -1.64  | -16.00 | -9.00  | -2.29 | 0.00  | 0.00   | 0.00  | 0.00   | -2.00  | -90.37 | -78.09  | -76.30         | -78.09 | -2.00  | 0.00   | 0.00  | 0.00   | 0.00 | 0.00 | 0.00   | -5.00  | 0.00  |
| 05.10.2022 | 0.00            | -46.09 | -46.09 | -5.00  | -5.00  | -0.87 | 0.00  | 0.00   | 0.00  | 0.00   | -2.00  | -89.03 | -74.90  | <b>-141.86</b> | -98.96 | -94.87 | 0.00   | 0.00  | 0.00   | 0.00 | 0.00 | 0.00   | 0.00   | 0.00  |
| 06.10.2022 | 0.00            | -1.89  | -1.84  | -1.76  | -1.78  | -1.85 | 0.00  | 0.00   | 0.00  | 0.00   | 0.00   | -2.00  | -78.10  | -78.30         | -78.30 | -30.00 | 0.00   | 0.00  | 0.00   | 0.00 | 0.00 | 0.00   | 0.00   | 0.00  |
| 07.10.2022 | 0.00            | -2.30  | -2.98  | -2.63  | -2.61  | -2.86 | 0.00  | 0.00   | 0.00  | 0.00   | -1.00  | -1.00  | -77.00  | -22.51         | -75.90 | -22.99 | -2.00  | 0.00  | 0.00   | 0.00 | 0.00 | 0.00   | -5.00  | -1.55 |
| 08.10.2022 | -9.00           | -9.00  | -38.50 | -30.00 | -39.00 | -9.00 | -1.92 | -1.90  | -2.00 | -60.00 | -77.00 | -77.00 | -60.00  | -78.30         | -78.30 | -78.30 | -60.00 | 0.00  | 0.00   | 0.00 | 0.00 | 0.00   | 0.00   | 0.00  |
| 09.10.2022 | -1.54           | -5.00  | -5.00  | -39.00 | -5.00  | -5.00 | -2.14 | -2.00  | -2.00 | -78.40 | -65.00 | -65.00 | -65.00  | -65.00         | -65.00 | -78.30 | -75.00 | -1.94 | 0.00   | 0.00 | 0.00 | 0.00   | 0.00   | -1.89 |
| 10.10.2022 | -13.00          | -8.00  | -8.00  | -37.30 | -37.30 | -8.00 | -1.55 | 0.00   | 0.00  | 0.00   | -30.00 | -62.00 | -62.00  | -62.00         | -62.00 | -62.00 | -30.00 | 0.00  | 0.00   | 0.00 | 0.00 | 0.00   | 0.00   | 0.00  |

\*all prices are net of VAT \*\*Ukraine's IPS data

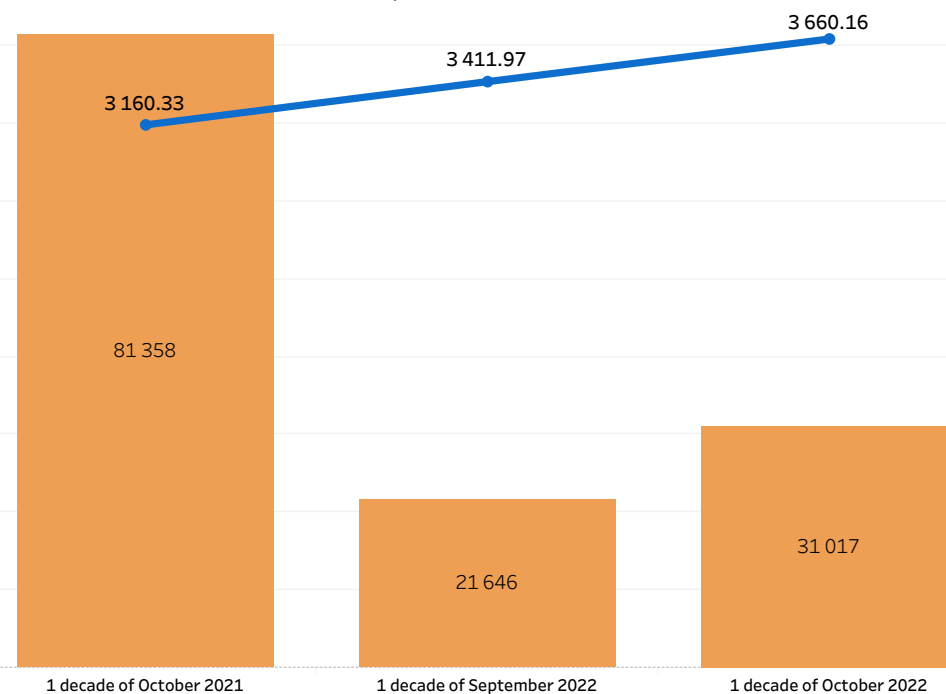
## Weighted average prices and traded volumes on the DAM and IDM compared with the previous periods

| Indicator                           | 1 decade of October 2021 | 1 decade of September 2022 | 1 decade of October 2022 |
|-------------------------------------|--------------------------|----------------------------|--------------------------|
| DAM weighted average price, UAH/MWh | 2 568.15                 | 3 303.40                   | 3 516.30                 |
| DAM traded volume, MWh              | 738 197                  | 233 193                    | 448 620                  |
| IDM weighted average price, UAH/MWh | 3 160.33                 | 3 411.97                   | 3 660.16                 |
| IDM traded volume, MWh              | 81 358                   | 21 646                     | 31 017                   |

Weighted average prices and traded volumes on the DAM for the periods:  
October 2021, 1-10; September 2022, 1-10; October 2022, 1-10



Weighted average prices and traded volumes on the IDM for the periods:  
October 2021, 1-10; September 2022, 1-10; October 2022, 1-10



\*all prices are net of VAT \*\*Ukraine's IPS data

## The DAM prices of Ukraine, Romania, Slovak Republic and Hungary for the period: October 1-10, 2022

The DAM prices (Product Base)\*

| Date              | Ukraine DAM price (Product Base), UAH/MWh | Romania DAM price (Product Base), UAH/MWh | Slovak Republic DAM price (Product Base), UAH/MWh | Hungary DAM price (Product Base), UAH/MWh |
|-------------------|---|---|---|---|
| October 1, 2022   | 3 309.09                                  | 8 970.88                                  | 8 366.74  | 8 821.46                                  |
| October 2, 2022   | 3 297.84                                  | 4 946.98                                  | 4 768.33  | 4 838.55                                  |
| October 3, 2022   | 3 306.68                                  | 8 783.28                                  | 8 606.22  | 8 632.46                                  |
| October 4, 2022   | 3 312.05                                  | 11 242.16                                 | 9 959.08  | 11 128.75                                 |
| October 5, 2022   | 3 295.67                                  | 10 085.65                                 | 9 196.29  | 9 242.85                                  |
| October 6, 2022   | 3 320.58                                  | 8 030.14                                  | 7 398.24  | 7 891.86                                  |
| October 7, 2022   | 3 315.27                                  | 7 982.16                                  | 7 083.52  | 7 671.94                                  |
| October 8, 2022   | 3 295.19                                  | 8 176.10                                  | 6 499.82  | 7 341.48                                  |
| October 9, 2022   | 3 305.92                                  | 6 312.78                                  | 5 934.53  | 6 345.77                                  |
| October 10, 2022  | 3 305.51                                  | 8 066.10                                  | 6 875.94  | 7 173.76                                  |
| Average indicator | <b>3 306.38</b>                           | <b>8 259.62</b>                           | <b>7 468.87</b>                                   | <b>7 908.89</b>                           |

The DAM prices comparison to the previous day\*

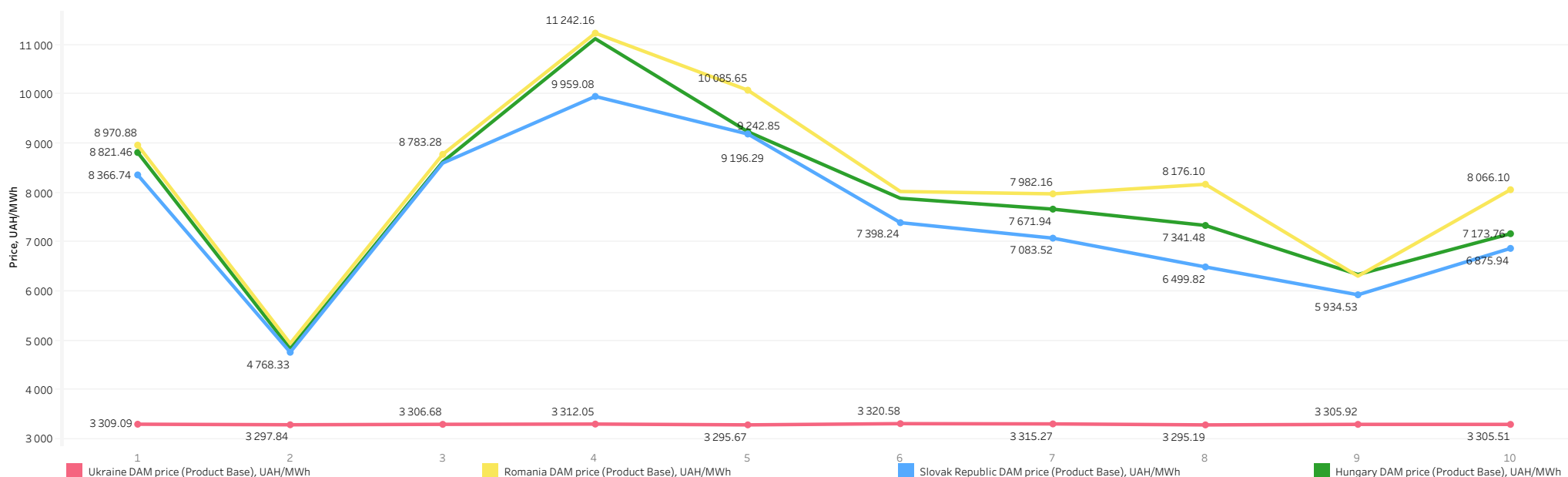
| Date             | DAM price comparison to the previous day, Ukraine | DAM price comparison to the previous day, Romania | DAM price comparison to the previous day, Slovak Republic | DAM price comparison to the previous day, Hungary |
|------------------|---|---|---|---|
| October 1, 2022  | -0.1%   | -31.4%  | -36.1%  | -32.0%  |
| October 2, 2022  | -0.3%   | -44.9%  | -43.0%  | -45.2%  |
| October 3, 2022  | 0.3%  | 77.5%   | 80.5%   | 78.4%   |
| October 4, 2022  | 0.2%  | 28.0%   | 15.7%   | 28.9%   |
| October 5, 2022  | -0.5%   | -10.3%  | -7.7%   | -16.9%  |
| October 6, 2022  | 0.8%  | -20.4%  | -19.6%  | -14.6%  |
| October 7, 2022  | -0.2%   | -0.6%   | -4.3%   | -2.8%   |
| October 8, 2022  | -0.6%   | 2.4%  | -8.2%   | -4.3%   |
| October 9, 2022  | 0.3%  | -22.8%  | -8.7%   | -13.6%  |
| October 10, 2022 | 0.0%  | 27.8%   | 15.9%   | 13.0%   |

For the period of October 1-10, 2022:

the DAM of **Ukraine**: the highest price was fixed in amount of **3 320,58 UAH/MWh** on **October 6**, the lowest one - in amount of **3 295,19 UAH/MWh** on **October 8**;  
 the DAM of **Romania**: the highest price was fixed in amount of **11 242,16 UAH/MWh** on **October 4**, the lowest one - in amount of **4 946,98 UAH/MWh** on **October 2**;  
 the DAM of **Slovak Republic**: the highest price was fixed in amount of **9 959,08 UAH/MWh** on **October 4**, the lowest one - in amount of **4 768,33 UAH/MWh** on **October 2**;  
 the DAM of **Hungary**: the highest price was fixed in amount of **11 128,75 UAH/MWh** on **October 4**, the lowest one - in amount of **4 838,55 UAH/MWh** on **October 2**.

\* the calculation was made according to the unified Central European Time (CET) \*\*Ukraine's IPS data \*\*\*all prices are net of VAT

The DAM prices (Product Base) of Ukraine, Romania, Slovak Republic and Hungary\*





# The DAM and the BCM prices for the period: October 1-10, 2022



## The DAM and the BCM prices

| Date              | DAM price (Product Base), UAH/MWh | BCM price (Product Base), UAH/MWh | Price difference, UAH/MWh |
|-------------------|-----------------------------------|-----------------------------------|---------------------------|
| October 1, 2022   | 3 309.08                          | 3 140.17                          | -168.91                   |
| October 2, 2022   | 3 297.85                          | 3 141.31                          | -156.54                   |
| October 3, 2022   | 3 306.71                          | 3 141.31                          | -165.40                   |
| October 4, 2022   | 3 311.99                          | 3 141.31                          | -170.68                   |
| October 5, 2022   | 3 295.67                          | 3 141.31                          | -154.36                   |
| October 6, 2022   | 3 320.58                          | 3 141.35                          | -179.23                   |
| October 7, 2022   | 3 315.65                          | 3 141.35                          | -174.30                   |
| October 8, 2022   | 3 294.88                          | 3 141.35                          | -153.53                   |
| October 9, 2022   | 3 306.40                          | 3 141.35                          | -165.05                   |
| October 10, 2022  | 3 305.06                          | 3 141.35                          | -163.71                   |
| Average indicator | 3 306.39                          | 3 141.22                          | -165.17                   |

For the period of October 1-10, 2022 on average, the DAM price was **165,17 UAH/MWh** higher than the BCM price.

The highest price difference was fixed in amount of **179,23 UAH/MWh** on **October 6,**

the lowest one - in amount of **153,53 UAH/MWh** on **October 8.**

\*The BCM price was calculated according to the results of UEB auctions for the sale of electricity under bilateral contracts held in the previous month (September) and the month of supply (October), for the purchase and sale of base load electricity for the month of supply (October 2022, respectively)

\*\*all prices are net of VAT \*\*\*Ukraine's IPS data

