

Emphases of DAM and IDM August 2022



August 2022

DAM RESULTS in the IPS of UKRAINE

Legislative changes in the electricity market, extended in August :

Law of Ukraine dated on 29.07.2022 № 2479-IX

«On the features of regulating relations on the natural gas market and in the heat supply during martial law, and their subsequent restoration»

the electricity producers (except those which have a "green" tariff, and producers that have acquired the right to support by the results of the auction) will sell electricity under the bilateral contracts exclusively through electronic auctions temporarily, until April 1, 2023.

NEURC`s Resolution № 332 dated on 25.02.2022 (with changes from 27.02.2022):

- restrictions on the minimum declared prices on the DAM in the IPS :
 - 2 646,25 UAH/MWh (net of VAT) - for hours of maximum load (from 07:00 to 23:00)
 - 1 378,97 UAH/MWh (net of VAT) - for hours of minimum load (from 00:00 to 07:00 and from 23:00 to 24:00)
- Price Caps on the DAM in the IPS :
 - 4 000 UAH/MWh (net of VAT) - for hours of maximum load (from 07:00 to 23:00)
 - 2 000 UAH/MWh (net of VAT) - for hours of minimum load (from 00:00 to 07:00 and from 23:00 to 24:00)

Order of the Ministry of Energy of Ukraine dated on 28.02.2022 №94

«On stabilization of the electricity market operating»

The NPC UKRENERGO determines the DAM maximum sales volume in the amount of zero MWh (0 MWh) for market participants that are electricity suppliers and/or traders, temporarily, from March 2, 2022, and for the period of martial law in Ukraine.

The volume of
accepted
electricity

788,4
GWh

BASE
Index

2 864,08
UAH/MWh

130

of active
participants

UAH 2,832 billion (including VAT)
was transferred to electricity sellers
on the DAM

DAM in the IPS in AUGUST 2022



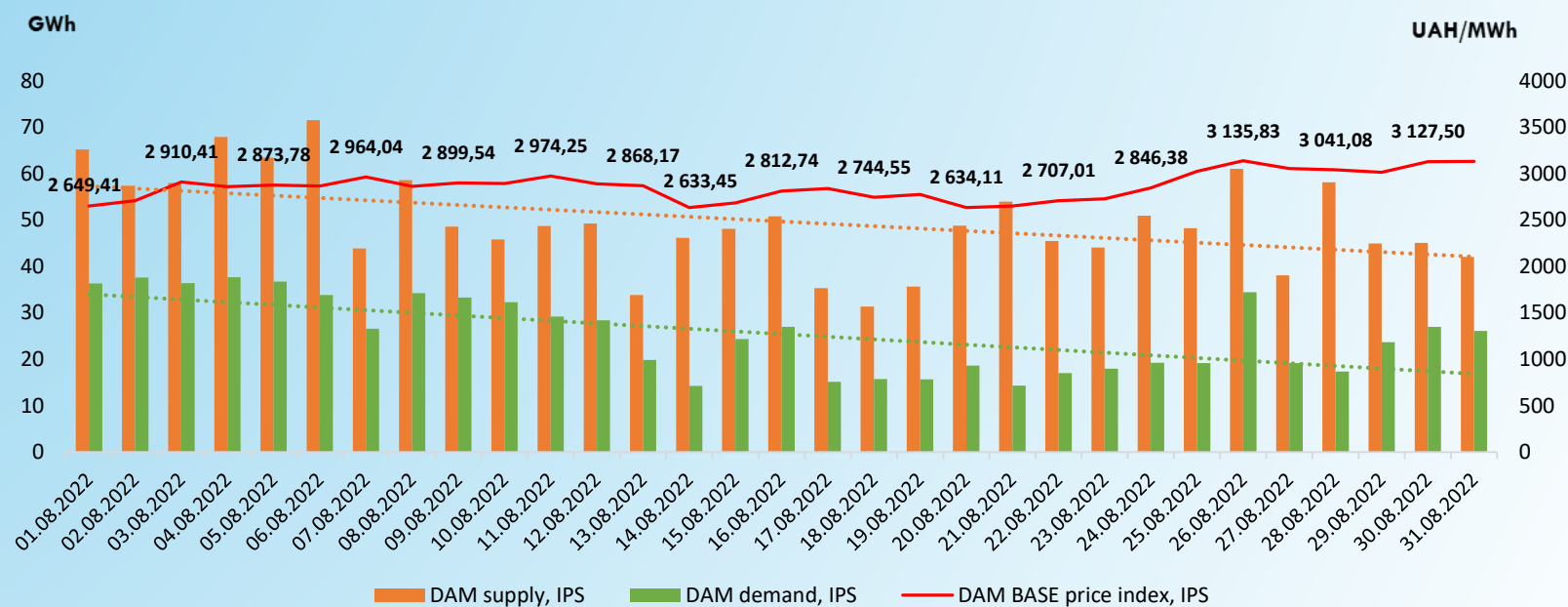
Emphases:

- ✓ **The DAM BASE index in the IPS increased by +12,1% in August (+ UAH 309,37)**
- ✓ **Increase in demand by +19,3% (+130,7 GWh, demand amounted to 808,2 GWh in August) from electricity producers and suppliers**
- ✓ **Decrease in supply by -30,6% (-678,4 GWh, supply in August amounted to 1 539,7 GWh) from producers**
- ✓ **Decrease in unaccepted volume by -50% (-751,1 GWh, unaccepted volume was 751,3 GWh in August)**
- ✓ **The BASE index on European markets was higher than the IPS base load price index**

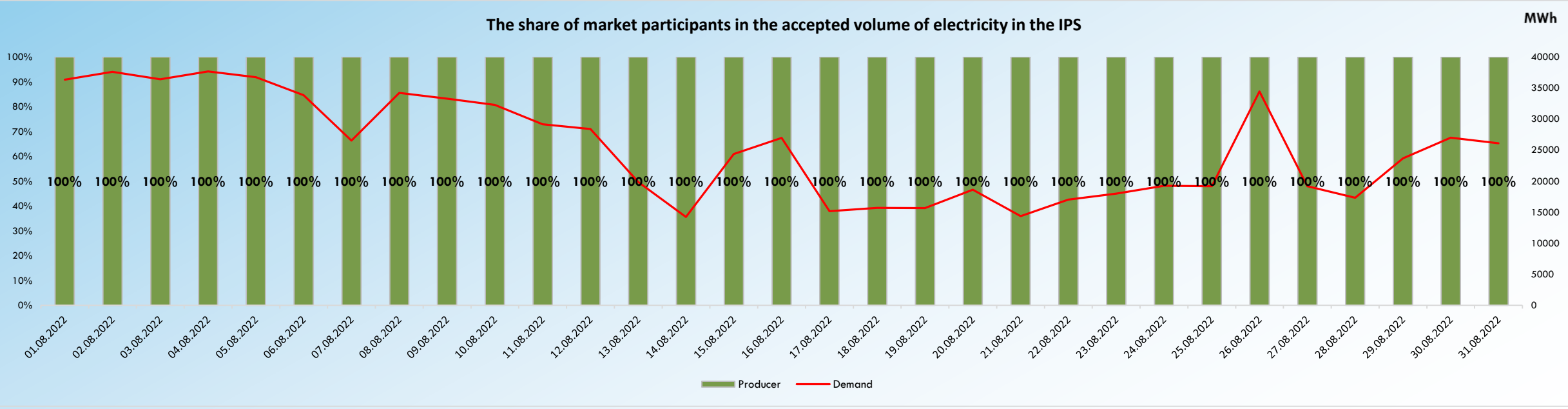
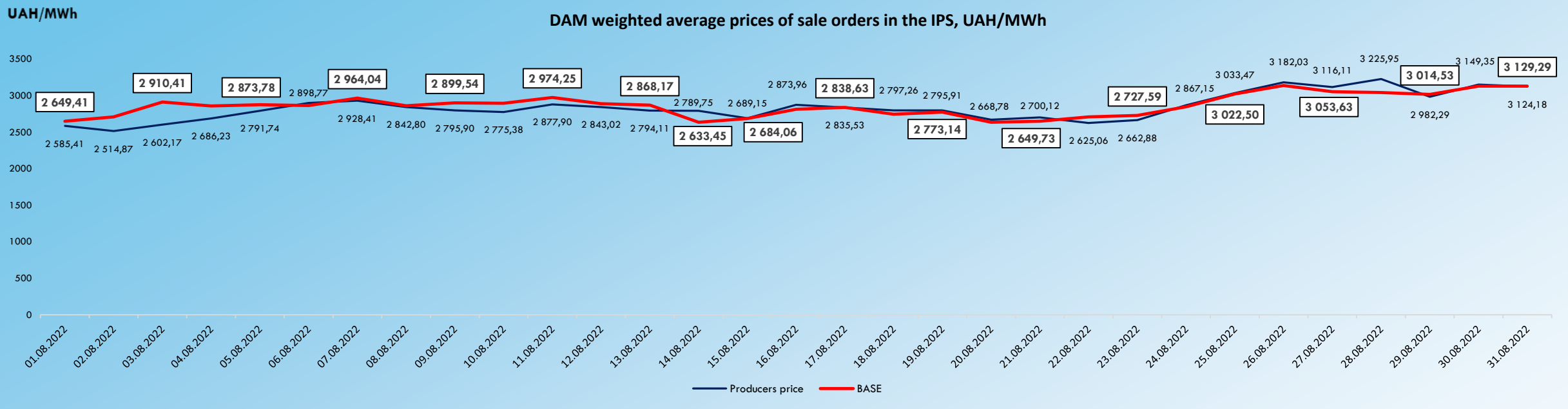
*comparison with July 2022

**Sales volumes of the Guaranteed buyer are considered in sales volumes of producers, purchase volumes of the Guaranteed buyer - in purchase volumes of suppliers

DAM demand and supply in the IPS



DAM in the IPS



August 2022

IDM RESULTS in the IPS of UKRAINE

**UAH 0,178 billion (including VAT)
was transferred to electricity sellers
on the IDM**

Legislative changes in the electricity market, extended in August :

NEURC`s Resolution № 332 dated on 25.02.2022 (with changes from 31.05.2022):

the DAM/IDM participants of the trading zone «the IPS of Ukraine» should indicate the price of electricity in their IDM orders at least 102% of the IDM price, defined by the MO for each settlement period of the respective delivery day

**The volume of
accepted
electricity**

**49,4
GWh**

**Weighted average
price**

**3 002,54
UAH/MWh**

**110
of active
participants**

IDM in the IPS in AUGUST 2022



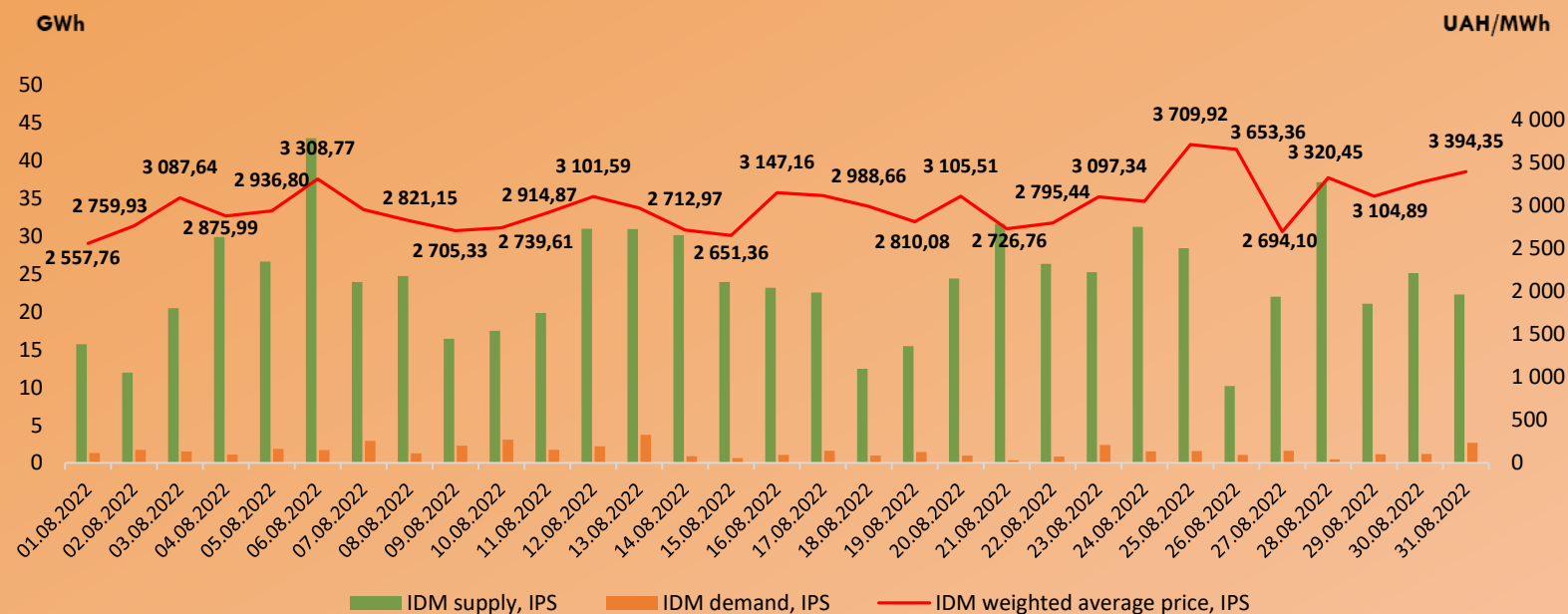
Emphases:

- ✓ Increase in the IDM weighted average price in the IPS by +10,2% (+UAH 278,20)
- ✓ Increase in demand by +11,1% (+5,4 GWh, demand amounted to 54,4 GWh in August) from producers and suppliers, declared purchase volumes from traders were minor and significantly reduced
- ✓ Decrease in supply by -25% (-250,9 GWh, supply amounted to 752,9 GWh in August) from all market participants
- ✓ The IDM weighted average prices in the IPS are lower than those in the European countries

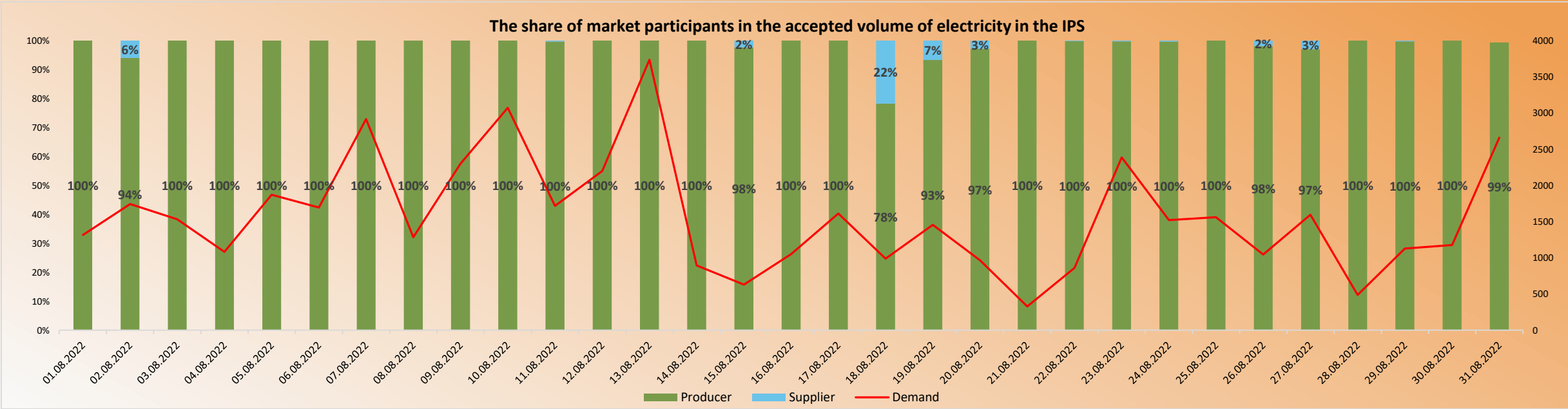
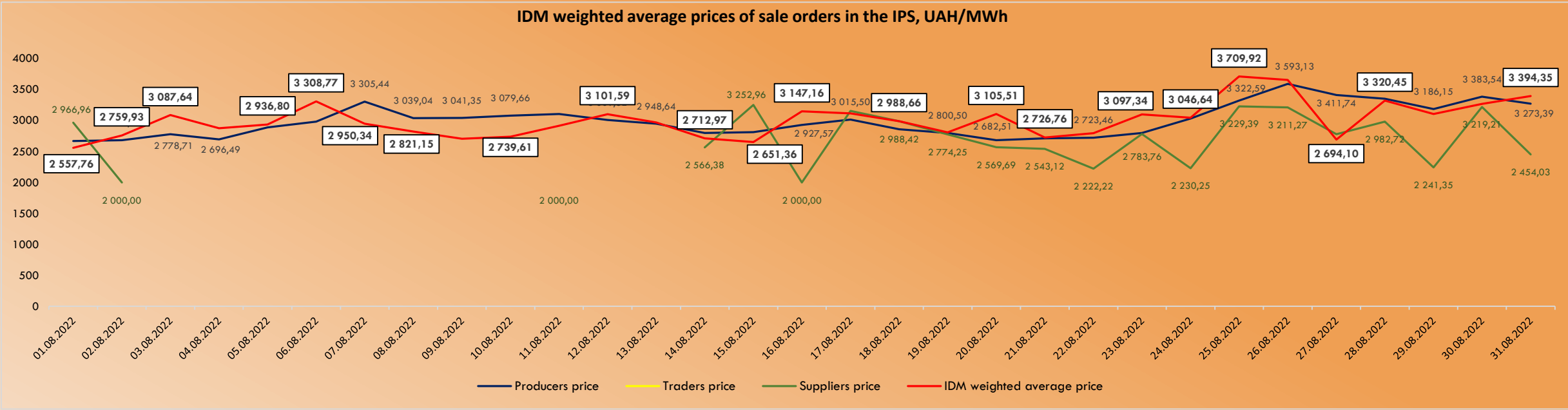
* comparison with July 2022

**Sales volumes of the Guaranteed buyer are considered in sales volumes of producers, purchase volumes of the Guaranteed buyer - in purchase volumes of suppliers

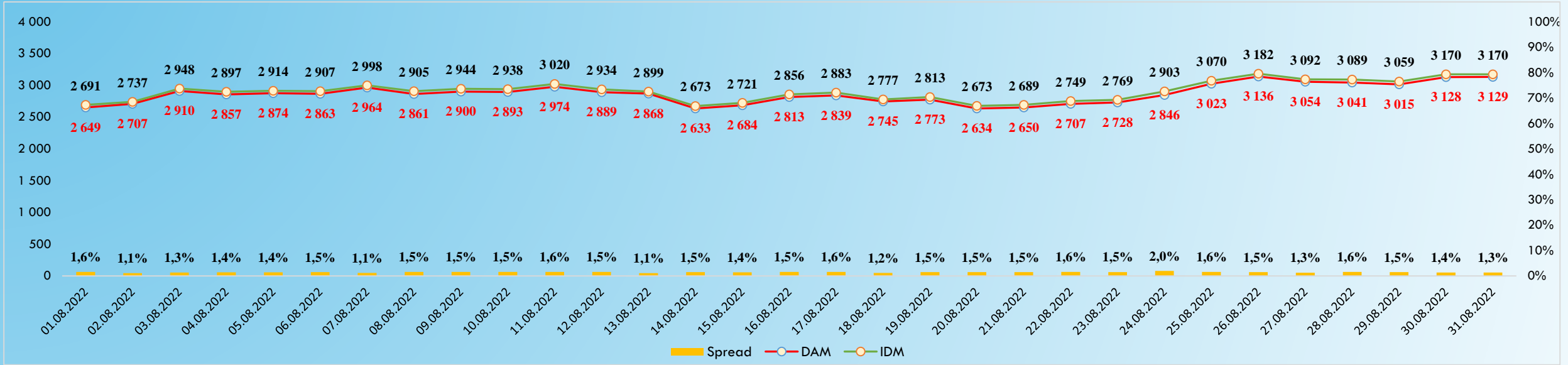
IDM demand and supply in the IPS



IDM in the IPS



DAM/IDM price spread in the IPS



DAM/IDM price spread (average hourly prices) in the IPS



The spread is calculated at the average prices of the respective days and hours. In the absence of trading at certain hours on the IDM, the relevant DAM data were not taken into account in the calculation

Price indices of the European countries

The DAM average prices in the IPS of Ukraine were lower than the corresponding indicators of neighboring countries in August 2022 : the base-load price indices in the IPS were lower from -71,7% to -84,4%.



Prices:		DAM		Comparison with other countries						
		UA	PL	RO	HU	SK				
			IPS/PL	IPS/RO	IPS/HU	IPS/SK				
BASE	UAH/MWh	2 864,08	10 124,13	-71,7%	18 151,86	-84,2%	18 331,72	-84,4%	18 214,65	-84,3%
PEAK	UAH/MWh	3 157,95	10 844,42	-70,9%	18 637,07	-83,1%	18 756,91	-83,2%	18 624,93	-83,0%
OFFPEAK	UAH/MWh	2 570,22	8 932,28	-71,2%	17 666,63	-85,5%	17 906,52	-85,6%	17 804,33	-85,6%

The IDM weighted average prices in the IPS of Ukraine were lower than the corresponding indicators of the European countries in August 2022: from -81,8% to -84,5%.

Price:		IDM	Comparison with other countries			
		UA	SK	CZ		
			IPS/SK	IPS/CZ		
Weighted average	UAH/MWh	3 002,54	19 433,48	-84,5%	16 530,92	-81,8%

Price indices of the European countries

European DAM prices increased significantly in August 2022 compared to July 2022. The increase in the countries bordering Ukraine ranged from +31,3% in Poland to +49,1% in Czech Republic.



BASE index on the spot markets of Europe and Ukraine, EUR/MWh

	2022							
	January	February	March	April	May	June	July	August
Ukraine, IPS	82,29	61,16	67,64	70,00	72,01	71,86	80,61	77,25
Ukraine, BEI	78,93	78,20						
Slovakia	194,64	171,33	279,34	183,41	194,77	235,53	368,23	492,12
Poland	146,5	115,57	143,75	125,71	139,95	184,45	224,24	294,40
Romania	192	188,51	274,22	174,3	202,25	230,19	367,19	490,40
Hungary	204,77	194,27	285,58	189,18	204,84	236,79	371,10	495,29
Czech Republic	179,57	154,98	260,15	174,09	188,99	224,75	319,45	476,38

Tendencies of the BASE index on the spot markets of Europe and Ukraine, EUR/MWh

