



COMPARATIVE ANALYSIS

of the day-ahead market and
the intraday market operating

for 20 days of August and July 2022

*Market Surveillance Department
Surveillance division
23.08.2022*

THE MAIN INDICATORS OF DAM AND IDM

➤ Day-ahead market

Indicator	20 days of August 2022	20 days of July 2022	Change, %	11-20 August, 2022	01-10 August, 2022	Change, %	11-20 July, 2022	Change, %
Base index, UAH/MWh	2 816,57	2 500,39	↑+ 12,65%	2 785,25	2 847,89	↓ - 2,20%	2 612,79	↑+ 6,60%
Peak index, UAH/MWh	3 073,34	2 759,21	↑+ 11,38%	3 027,15	3 119,53	↓ - 2,96%	2 813,76	↑+ 7,58%
Off-peak index, UAH/MWh	2 559,81	2 241,57	↑+ 14,20%	2 543,36	2 576,25	↓ - 1,28%	2 411,83	↑+ 5,45%
DAM weighted average price, UAH/MWh	2 928,70	2 592,55	↑+ 12,97%	2 894,87	2 949,10	↓ - 1,84%	2 655,20	↑+ 9,03%
DAM volume of purchase and sale, MWh	552 947,3	405 142,4	↑+ 36,48%	208 048,7	344 898,6	↓ - 39,68%	214 433,3	↓ - 2,98%
DAM average daily volume of trades, MWh	27 647,4	20 257,1	↑+ 36,48%	20 804,9	34 489,9	↓ - 39,68%	21 443,3	↓ - 2,98%

➤ Intraday market

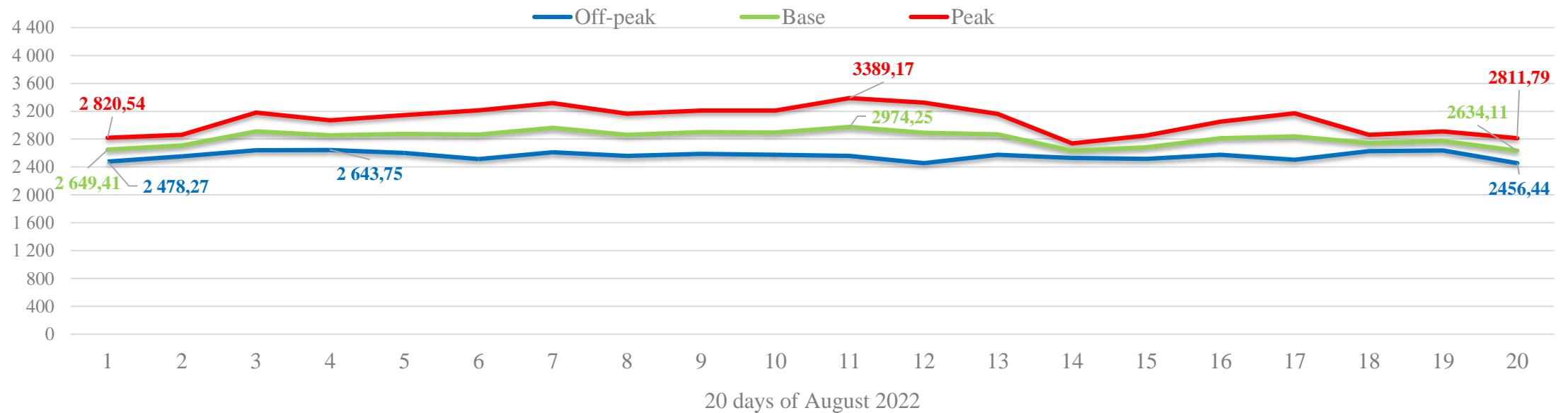
Indicator	20 days of August 2022	20 days of July 2022	Change, %	11-20 August, 2022	01-10 August, 2022	Change, %	11-20 July, 2022	Change, %
IDM weighted average price, UAH/MWh	2 917,33	2 684,39	↑+ 8,68%	2 975,41	2 869,23	↑+ 3,70%	2 772,80	↑+ 7,31%
IDM volume of purchase and sale, MWh	34 598,7	28 592,4	↑+ 21,01%	15 675,2	18 923,5	↓ - 17,17%	12 855,7	↑+ 21,93%
IDM average daily volume of trades, MWh	1 729,9	1 429,6	↑+ 21,01%	1 567,5	1 892,4	↓ - 17,17%	1 285,6	↑+ 21,93%

DAM PRICE INDICES FOR 20 DAYS OF AUGUST 2022, UAH/MWh

➤ Day-ahead market

The minimum indicator of Base index, UAH/MWh	August 14	2 633,45
The minimum indicator of Peak index, UAH/MWh	August 14	2 737,40
The minimum indicator of Off-peak index, UAH/MWh	August 12	2 453,85
The maximum indicator of Base index, UAH/MWh	August 11	2 974,25
The maximum indicator of Peak index, UAH/MWh	August 11	3 389,17
The maximum indicator of Off-peak index, UAH/MWh	August 04	2 643,75

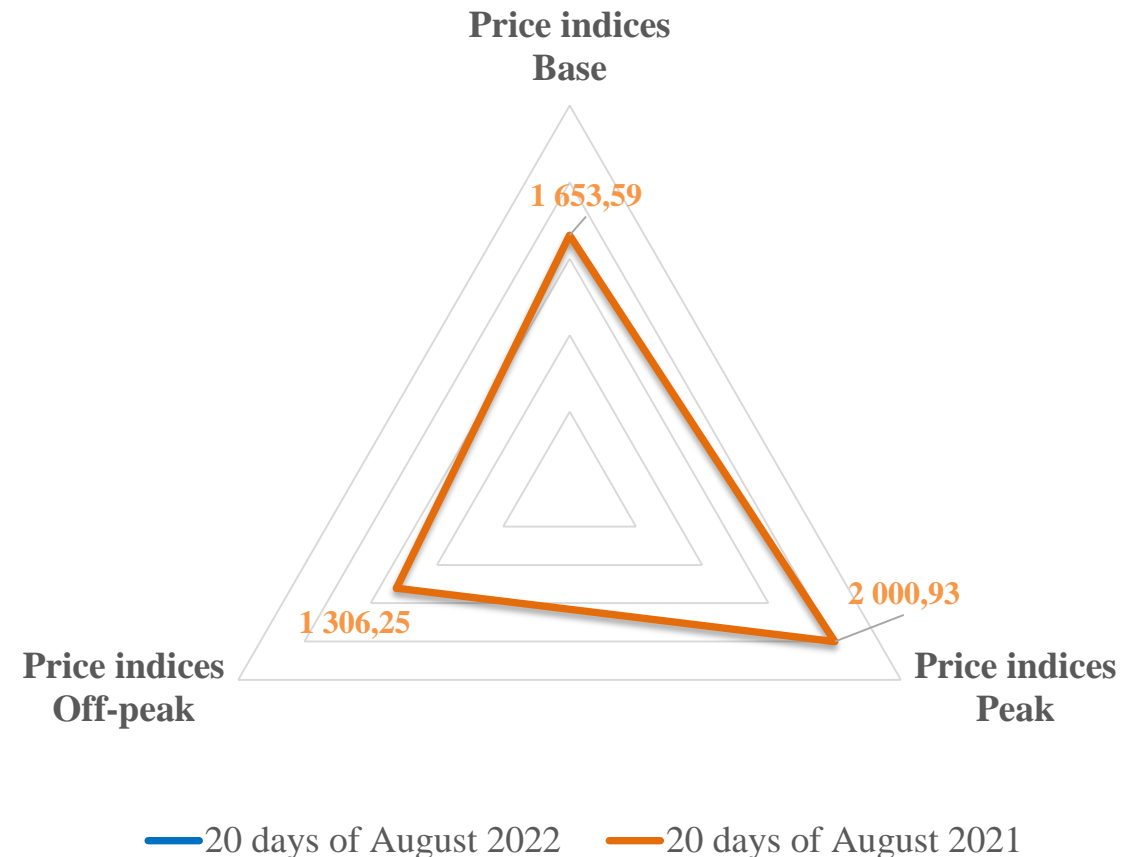
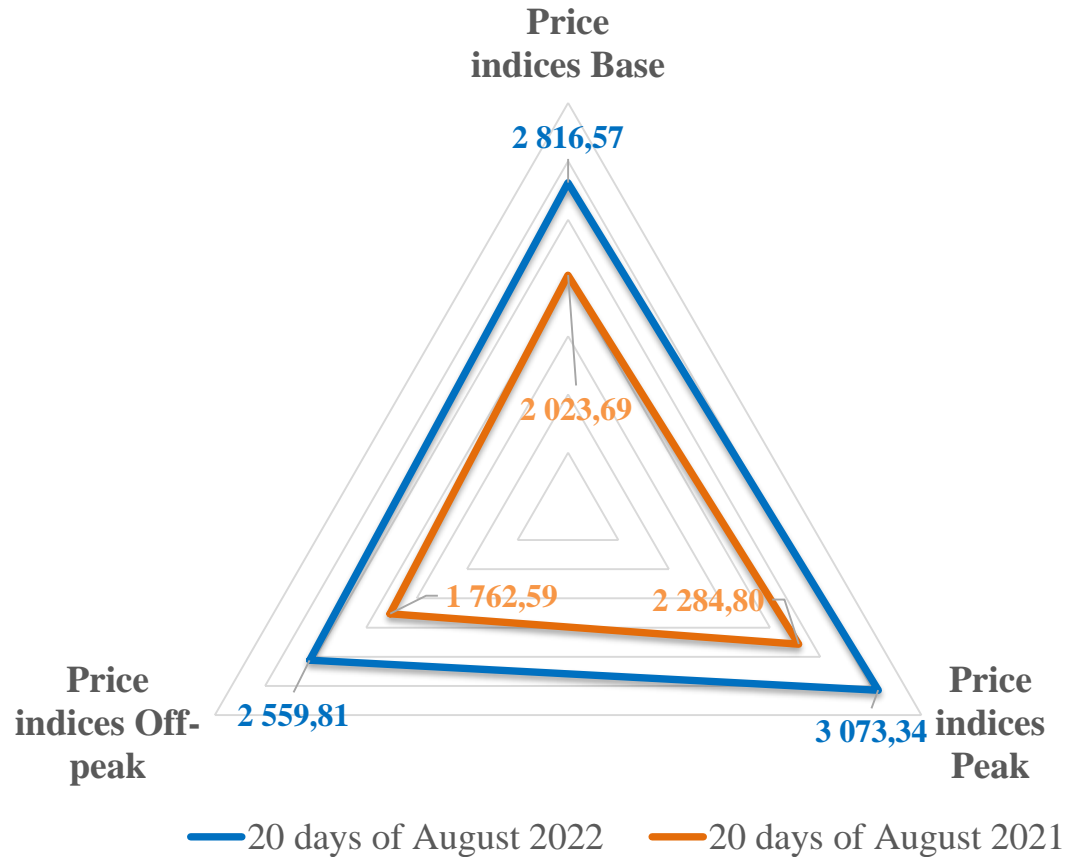
DAM price indices in August 2022, UAH/MWh



DAM PRICE INDICES COMPARISON FOR 20 DAYS OF AUGUST 2022 AND 20 DAYS OF AUGUST 2021

Trading zone: IPS of Ukraine

Trading zone: Burshtyn TPP Island



PRICES. PRICES COMPARISON OF THE EUROPEAN COUNTRIES FOR 20 DAYS OF AUGUST 2022

		DAM		Comparison with other countries					
		UA	PL	RO	HU	SK			
Prices:			IPS/PL	IPS/RO	IPS/HU	IPS/SK			
BASE	UAH/MWh	2 816,57	9 093,79 ▼ -69,0%	15 578,93 ▼ -81,9%	15 760,98 ▼ -82,1%	15 706,41 ▼ -82,1%			
PEAK	UAH/MWh	3 073,34	9 438,86 ▼ -67,4%	15 751,00 ▼ -80,5%	15 846,42 ▼ -80,6%	15 808,17 ▼ -80,6%			
OFFPEAK	UAH/MWh	2 559,81	8 530,64 ▼ -70,0%	15 406,79 ▼ -83,4%	15 675,51 ▼ -83,7%	15 604,65 ▼ -83,6%			

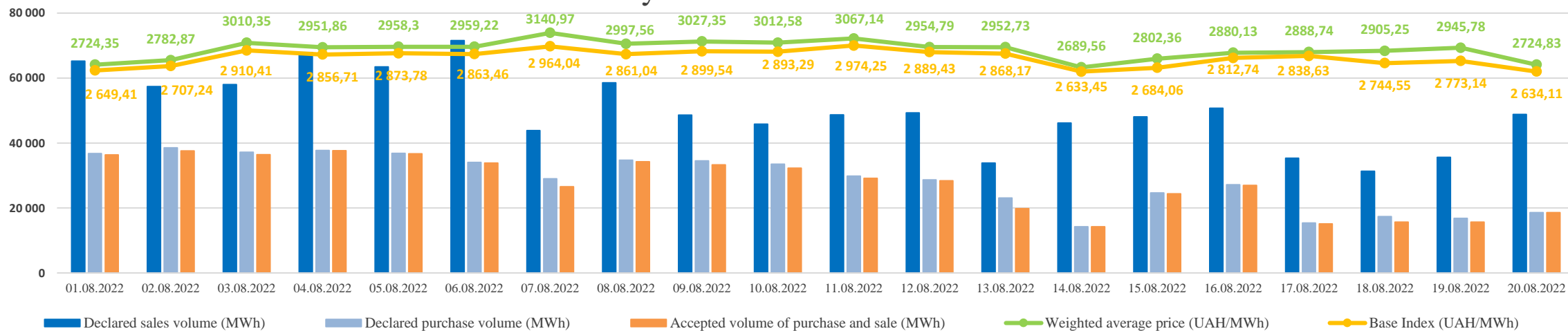
The DAM average prices for 20 days of August 2022 remain lower than the corresponding figures of neighboring countries by 69,0% - 82,1%.

		IDM	Comparison with other countries			
		UA	SK	CZ		
Price:			IPS/SK	IPS/CZ		
Weighted average	UAH/MWh	2 917,33	15 674,66 ▼ -81,4%	14 340,49 ▼ -79,7%		

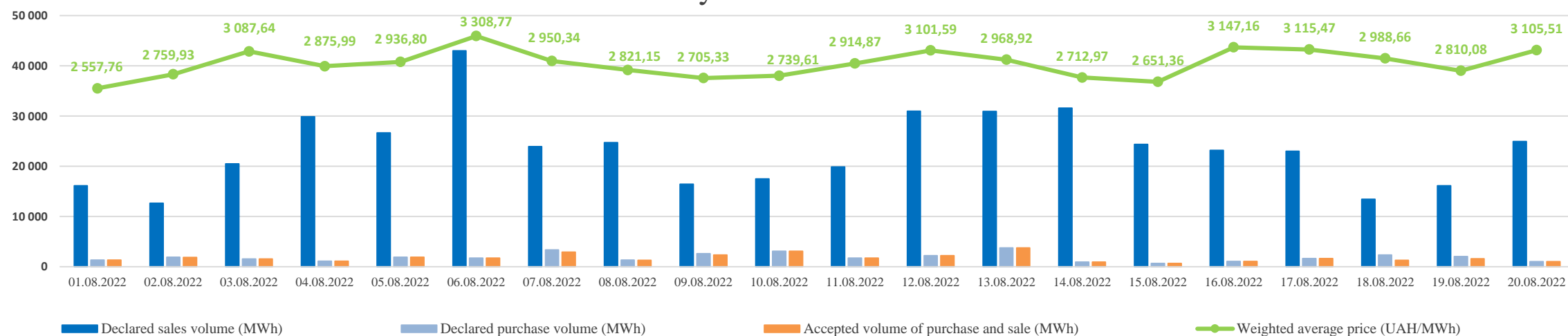
The IDM weighted average prices for 20 days of August 2022 are lower than the corresponding figures of European countries by 79,7% - 81,4%.

CONSOLIDATED ORDERS FOR SALE AND PURCHASE ON THE DAM AND IDM

Day-ahead market



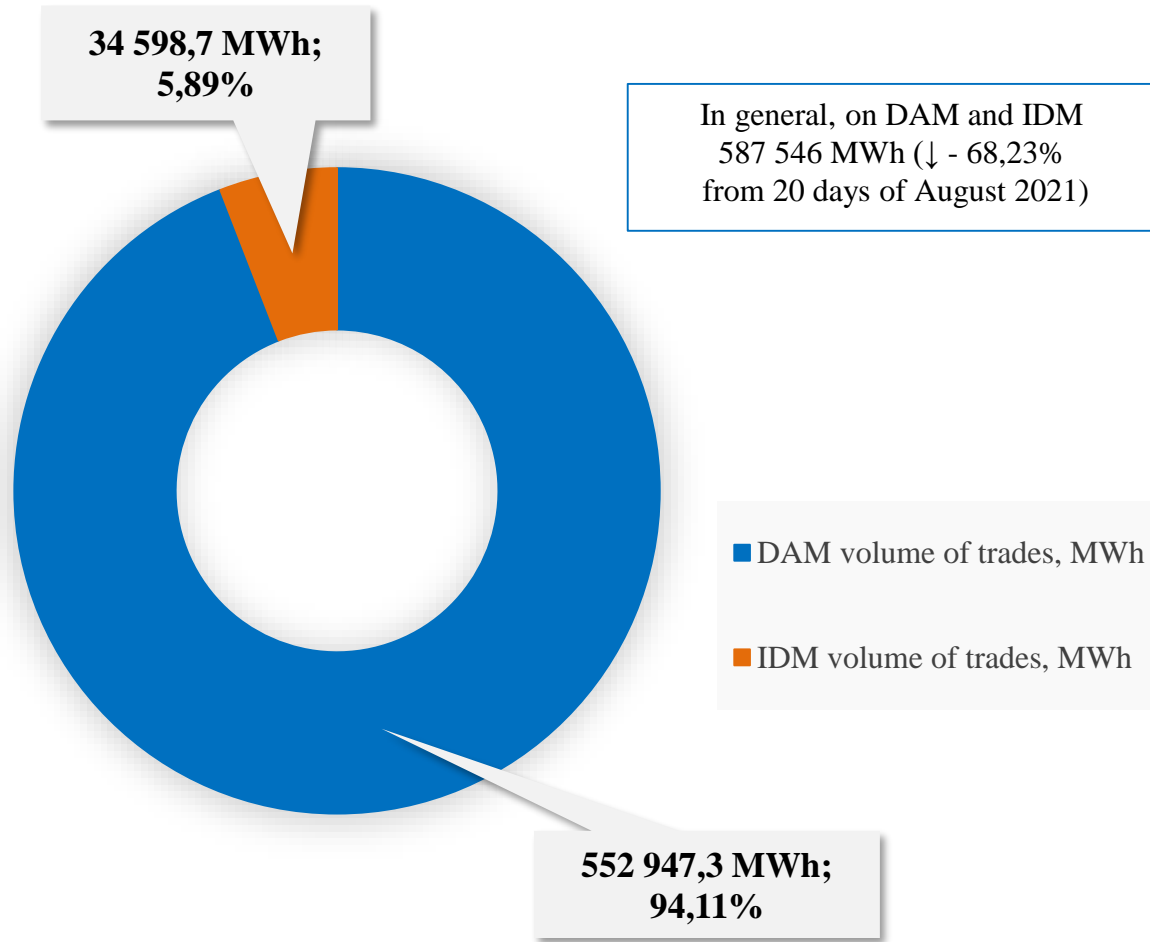
Intraday market



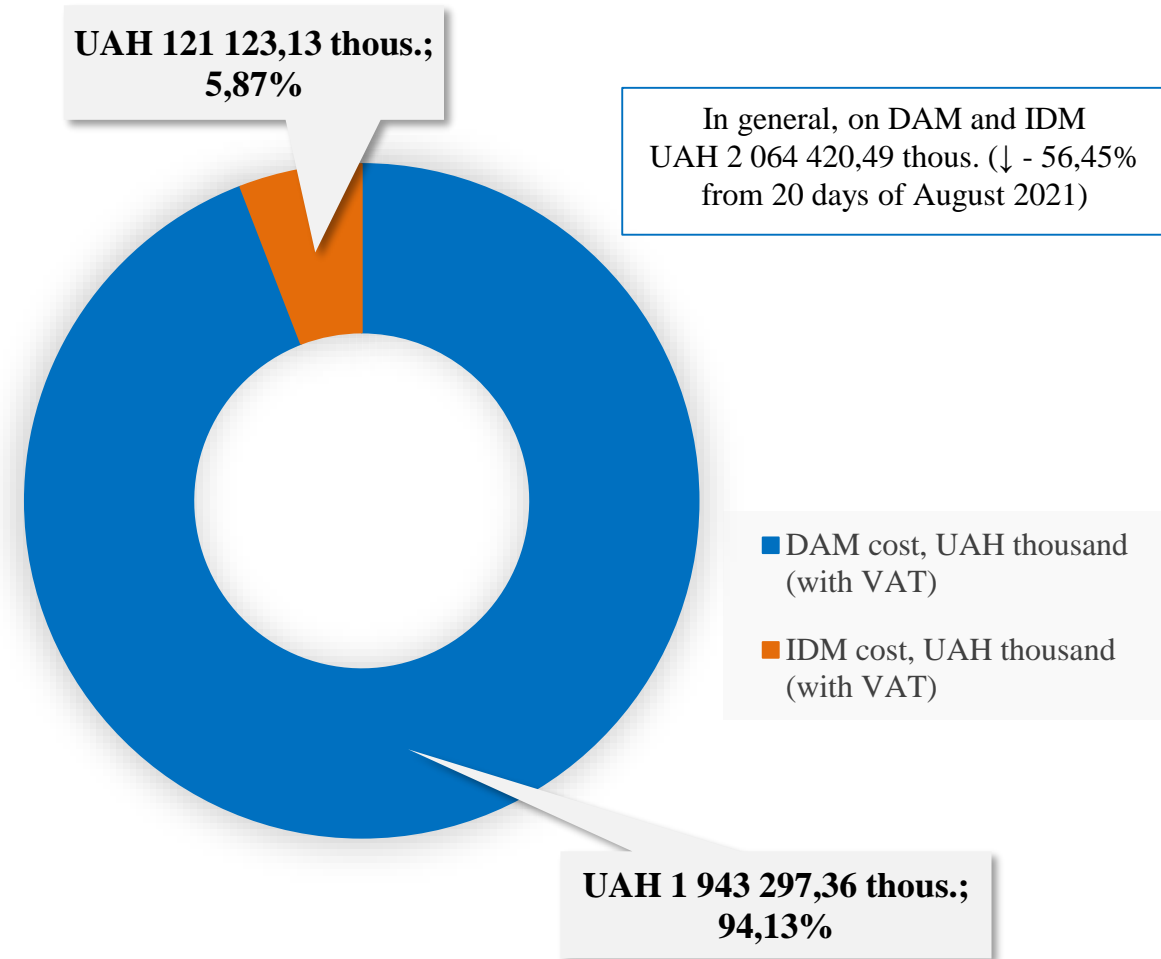
* - All prices are net of VAT

VOLUME AND COST OF ACCEPTED ELECTRICITY ON THE DAM AND IDM FOR 20 DAYS OF AUGUST 2022

DAM and IDM volume of trades

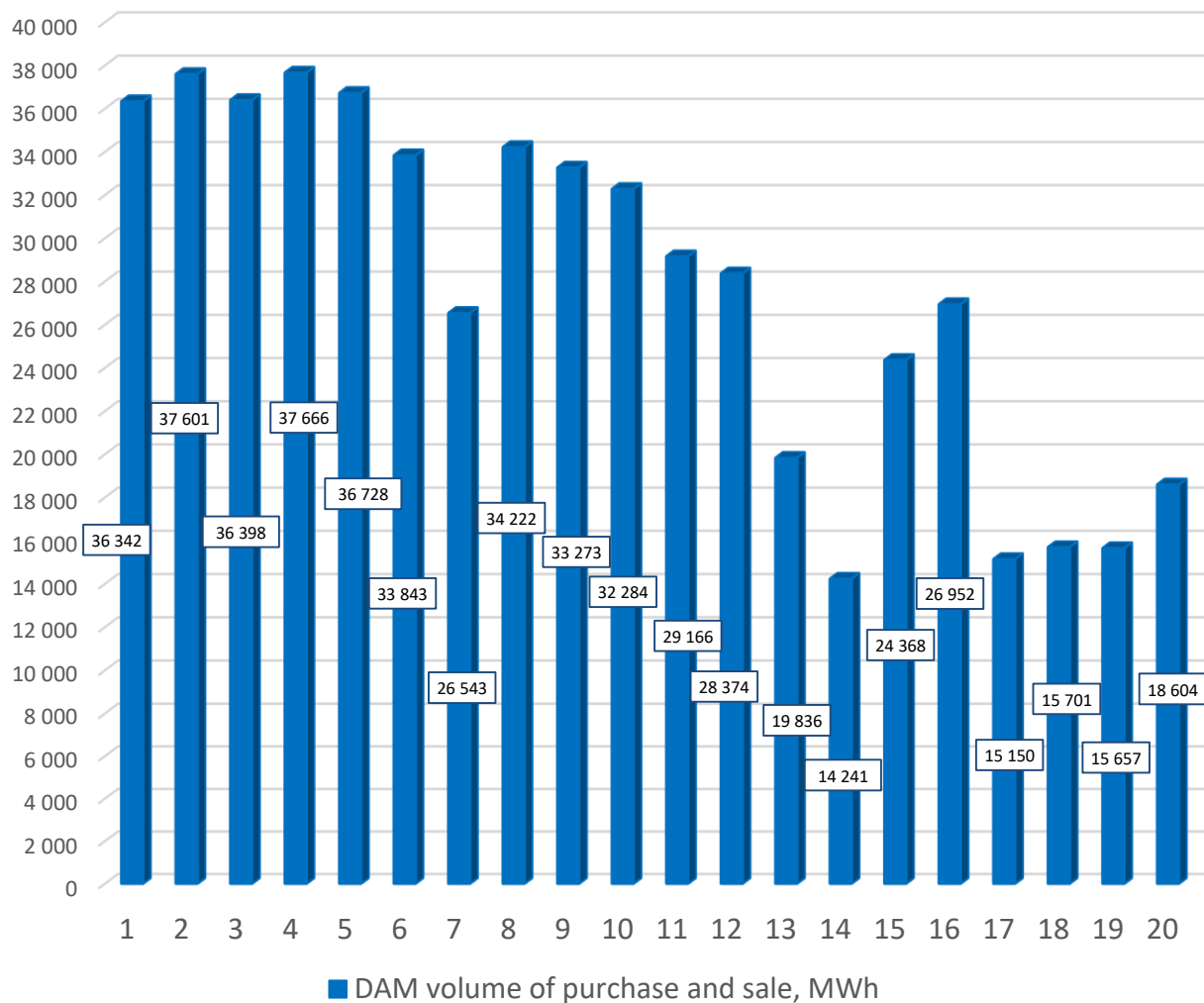


DAM and IDM cost indicators

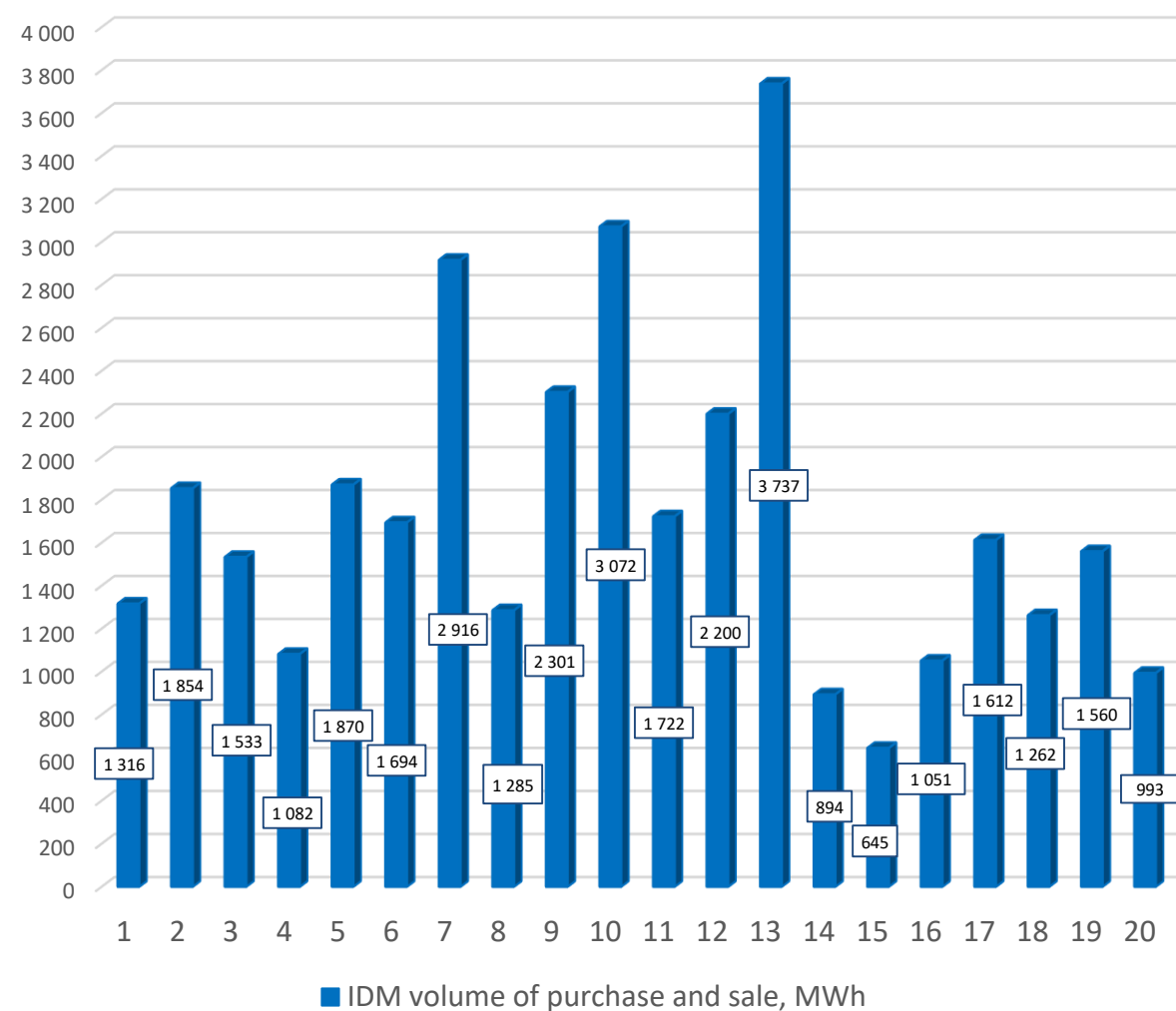


VOLUME AND COST OF ACCEPTED ELECTRICITY ON THE DAM AND IDM FOR 20 DAYS OF AUGUST 2022

DAM and IDM volume of trades

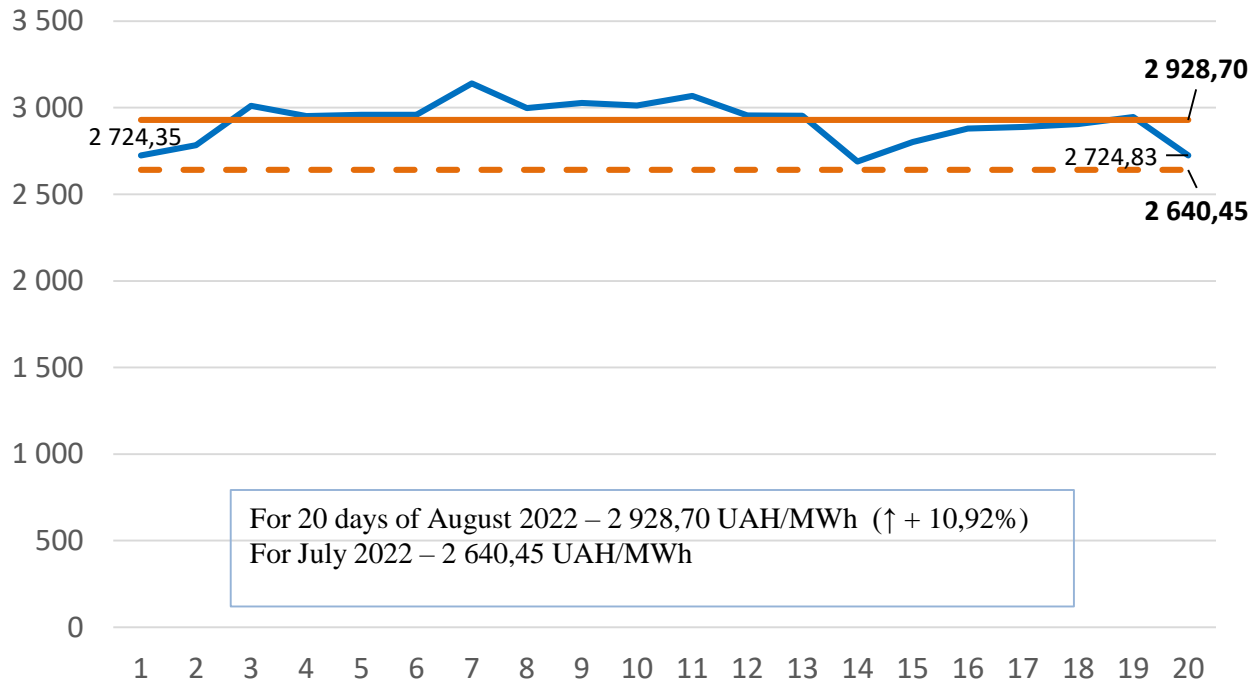


DAM and IDM cost indicators



WEIGHTED AVERAGE PRICES OF ELECTRICITY PURCHASE AND SALE FOR 20 DAYS OF AUGUST 2022

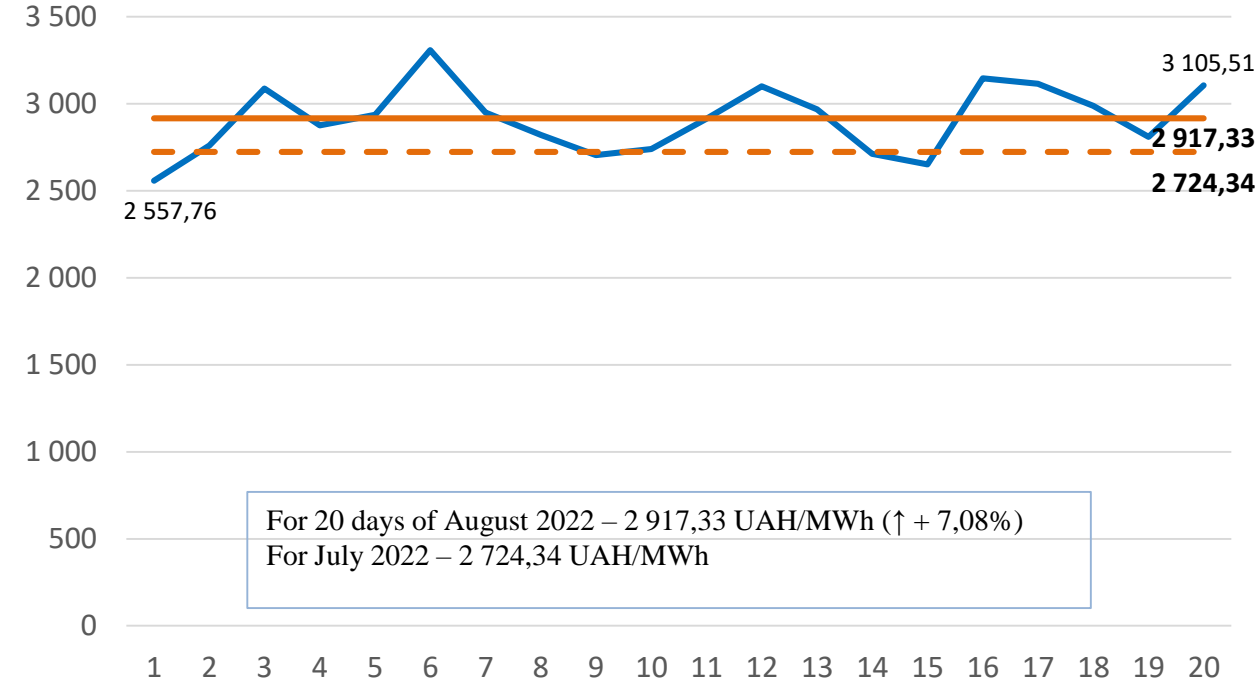
DAM weighted average prices*



For 20 days of August 2022 – 2 928,70 UAH/MWh (↑ + 10,92%)
For July 2022 – 2 640,45 UAH/MWh

- DAM weighted average price for August, UAH/MWh
- DAM weighted average price for 20 days of August, UAH/MWh
- DAM weighted average price for July, UAH/MWh

IDM weighted average prices*



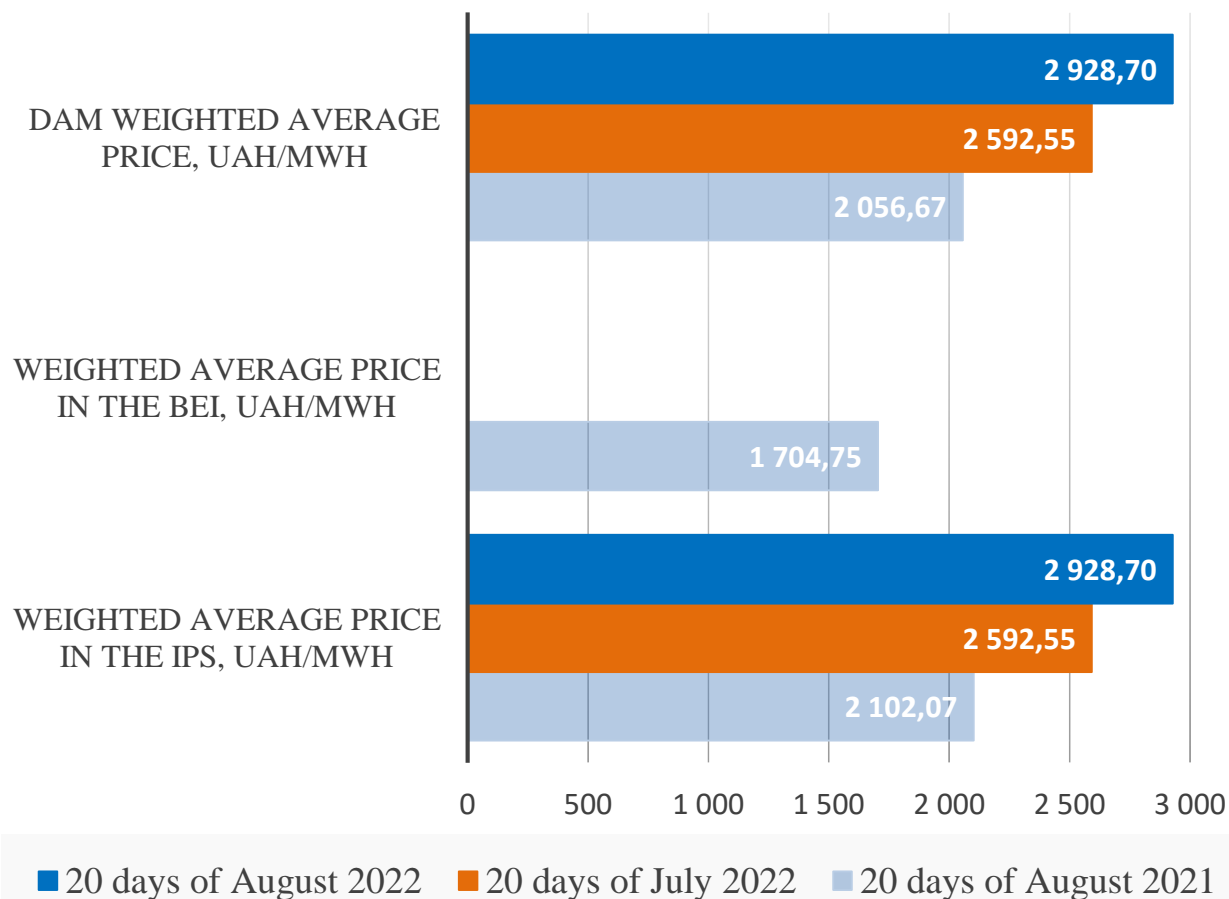
For 20 days of August 2022 – 2 917,33 UAH/MWh (↑ + 7,08%)
For July 2022 – 2 724,34 UAH/MWh

- IDM weighted average price for August, UAH/MWh
- IDM weighted average price for 20 days of August, UAH/MWh
- IDM weighted average price for July, UAH/MWh

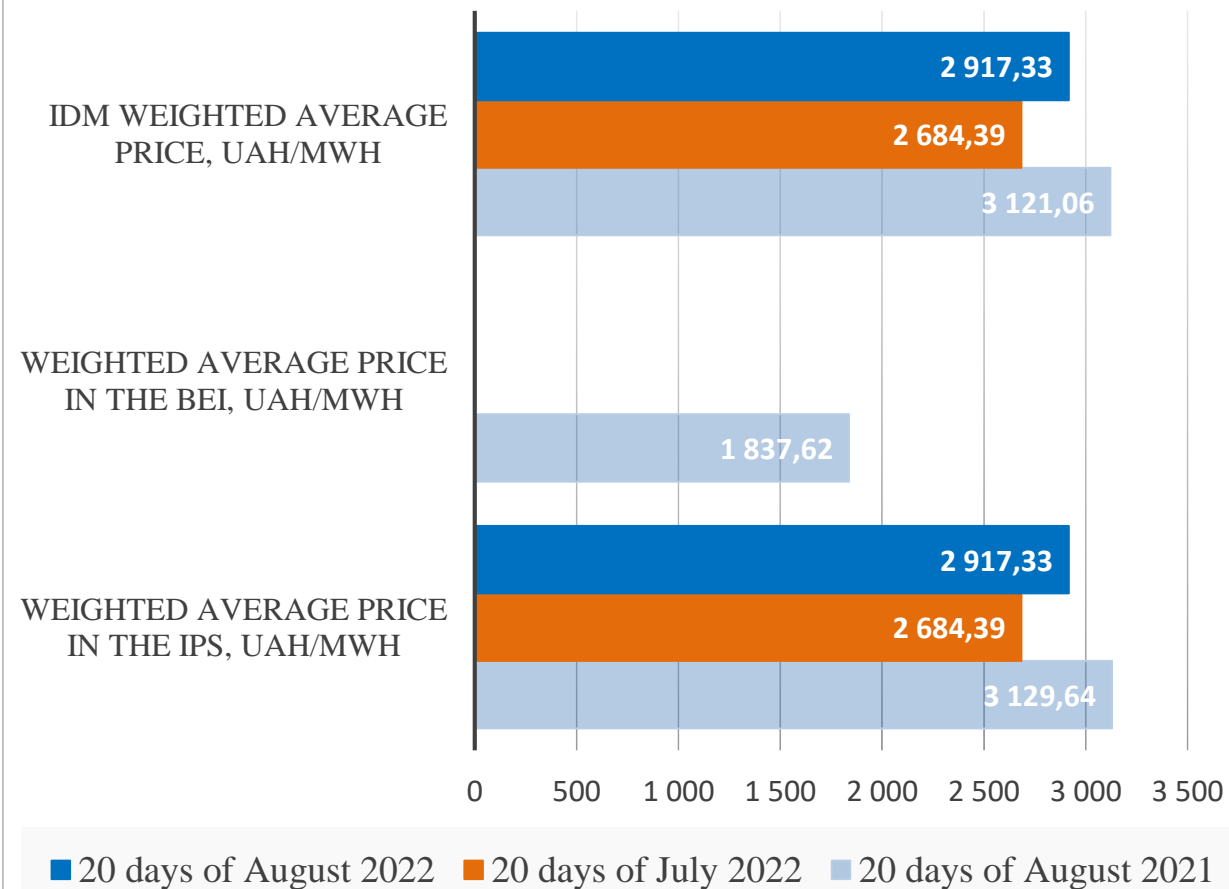
* - All prices are net of VAT

COMPARISON OF WEIGHTED AVERAGE PRICES ON THE DAM AND IDM FOR 20 DAYS OF JULY, AUGUST 2022 and AUGUST 2021

Day-ahead market



Intraday market



*- According to the resolution of the National Energy and Utilities Regulatory Commission No1179, dated on October 5, 2018, SE Market Operator determines and publishes the DAM weighted average actual price of electricity for the first 20 days of the previous settlement period on its official website no later than the 25th day of the previous settlement period.