



# COMPARATIVE ANALYSIS

of the day-ahead market and  
the intraday market operating

for 10 days of August and July 2022

*Market Surveillance Department  
Surveillance division  
12.08.2022*

# THE MAIN INDICATORS OF DAM AND IDM FOR 10 DAYS OF AUGUST 2022

## ➤ Day-ahead market

Indicator	01-10 August, 2022	01-10 July, 2022	Change,%	21-31 July, 2022	Change,%
Base index, UAH/MWh	2 847,89	2 387,98	↑ + 19,26%	2 653,49	↑ + 7,33%
Peak index, UAH/MWh	3 119,53	2 704,67	↑ + 15,34%	2 824,13	↑ + 10,46%
Off-peak index, UAH/MWh	2 576,25	2 071,30	↑ + 24,38%	2 482,84	↑ + 3,76%
DAM weighted average price, UAH/MWh	2 949,10	2 522,11	↑ + 16,93%	2 715,30	↑ + 8,61%
DAM volume of purchase and sale, MWh	344 898,6	190 709,1	↑ + 80,85%	259 258,3	↑ + 33,03%
DAM average daily volume of trades, MWh	34 489,9	19 070,9	↑ + 80,85%	23 568,9	↑ + 46,34%

## ➤ Intraday market

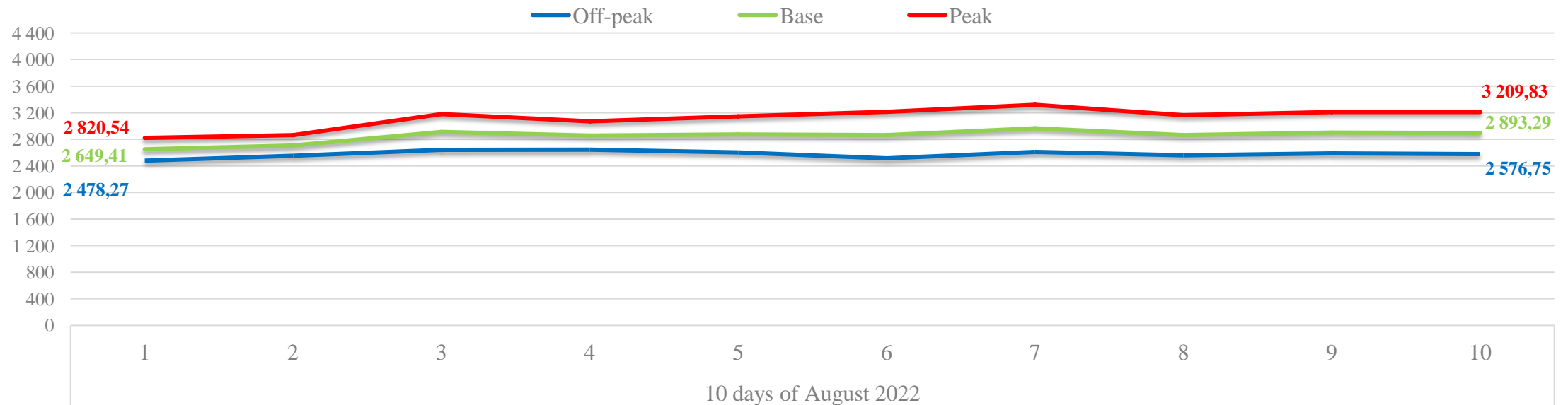
Indicator	01-10 August, 2022	01-10 July, 2022	Change,%	21-31 July, 2022	Change,%
IDM weighted average price, UAH/MWh	2 869,23	2 612,16	↑ + 9,84%	2 799,48	↑ + 2,49%
IDM volume of purchase and sale, MWh	18 923,5	15 736,7	↑ + 20,25%	15 205,8	↑ + 24,45%
IDM average daily volume of trades, MWh	1 892,4	1 573,7	↑ + 20,25%	1 382,3	↑ + 36,89%

# DAM price indices for 10 days of August 2022, UAH/MWh

## ➤ Day-ahead market

The minimum indicator of Base index, UAH/MWh	August 01	2 649,41
The minimum indicator of Peak index, UAH/MWh	August 01	2 820,54
The minimum indicator of Off-peak index, UAH/MWh	August 01	2 478,27
The maximum indicator of Base index, UAH/MWh	August 07	2 964,04
The maximum indicator of Peak index, UAH/MWh	August 07	3 318,50
The maximum indicator of Off-peak index, UAH/MWh	August 04	2 643,75

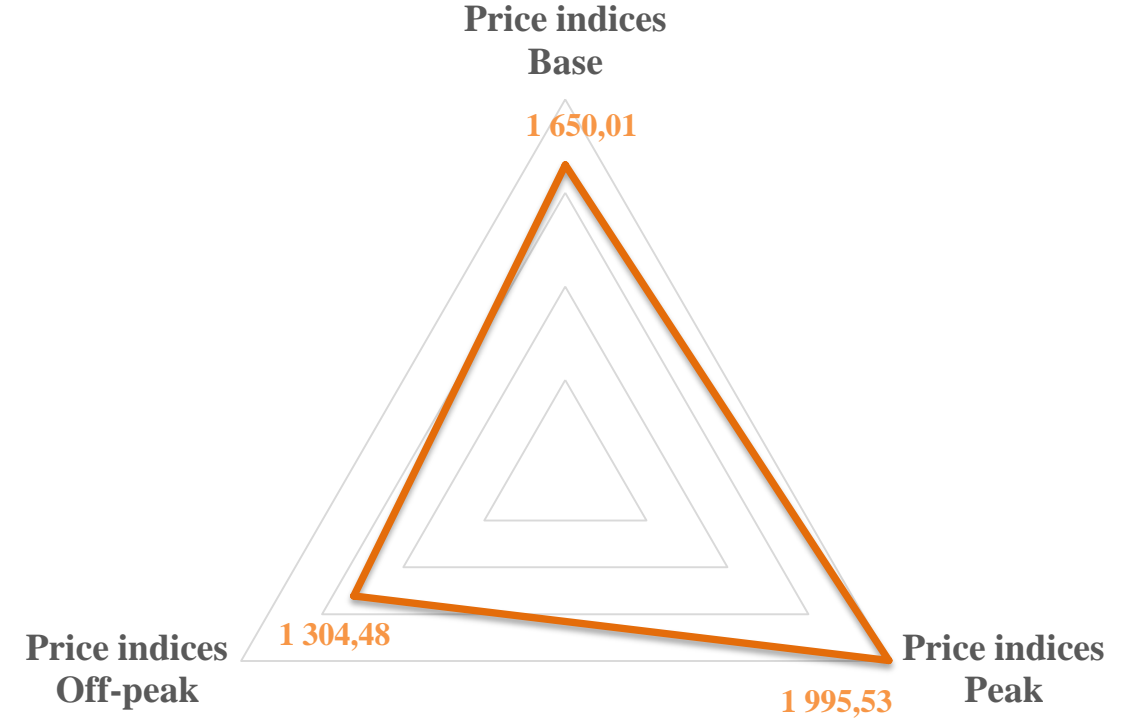
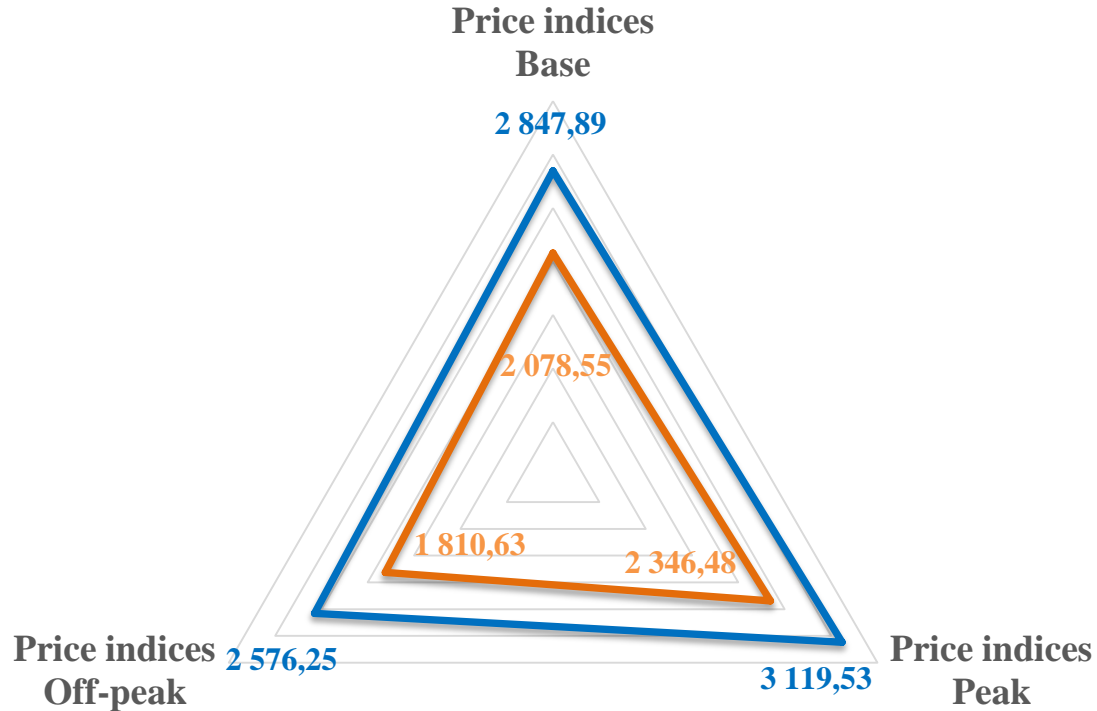
DAM price indices in August 2022, UAH/MWh



# DAM PRICE INDICES COMPARISON FOR 10 DAYS OF AUGUST 2022 AND 10 DAYS OF AUGUST 2021

Trading zone: IPS of Ukraine

Trading zone: Burshtyn TPP Island

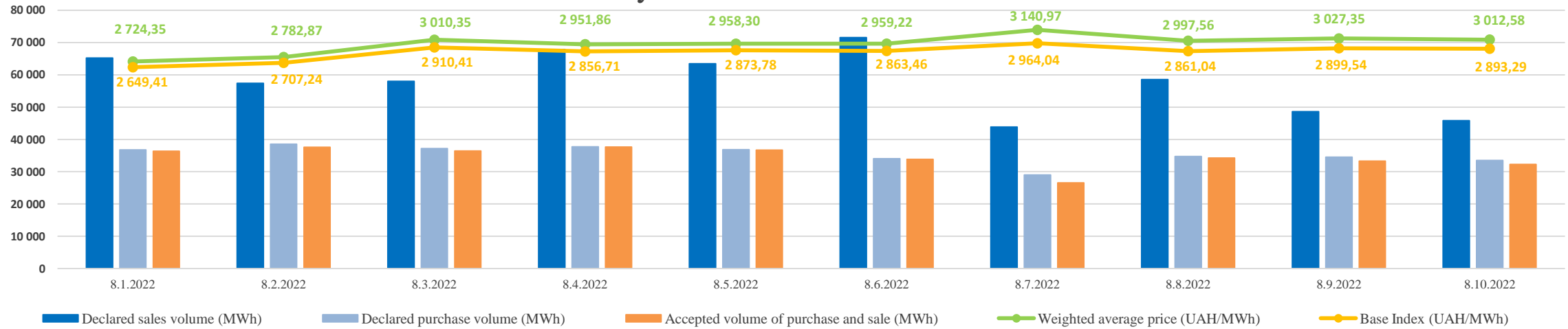


— 10 days of August 2022    — 10 days of August 2021

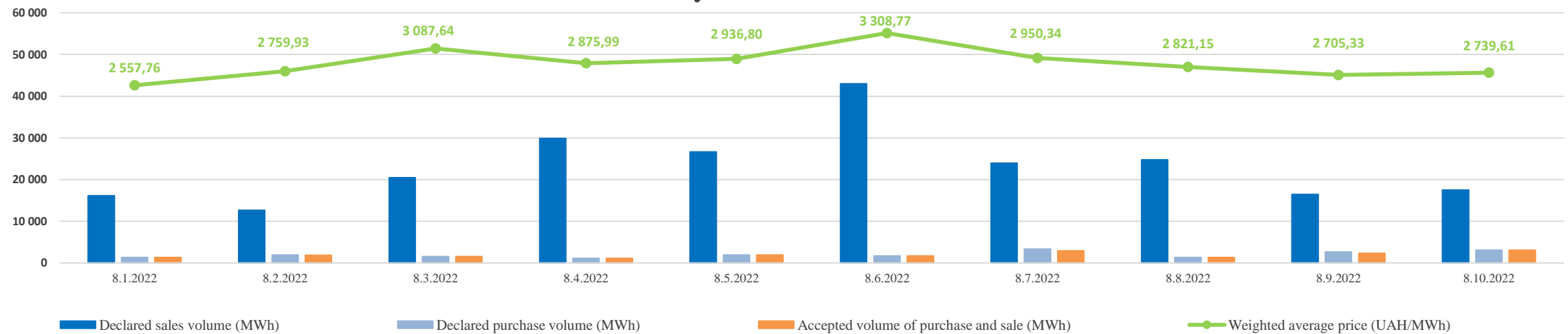
— 10 days of August 2022    — 10 days of August 2021

# CONSOLIDATED ORDERS FOR SALE AND PURCHASE ON THE DAM AND IDM

## Day-ahead market



## Intraday market



\* - All prices are net of VAT

# PRICES. PRICES COMPARISON OF THE EUROPEAN COUNTRIES FOR 10 DAYS OF AUGUST 2022

		DAM		Comparison with other countries							
		UA	PL	RO		HU		SK			
Prices:			IPS/PL	IPS/RO	IPS/HU	IPS/SK					
BASE	UAN/MWh	2 847,89	7 902,96	▼ -64,0%	13 870,89	▼ -79,5%	14 126,75	▼ -79,8%	14 138,33	▼ -79,9%	
PEAK	UAN/MWh	3 119,53	8 186,12	▼ -61,9%	14 013,63	▼ -77,7%	14 153,10	▼ -78,0%	14 164,72	▼ -78,0%	
OFFPEAK	UAN/MWh	2 576,25	7 422,96	▼ -65,3%	13 728,14	▼ -81,2%	14 100,48	▼ -81,7%	14 111,98	▼ -81,7%	

The DAM average prices for 10 days of August 2022 remain lower than the corresponding figures of neighboring countries by 64,0%-79,9%.

		IDM	Comparison with other countries			
		UA	SK	CZ		
Price:			IPS/SK	IPS/CZ		
Weighted average	UAN/MWh	2 869,23	13 861,35	▼ -79,3%	12 223,63	▼ -76,5%

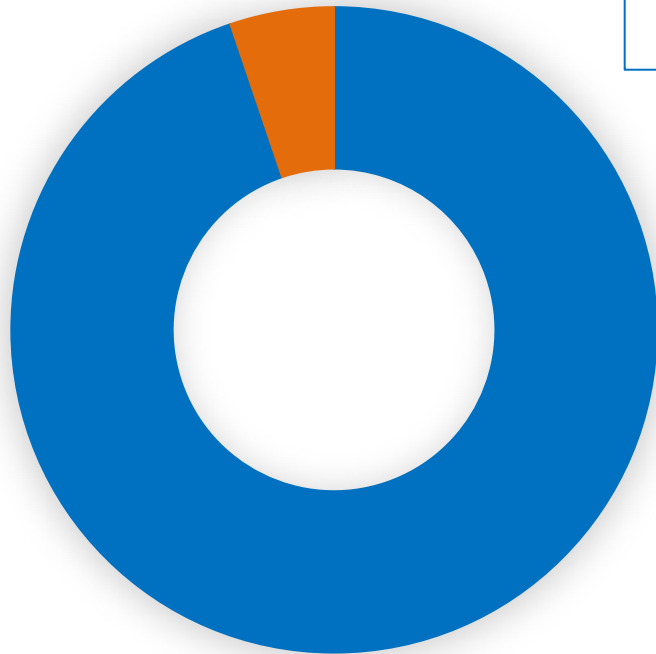
The IDM weighted average prices for 10 days of August 2022 are lower than the corresponding figures of European countries by 76,6%-79,4%.

# VOLUME AND COST OF ACCEPTED ELECTRICITY ON THE DAM AND IDM FOR 10 DAYS OF AUGUST 2022

## DAM and IDM volume of trades

[ЗНАЧЕННЯ]  
MWh;  
[ВІДСОТОК]

In general, on DAM and IDM  
363 822,1 MWh (↓ - 59,41%  
from 10 days of August 2021)



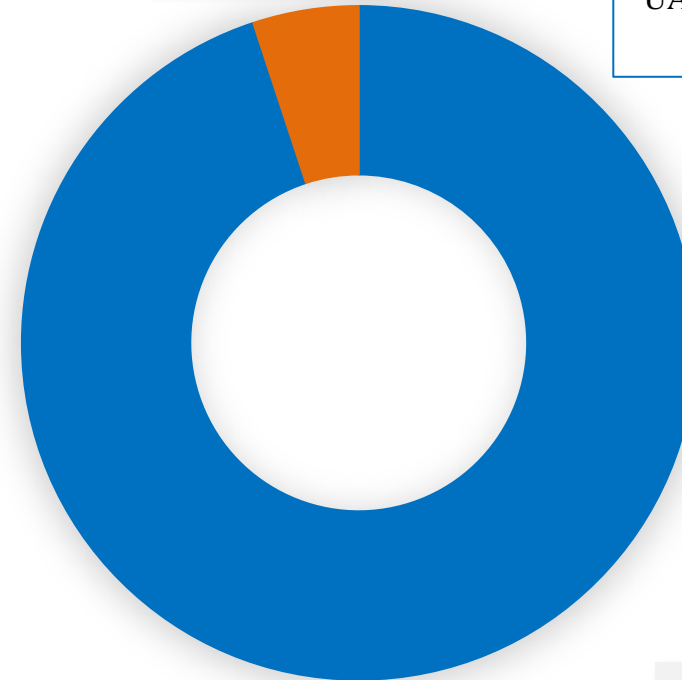
- DAM volume of trades, MWh
- IDM volume of trades, MWh

[ЗНАЧЕННЯ]  
MWh;  
[ВІДСОТОК]

## DAM and IDM cost indicators

UAH  
[ЗНАЧЕННЯ]  
thous.;  
[ВІДСОТОК]

In general, on DAM and IDM  
UAH 1 285 722,54 thous. (↓ - 44,99%  
from 10 days of August 2021)

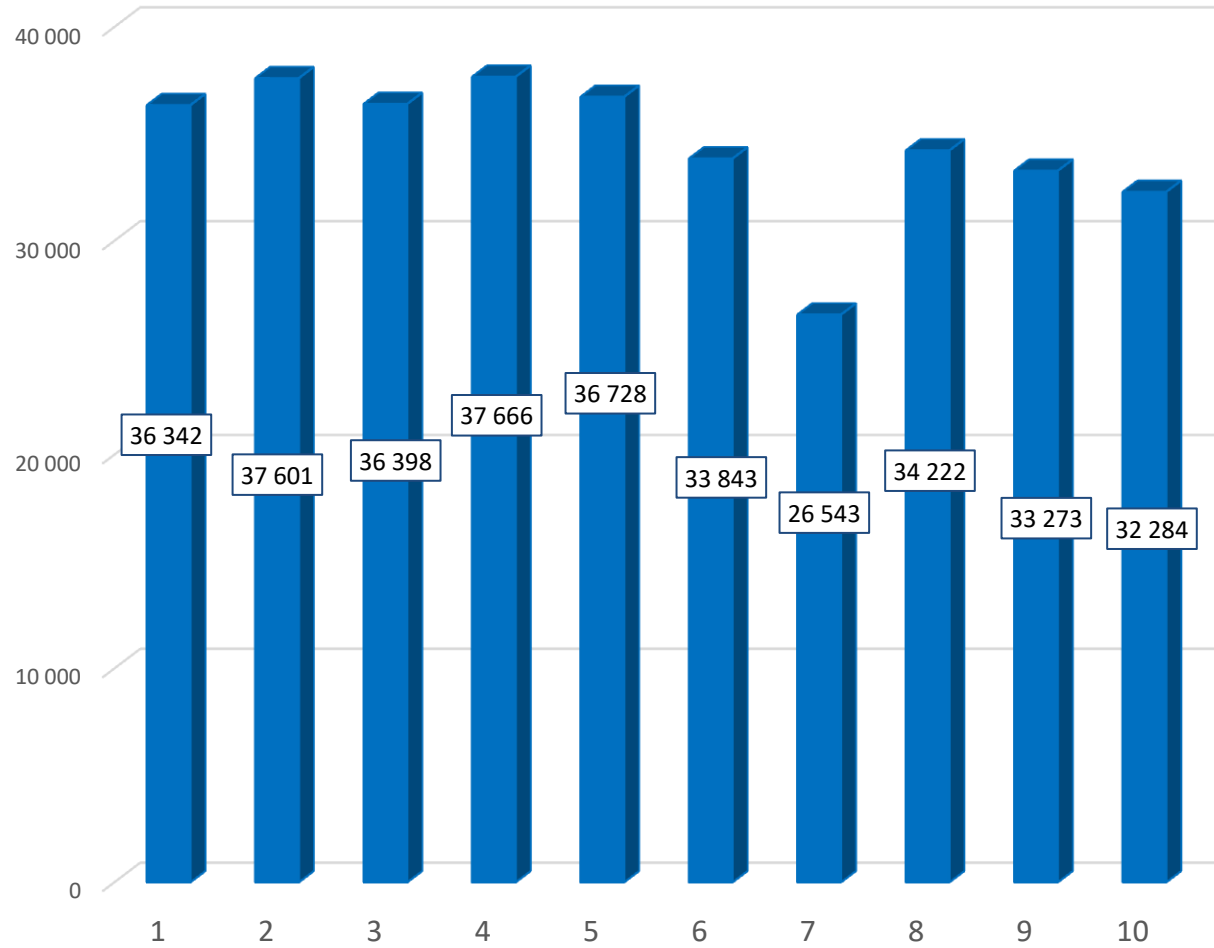


- DAM cost, UAH thousand (with VAT)
- IDM cost, UAH thousand (with VAT)

UAH  
[ЗНАЧЕННЯ]  
thous.;  
[ВІДСОТОК]

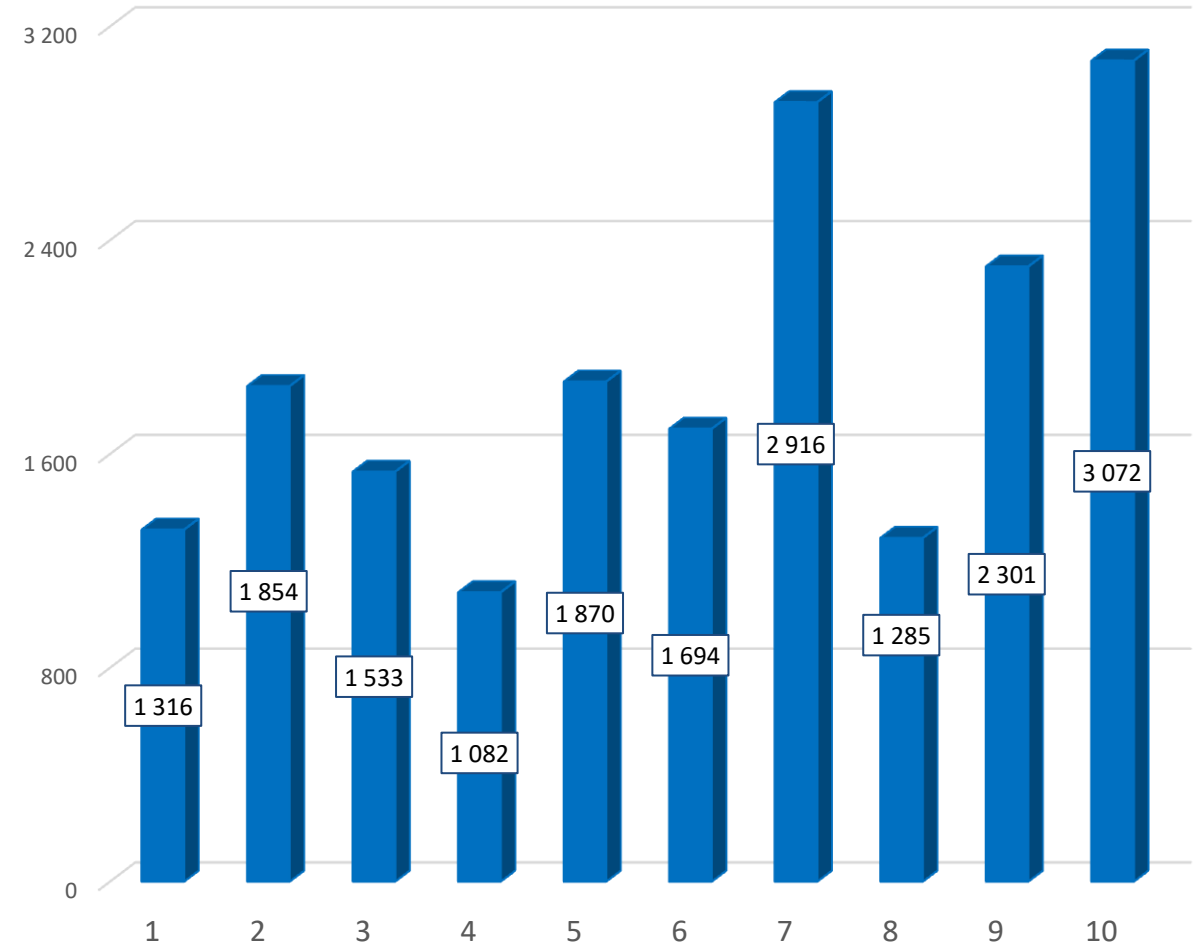
# DAM/IDM VOLUMES OF PURCHASE AND SALE FOR 10 DAYS OF AUGUST 2022

## DAM VOLUMES OF PURCHASE AND SALE



■ DAM volume of purchase and sale, MWh

## IDM VOLUMES OF PURCHASE AND SALE

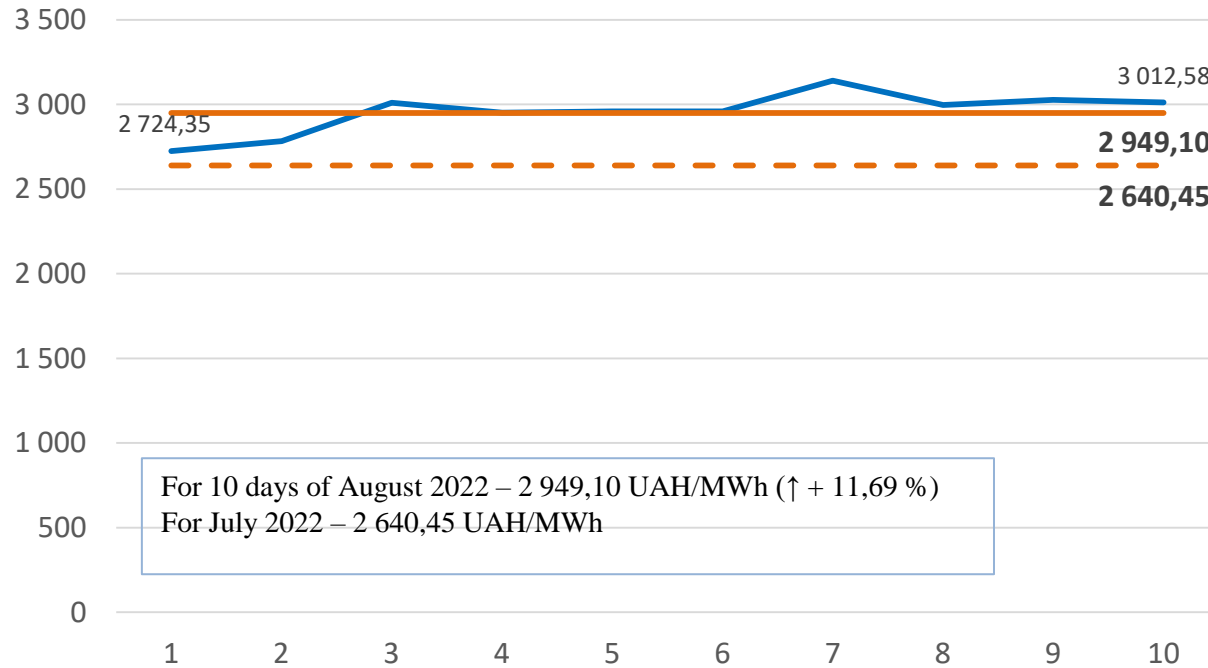


■ IDM volume of purchase and sale, MWh

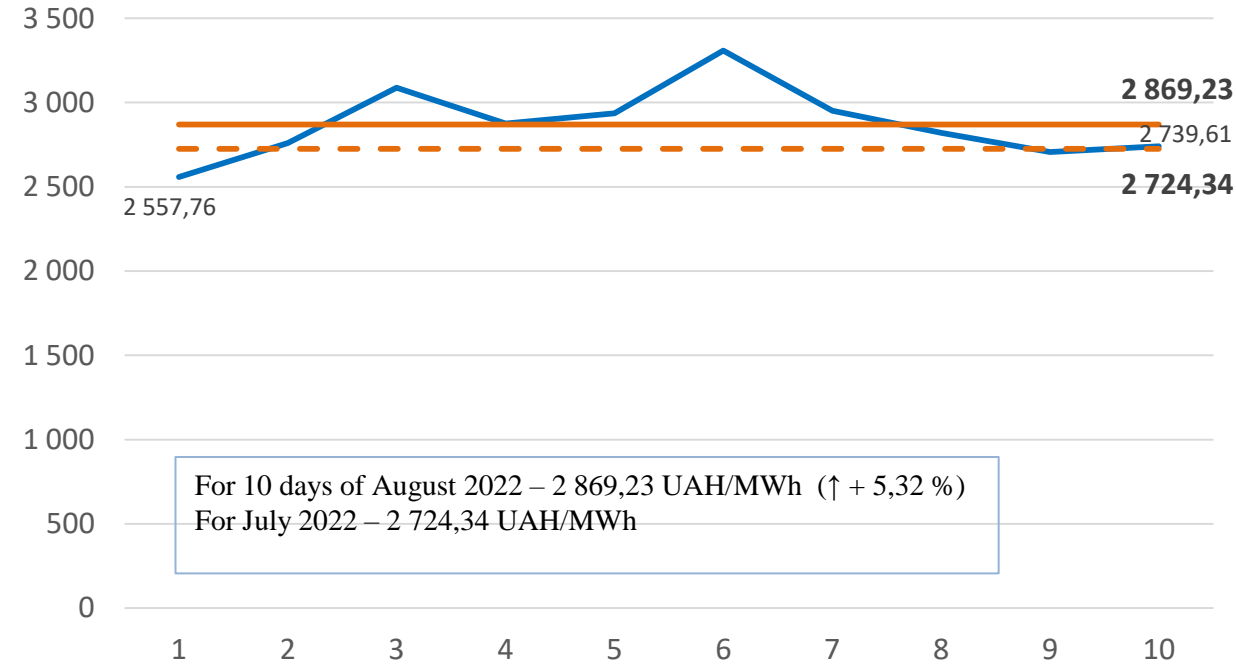


# WEIGHTED AVERAGE PRICES OF ELECTRICITY PURCHASE AND SALE FOR 10 DAYS OF AUGUST 2022

## DAM weighted average prices\*



## IDM weighted average prices\*



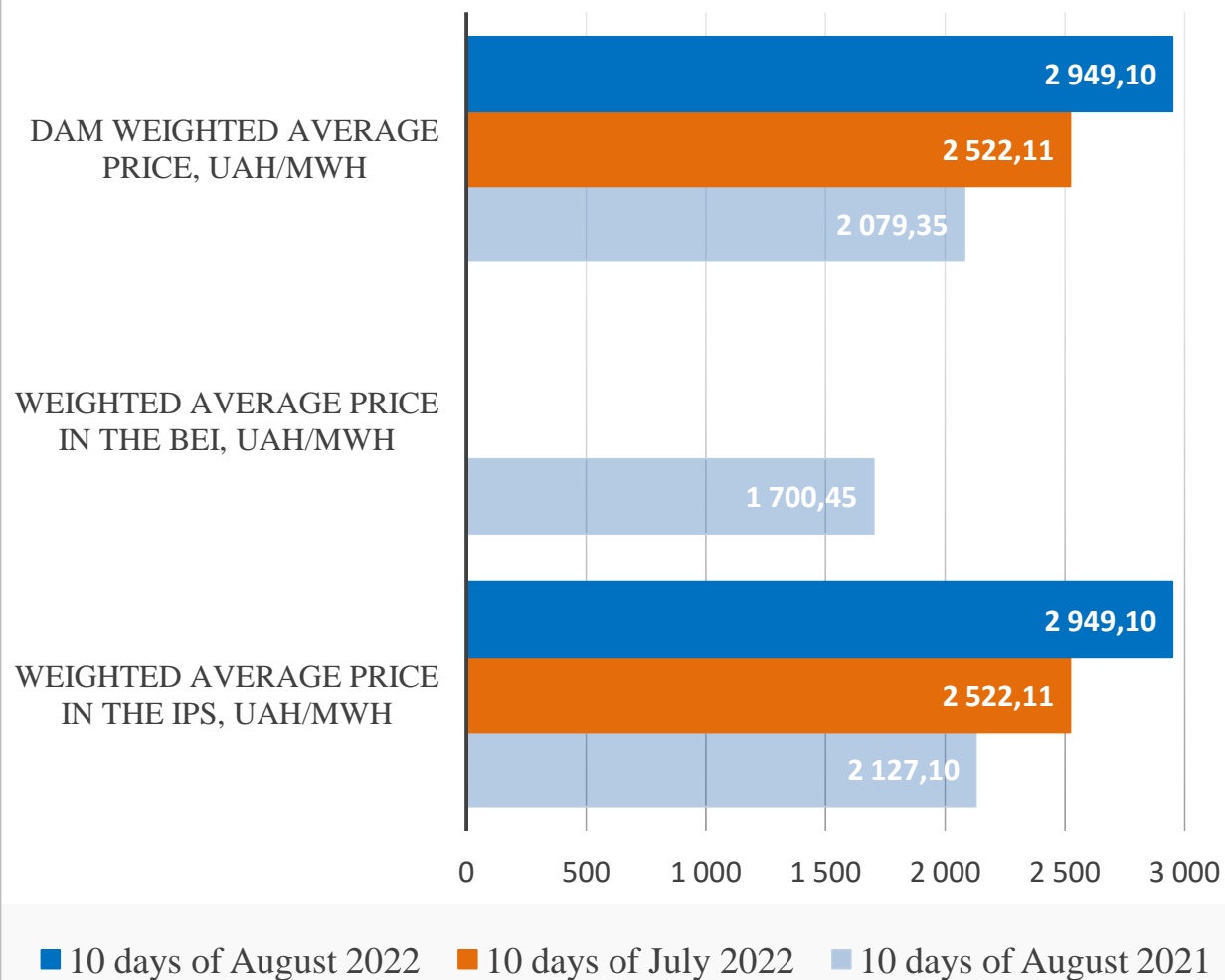
- Weighted average price for August, UAH/MWh
- DAM weighted average price for 10 days of August, UAH/MWh
- - DAM weighted average price for July, UAH/MWh

- Weighted average price for August, UAH/MWh
- IDM weighted average price for 10 days of August, UAH/MWh
- - IDM weighted average price for July, UAH/MWh

\* - All prices are net of VAT

# COMPARISON OF WEIGHTED AVERAGE PRICES ON THE DAM AND IDM FOR 10 DAYS OF JULY, AUGUST 2022 and AUGUST 2021

## Day-ahead market



## Intraday market

