



COMPARATIVE ANALYSIS

of the day-ahead market and
the intraday market operating

for 20 days of July and June 2022

*Market Surveillance Department
Surveillance division
22.07.2022*

THE MAIN INDICATORS OF DAM AND IDM FOR 20 DAYS OF JULY 2022

➤ Day-ahead market

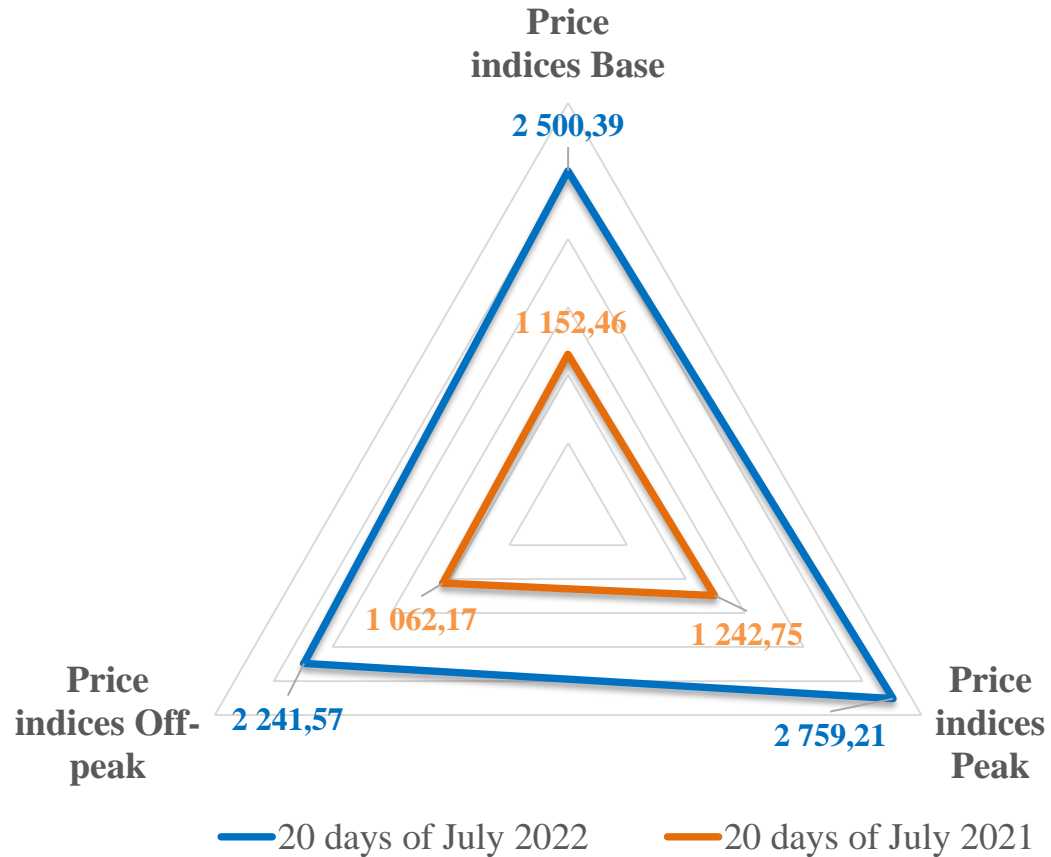
Indicator	20 days of July 2022	20 days of June 2022	Change, %	11-20 July, 2022	01-10 July, 2022	Change, %	11-20 June, 2022	Change, %
Base index, UAH/MWh	2 500,39	2 223,82	↑+ 12,44%	2 612,79	2 387,98	↑+ 9,41%	2 223,82	↑+ 17,49%
Peak index, UAH/MWh	2 759,21	2 646,25	↑+ 4,27%	2 813,76	2 704,67	↑+ 4,03%	2 646,25	↑+ 6,33%
Off-peak index, UAH/MWh	2 241,57	1 801,40	↑+ 24,43%	2 411,83	2 071,30	↑+ 16,44%	1 801,40	↑+ 33,89%
DAM weighted average price, UAH/MWh	2 592,55	2 254,73	↑+ 14,98%	2 655,20	2 522,11	↑+ 5,28%	2 253,61	↑+ 17,82%
DAM volume of purchase and sale, MWh	405 142,4	290 542,3	↑+ 39,44%	214 433,3	190 709,1	↑+ 12,44%	136 423,6	↑+ 57,18%
DAM average daily volume of trades, MWh	20 257,1	14 527,1	↑+ 39,44%	21 443,3	19 070,9	↑+ 12,44%	13 642,4	↑+ 57,18%

➤ Intraday market

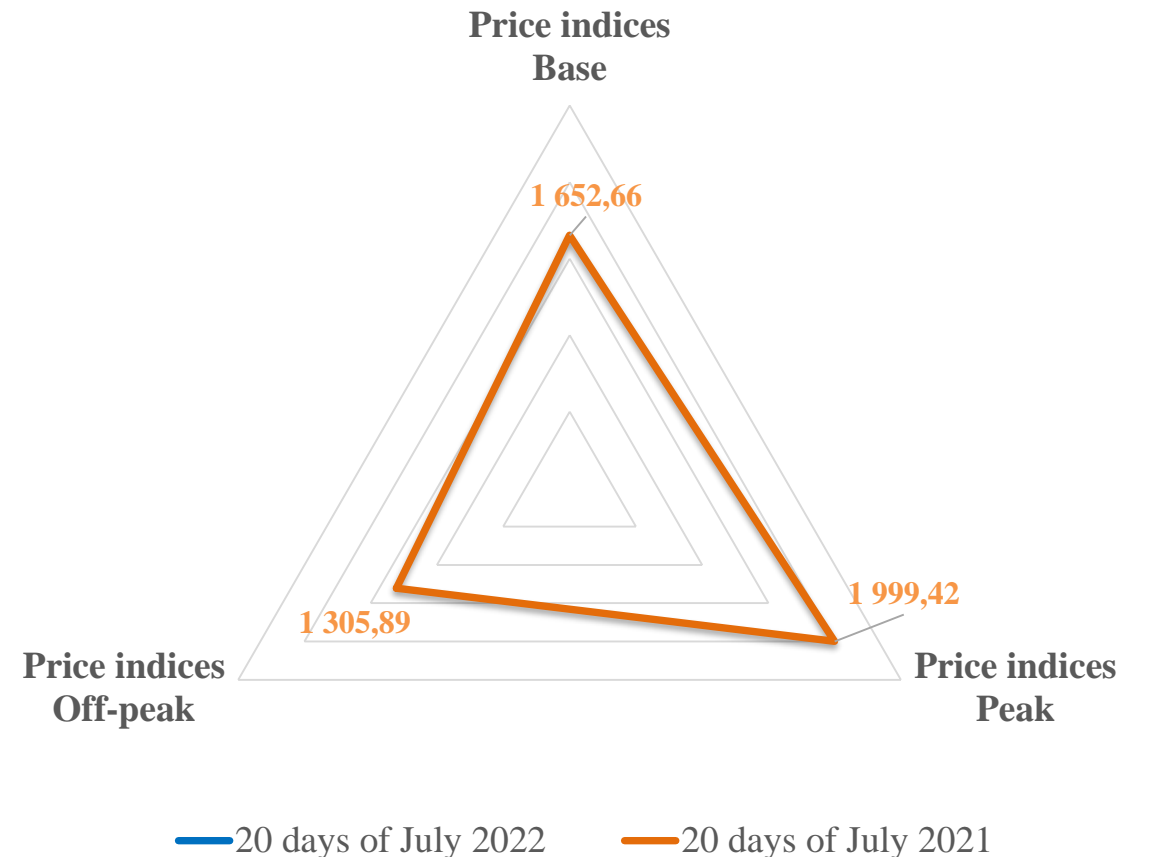
Indicator	20 days of July 2022	20 days of June 2022	Change, %	11-20 July, 2022	01-10 July, 2022	Change, %	11-20 June, 2022	Change, %
IDM weighted average price, UAH/MWh	2 684,39	2 483,18	↑+ 8,10%	2 772,80	2 612,16	↑+ 6,15%	2 466,63	↑+ 12,41%
IDM volume of purchase and sale, MWh	28 592,4	10 505,7	↑+ 172,16%	12 855,7	15 736,7	↓ - 18,31%	4 355,6	↑+ 195,15%
IDM average daily volume of trades, MWh	1 429,6	525,3	↑+ 172,16%	1 285,6	1 573,7	↓ - 18,31%	435,6	↑+ 195,15%

DAM PRICE INDICES COMPARISON FOR 20 DAYS OF JULY 2022 AND 20 DAYS OF JULY 2021

Trading zone: IPS of Ukraine



Trading zone: Burshtyn TPP Island



PRICES. PRICES COMPARISON OF THE EUROPEAN COUNTRIES FOR 20 DAYS OF JULY 2022

	DAM		Comparison with other countries							
	UA	PL	RO	HU	SK	IPS/PL	IPS/RO	IPS/HU	IPS/SK	
Prices:										
BASE	UAN/MWh	2 500,39	6 428,38	9 822,10	9 895,39	9 789,55	▼ -61,1%	▼ -74,5%	▼ -74,7%	▼ -74,5%
PEAK	UAN/MWh	2 759,21	6 484,06	9 856,13	9 892,03	9 761,91	▼ -57,4%	▼ -72,0%	▼ -72,1%	▼ -71,7%
OFFPEAK	UAN/MWh	2 241,57	6 331,25	9 787,99	9 898,74	9 817,20	▼ -64,6%	▼ -77,1%	▼ -77,4%	▼ -77,2%

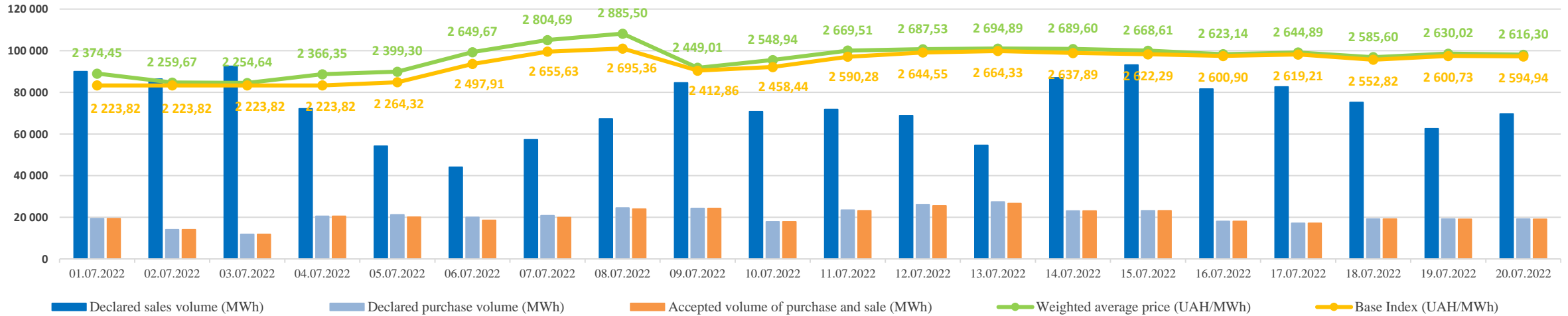
The DAM average prices for 20 days of July 2022 remain lower than the corresponding figures of neighboring countries by 61,1%-74,7%.

	IDM		Comparison with other countries			
	UA	SK	CZ	IPS/SK	IPS/CZ	
Price:						
Weighted average	UAN/MWh	2 684,39	9 569,86	8 530,66	▼ -71,9%	▼ -68,5%

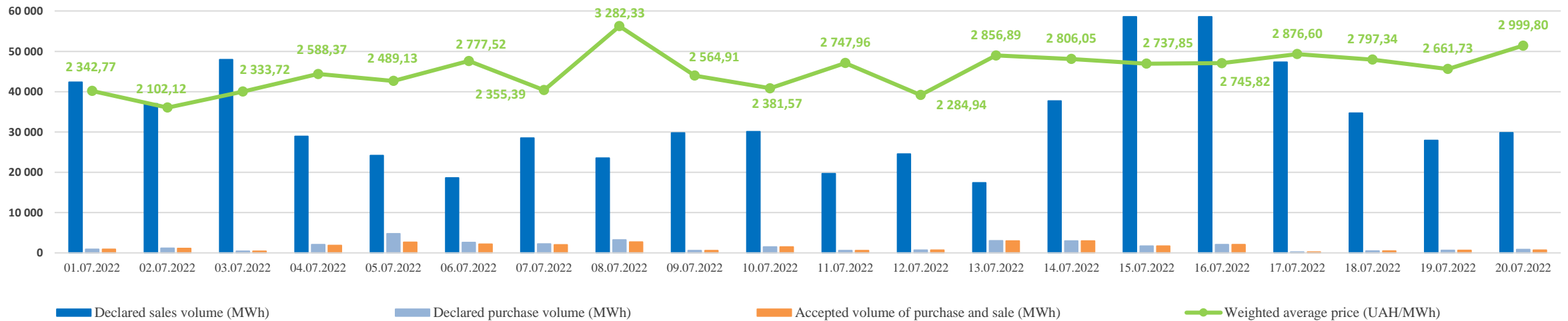
The IDM weighted average prices for 20 days of July 2022 are lower than the corresponding figures of European countries by 68,5%-71,9%.

CONSOLIDATED ORDERS FOR SALE AND PURCHASE ON THE DAM AND IDM in JULY 2022

Day-ahead market



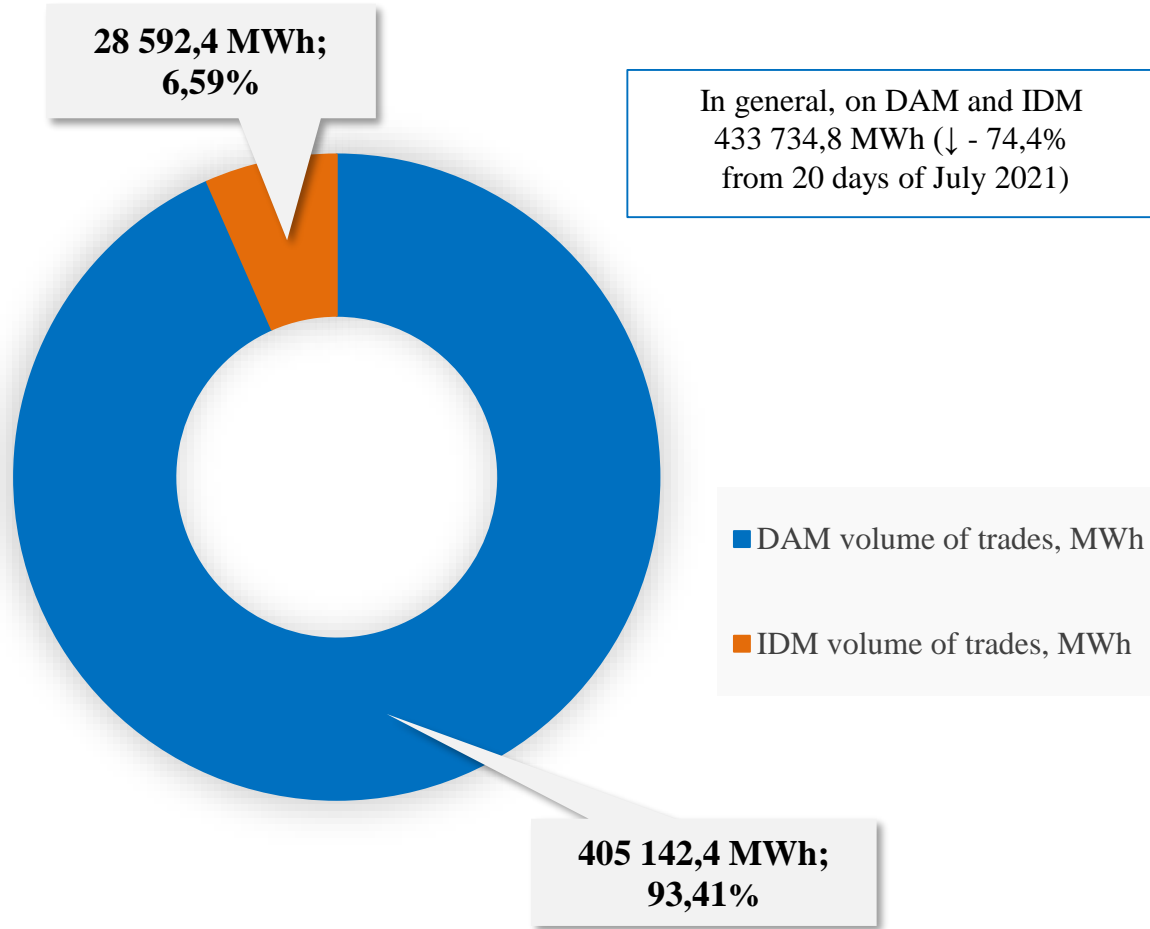
Intraday market



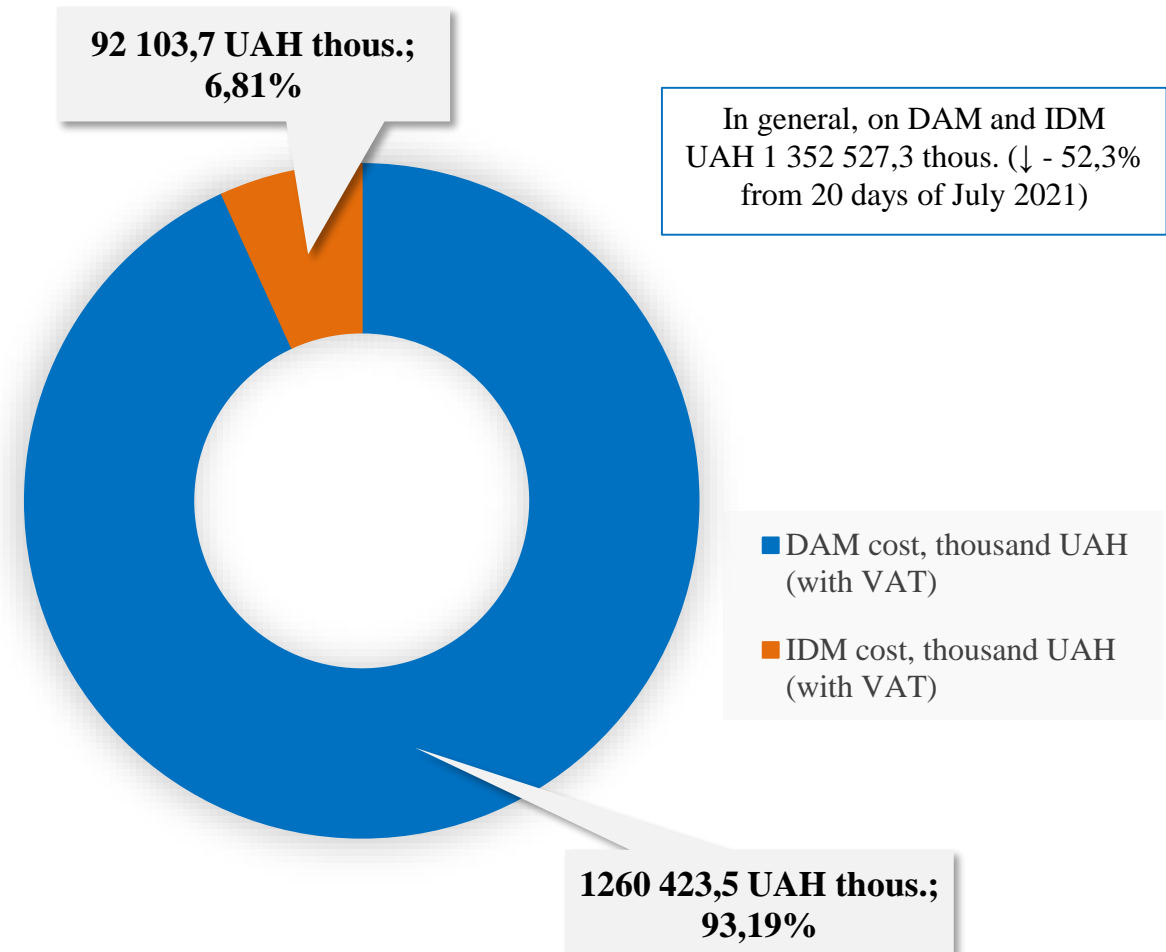
* - All prices are net of VAT

VOLUME AND COST OF ACCEPTED ELECTRICITY ON THE DAM AND IDM FOR 20 DAYS OF JULY 2022

DAM and IDM volume of trades

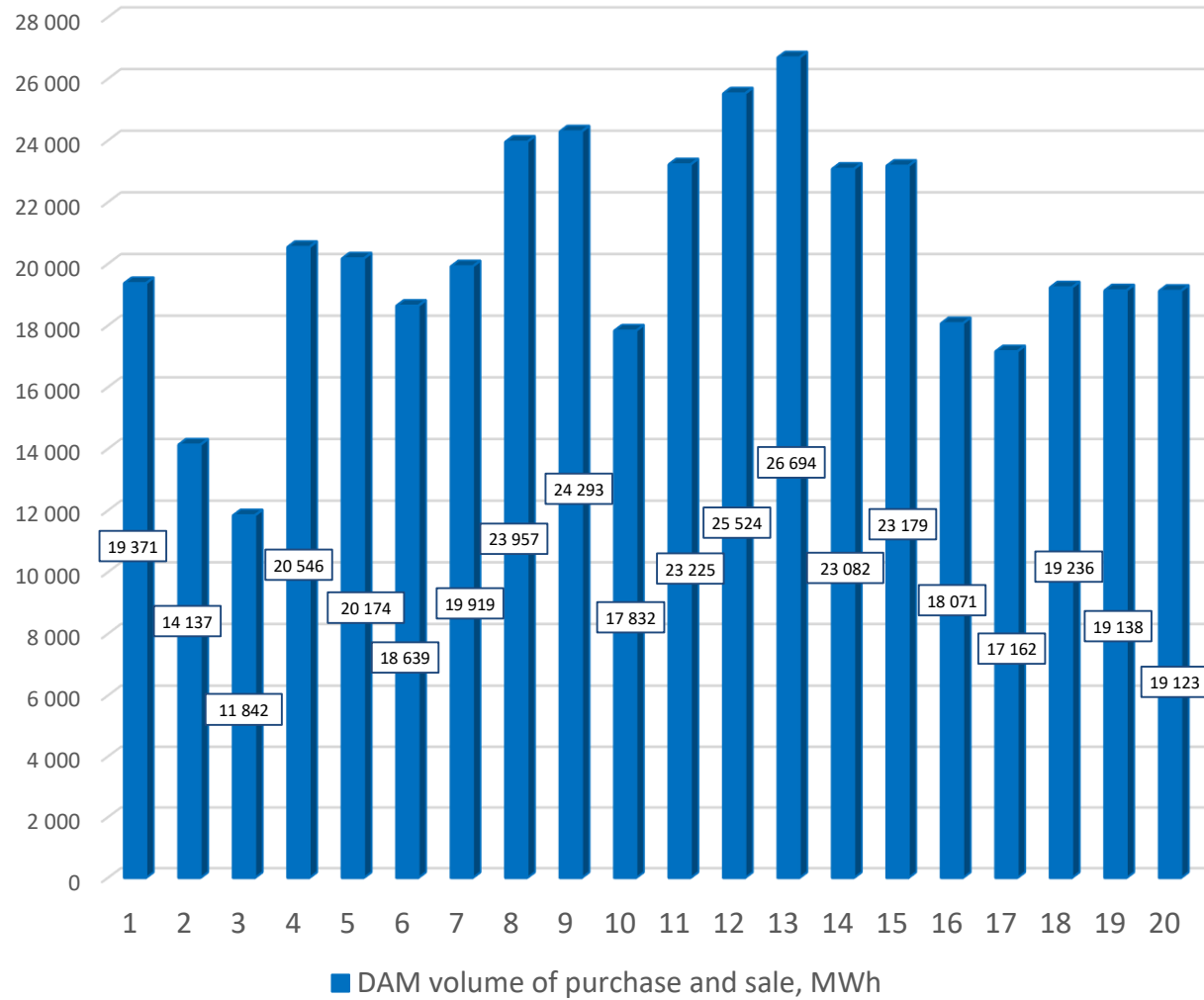


DAM and IDM cost indicators

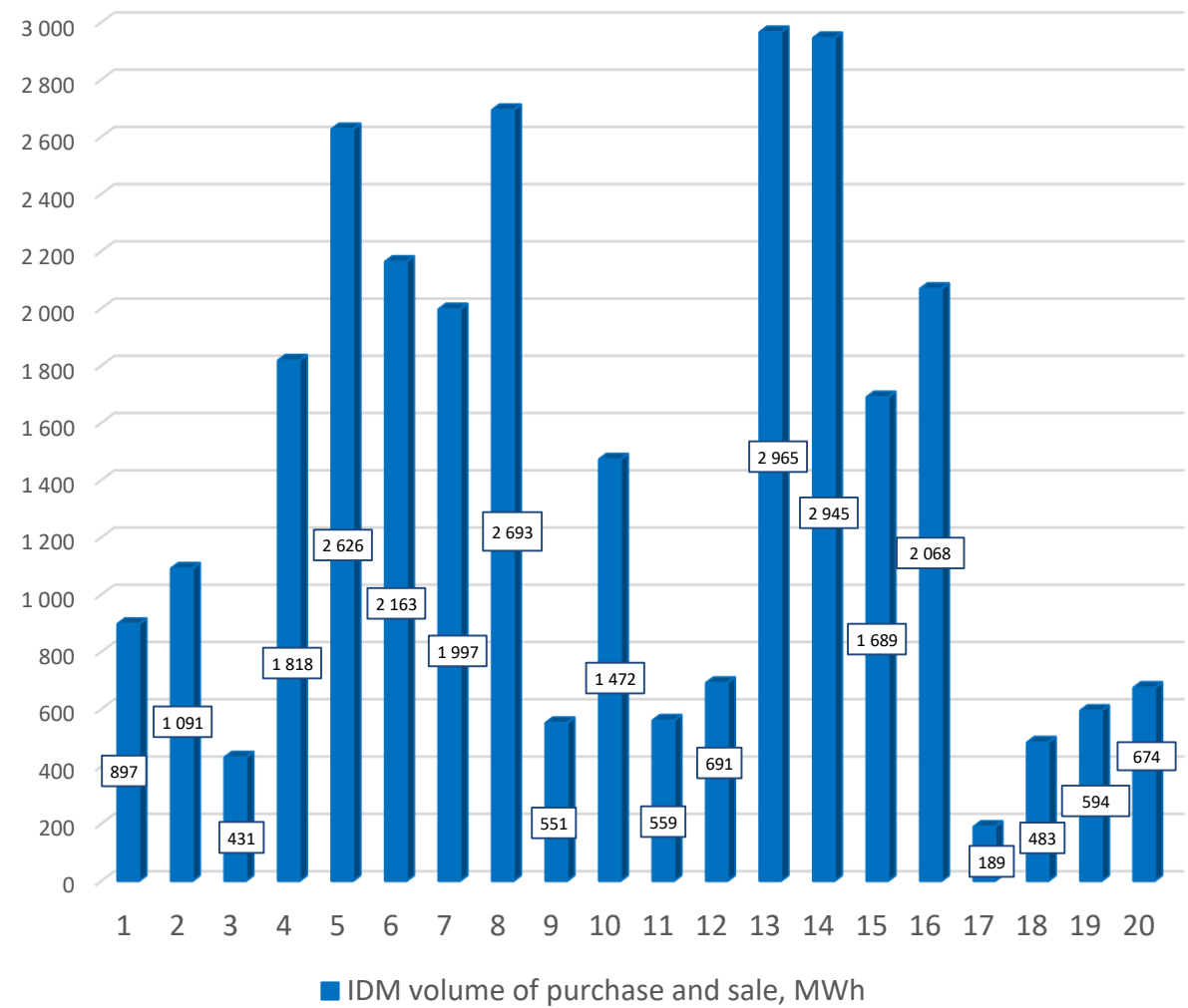


DAM/IDM VOLUMES OF PURCHASE AND SALE FOR 20 DAYS OF JULY 2022

DAM VOLUMES OF PURCHASE AND SALE

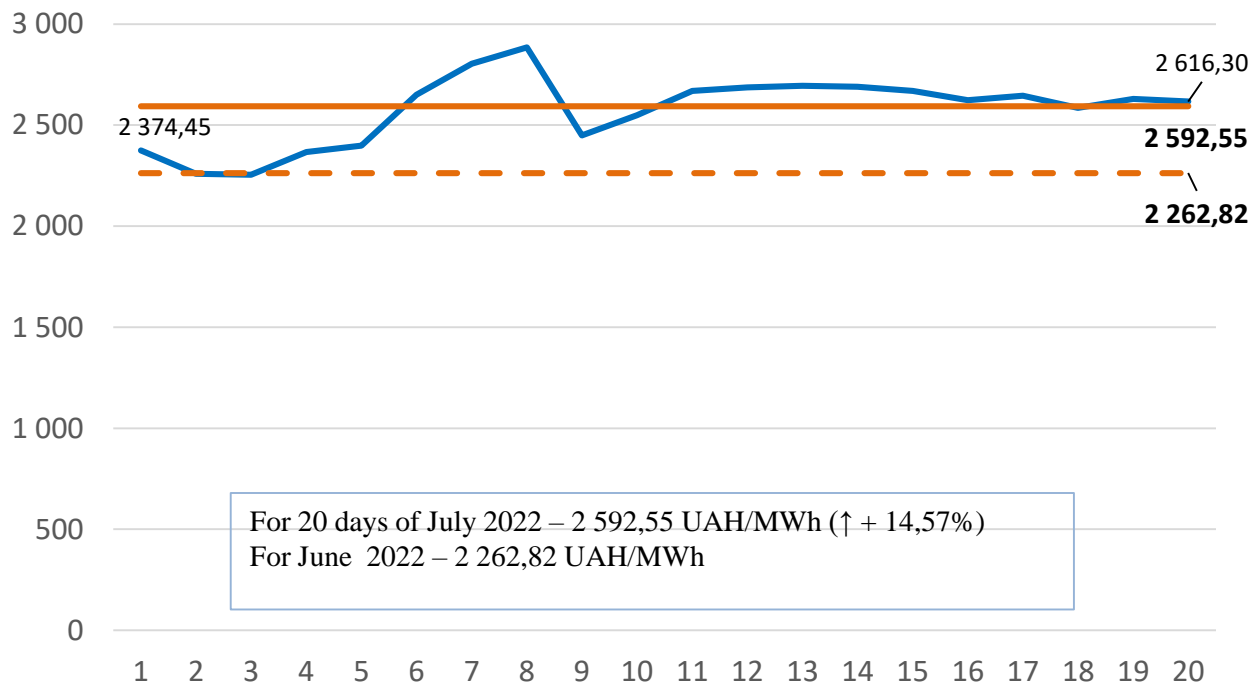


IDM VOLUMES OF PURCHASE AND SALE



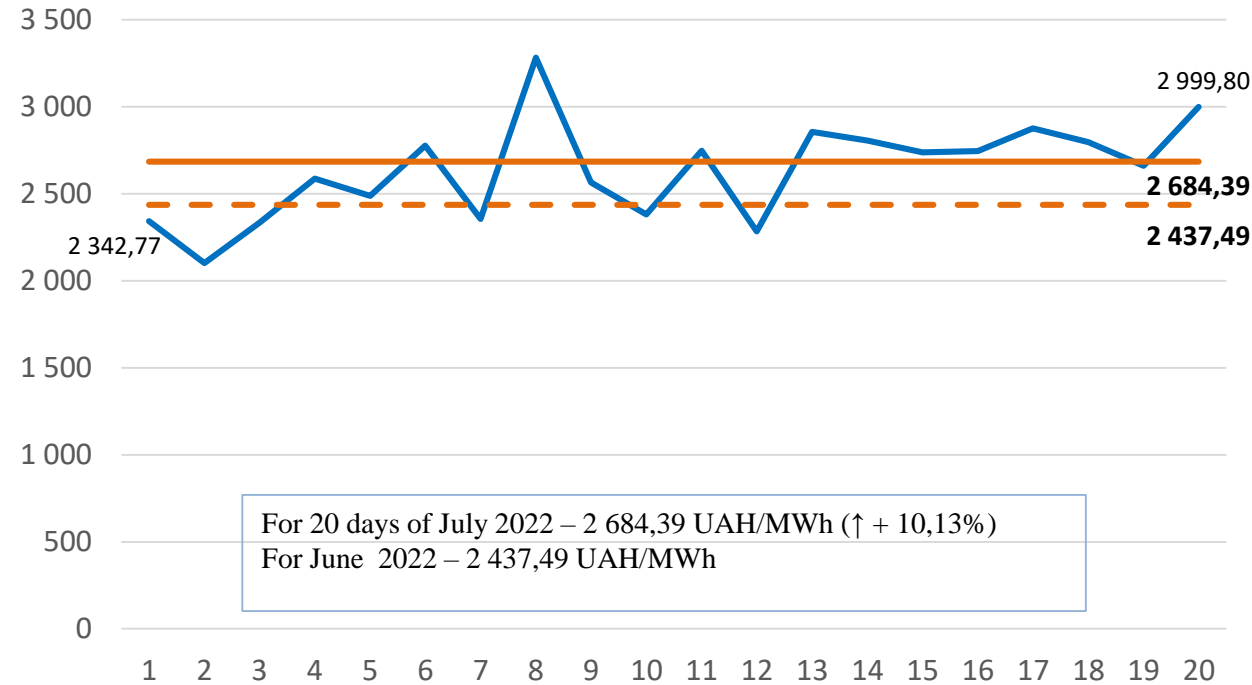
WEIGHTED AVERAGE PRICES OF ELECTRICITY PURCHASE AND SALE FOR 20 DAYS OF JULY 2022

DAM weighted average prices*



- Weighted average price for July, UAH/MWh
- DAM weighted average price for 20 days of July, UAH/MWh
- - DAM weighted average price for June, UAH/MWh

IDM weighted average prices*

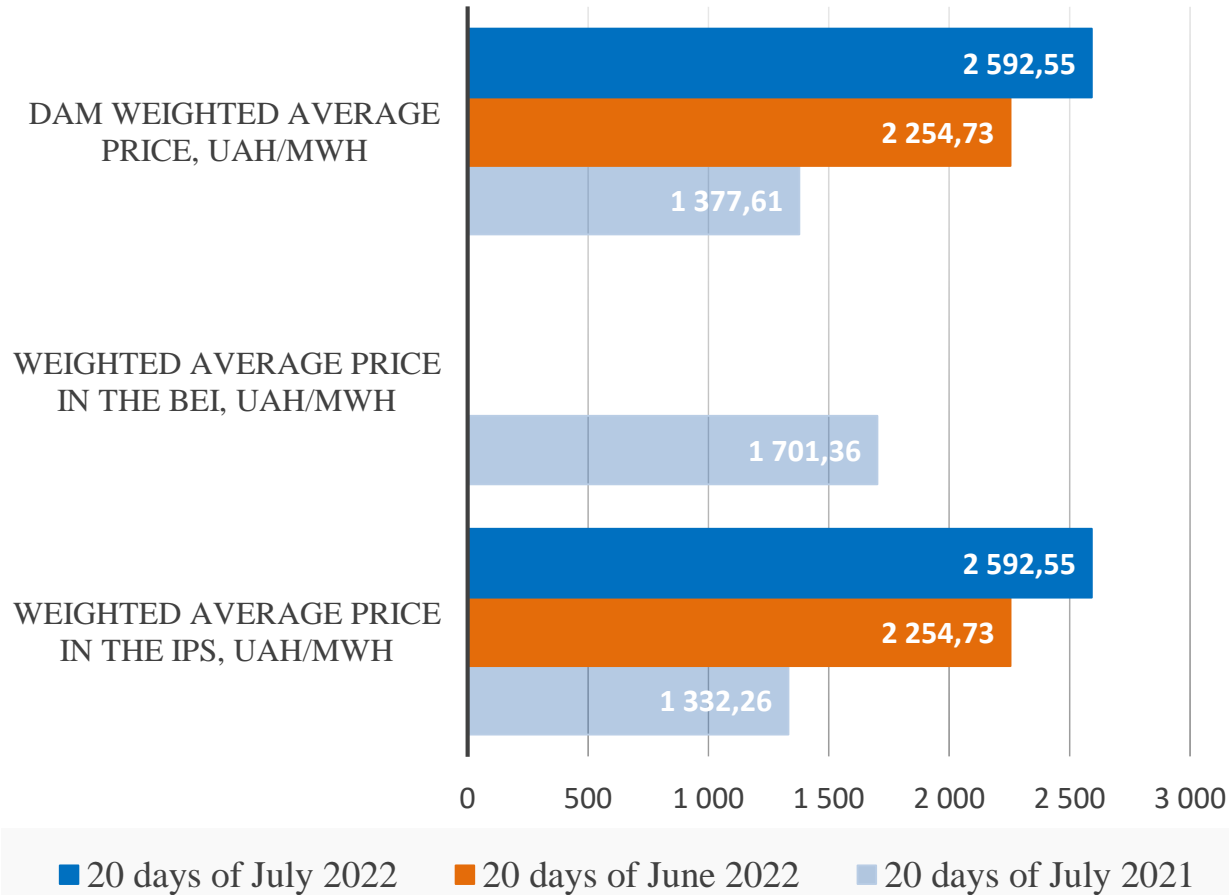


- Weighted average price for July, UAH/MWh
- IDM weighted average price for 20 days of July, UAH/MWh
- - IDM weighted average price for June, UAH/MWh

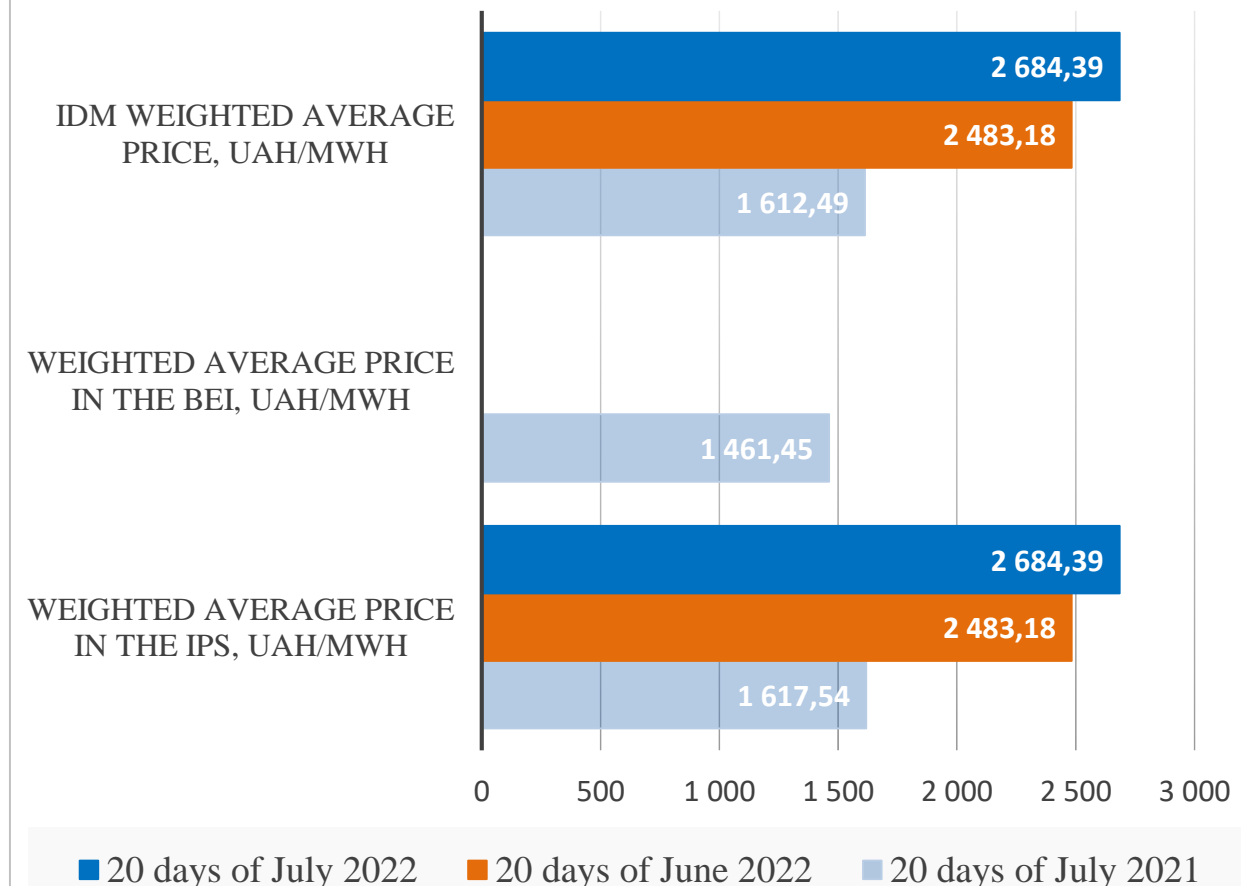
* - All prices are net of VAT

COMPARISON OF WEIGHTED AVERAGE PRICES ON THE DAM AND IDM FOR 20 DAYS OF JUNE, JULY 2022 AND JULY 2021

Day-ahead market



Intraday market



*- According to the resolution of the National Energy and Utilities Regulatory Commission No1179, dated on October 5, 2018, SE Market Operator determines and publishes the DAM weighted average actual price of electricity for the first 20 days of the previous settlement period on its official website no later than the 25th day of the previous settlement period.