

Emphases of DAM and IDM June 2022



June 2022

DAM RESULTS in the IPS of UKRAINE

Legislative changes in the electricity market, extended in June:

Order of the Ministry of Energy of Ukraine № 205 dated on 16.06.2022

«On revocation of the MEU order № 187 dated on 26.05.2022»

by which the following provisions were established :

- market participants shall purchase electric energy on the day-ahead market in the volume of at least 10% of consumers` consumption within 10-day period
- In case of electricity non-purchase in the mentioned amount, such market participant is obliged to buy the relevant volumes of electricity on the day-ahead market on the next 10-day period, otherwise such market participant acquires the "Default" status

Order of the Ministry of Energy of Ukraine № 215 dated on 24.06.2022

«On settlements at the electricity market»

- Measures implementation by NPC Ukrenergo on reduction of mutual debt with market participants under agreements on the settlement of electricity imbalances and on participation in the balancing market by way of setting off similar counterclaims formed in the period from 01.07.2019 to 31.05.2022.
- The reduction of NPC Ukrenergo debt is stipulated to market participants under agreements of ancillary services provision for the regulation of frequency and active capacity, which appeared on the day of this order`s entry into force, by way of setting off similar counterclaims regarding the debt of market participants to the transmission system operator for services from the dispatching (operational and technological) management

The volume of
electricity
accepted

411 GWh

Index
BASE

2 223,82
UAH/MWh

139

of active
participants

**UAH 1,116 billion (including VAT)
was transferred to electricity sellers
on the DAM**

DAM in the IPS in JUNE 2022



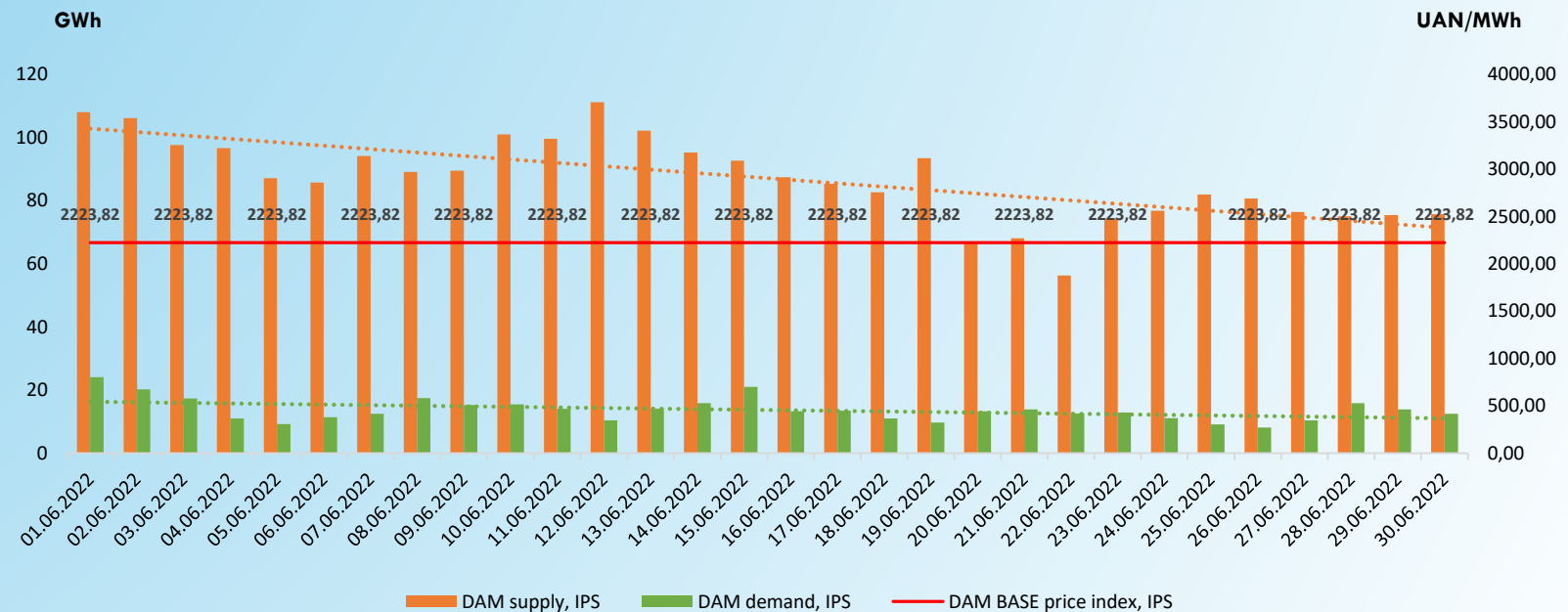
Emphases:

- ✓ **The DAM BASE index in the IPS has not changed in June 2022**
- ✓ **Decrease in demand from market participants by -19,8% (-101,8 GWh, demand in June amounted to 411 GWh)**
- ✓ **Decrease in supply by -6,9% (- 192,3 GWh, supply in June amounted to 2 611,9 GWh) from producers without suppliers and traders.**
- ✓ **There is no unaccepted amount of electricity on the DAM**
- ✓ **The BASE index on European markets was higher than the IPS base load price index**

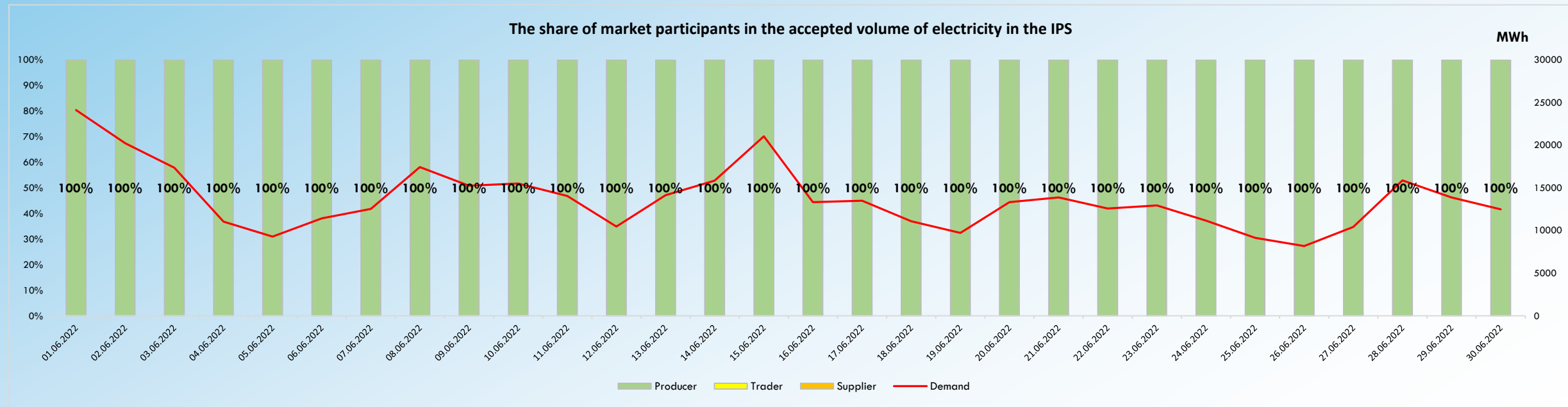
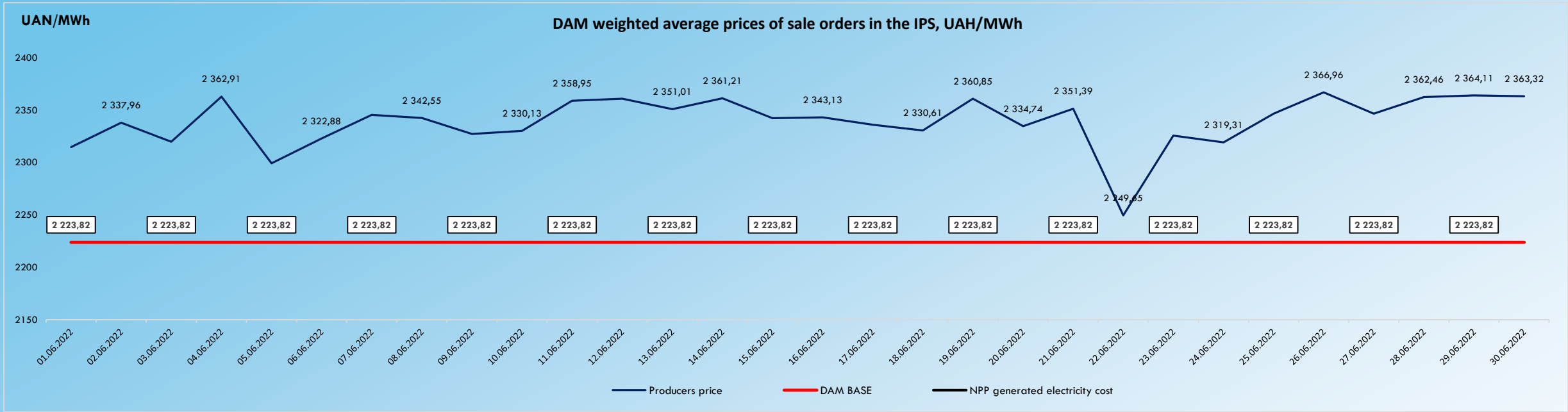
* comparison with May 2022

** Sales volumes of the Guaranteed buyer are considered in sales volumes of producers, purchase volumes of the Guaranteed buyer - in purchase volumes of suppliers

DAM demand and supply in the IPS



DAM in the IPS



June 2022

IDM RESULTS in the IPS of UKRAINE

**UAH 0,049 billion (including VAT)
was transferred to electricity sellers
on the IDM**

Legislative changes in the electricity market, extended in June:

NEURC`s Resolution № 561 dated on 31.05.2022

«On amendments to the NEURC`s Resolution № 332 dated on 25 February, 2022»:

the DAM/IDM participants in the IPS of Ukraine trading zone should indicate in their IDM orders the price of electrical energy at least 102% of the IDM price, defined by the MO for each settlement period of the respective delivery day

**The volume of
electricity
accepted**

**16,7
GWh**

**Weighted average
price**

**2 437,49
UAH/MWh**

**77
of active
participants**

IDM in the IPS in JUNE 2022



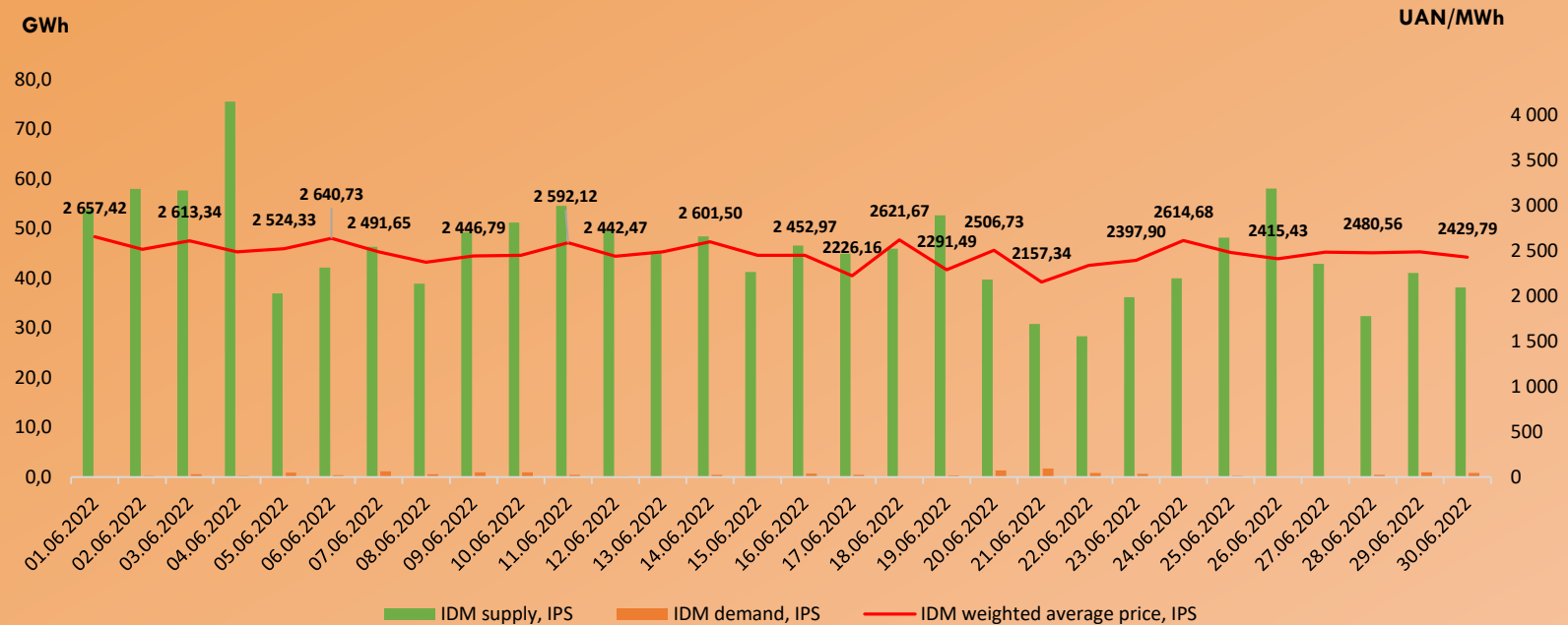
Emphases:

- ✓ **Decrease in the IDM weighted average price in the IPS by -12% (- UAH 332,61)**
- ✓ **Increase in demand by +5,3% (0,84 GWh, demand in June amounted to 16,7 GWh) through reducing purchases from producers by -97,4% while increasing purchases from DSOs by +43,9%, and suppliers by +90,5%**
- ✓ **Increase in supply by +20% (228,6 GWh, supply in June amounted to 1 374 GWh) from market participants**
- ✓ **IDM weighted average prices in the IPS are lower than those of European countries**

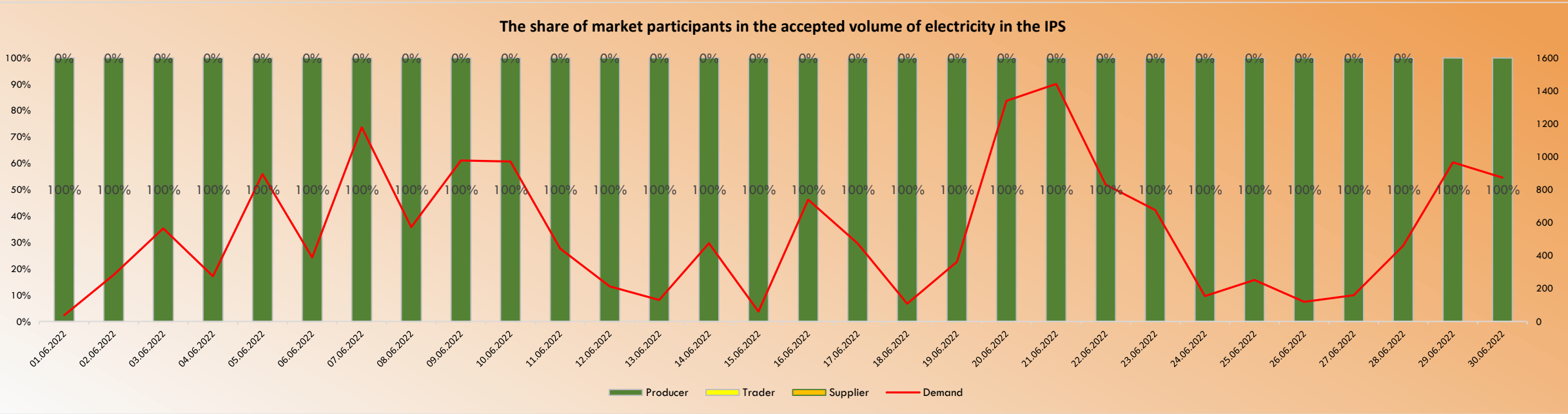
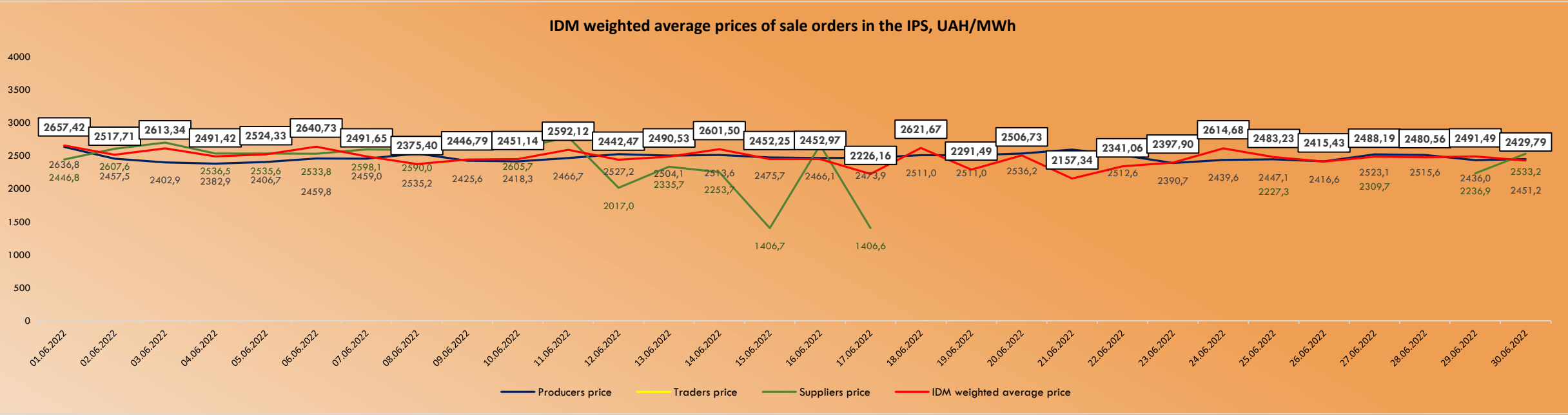
*comparison with May 2022

**Sales volumes of the Guaranteed buyer are considered in sales volumes of producers, purchase volumes of the Guaranteed buyer - in purchase volumes of suppliers

IDM demand and supply in the IPS



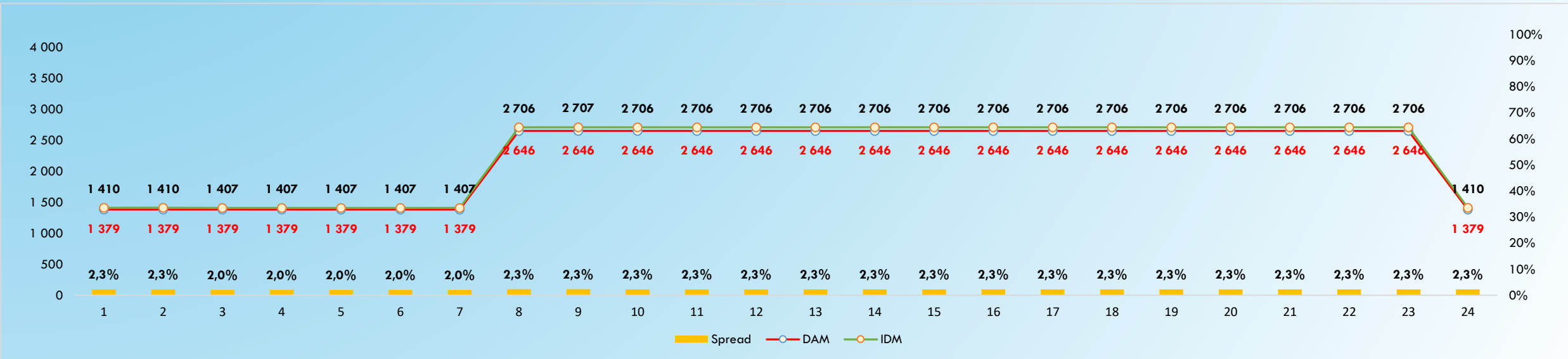
IDM in the IPS



DAM/IDM price spread in the IPS



DAM/IDM price spread (average hourly prices) in the IPS



The spread is calculated at the average prices of the respective days and hours. In the absence of bidding at certain hours on the IDM, the relevant DAM data were not taken into account in the calculation

Price indices of the European countries

The DAM average prices in the IPS of Ukraine were lower than the corresponding indicators of neighboring countries in June 2022, : the base-load price indices in the IPS were lower from -61,0% to -69,6%



		DAM		Comparison with other countries						
		UA	PL	RO	HU	SK	IPS/PL	IPS/RO	IPS/HU	IPS/SK
Prices:										
BASE	UAH/MWh	2 223,82	5 708,23	-61,0%	7 116,60	-68,8%	7 319,91	-69,6%	7 281,15	-69,5%
PEAK	UAH/MWh	2 646,25	5 626,30	-53,0%	7 090,22	-62,7%	7 364,93	-64,1%	7 292,22	-63,7%
OFFPEAK	UAH/MWh	1 801,40	5 835,73	-69,1%	7 143,01	-74,8%	7 274,91	-75,2%	7 270,11	-75,2%

The IDM weighted average prices in the IPS of Ukraine were lower than the corresponding indicators of the European countries from -64,4% to -67,6% in June 2022

Price:		IDM	Comparison with other countries			
		UA	SK	CZ	IPS/SK	IPS/CZ
Weighted average	UAH/MWh	2 437,49	7 519,16	-67,6%	6 848,57	-64,4%

Price indices of the European countries

European DAM prices increased in June 2022 slightly compared to May 2022. The increase in the countries bordering Ukraine ranged from +13,8% in Romania to +31,8% in Poland



	2021	2022					
	December	January	February	March	April	May	June
Ukraine, IPS	91,60	82,29	61,16	67,64	70,00	72,01	71,86
Ukraine, BEI	69,86	78,93	78,20				
Slovakia	232,06	194,64	171,33	279,34	183,41	194,77	235,53
Poland	179,79	146,5	115,57	143,75	125,71	139,95	184,45
Romania	230,21	192	188,51	274,22	174,3	202,25	230,19
Hungary	245,81	204,77	194,27	285,58	189,18	204,84	236,79
Czech Republic	228,69	179,57	154,98	260,15	174,09	188,99	224,75

Tendencies of the BASE index on the spot markets of Europe and Ukraine, EUR/MWh

