



# COMPARATIVE ANALYSIS

of the day-ahead market and  
the intraday market operating

for 10 days of June and May 2022

*Market Surveillance Department  
Surveillance division  
13.06.2022*

# THE MAIN INDICATORS OF DAM AND IDM FOR 10 DAYS OF JUNE 2022

## ➤ Day-ahead market

Indicator	10 days of June 2022	10 days of May 2022	Change,%	30 days of May 2022	Change,%
Base index, UAH/MWh	2 223,82	2 223,82	0,00%	2 223,82	0,00%
Peak index, UAH/MWh	2 646,25	2 646,25	0,00%	2 646,25	0,00%
Off-peak index, UAH/MWh	1 801,40	1 801,40	0,00%	1 801,40	0,00%
DAM weighted average price, UAH/MWh	2 255,72	2 287,60	↓ - 1,39%	2 238,46	↑ + 0,77%
DAM volume of purchase and sale, MWh	154 118,7	262 460,7	↓ - 41,28%	106 834,4	↑ + 44,26%
DAM average daily volume of trades, MWh	15 411,9	26 246,1	↓ - 41,28%	9 712,2	↑ + 58,69%

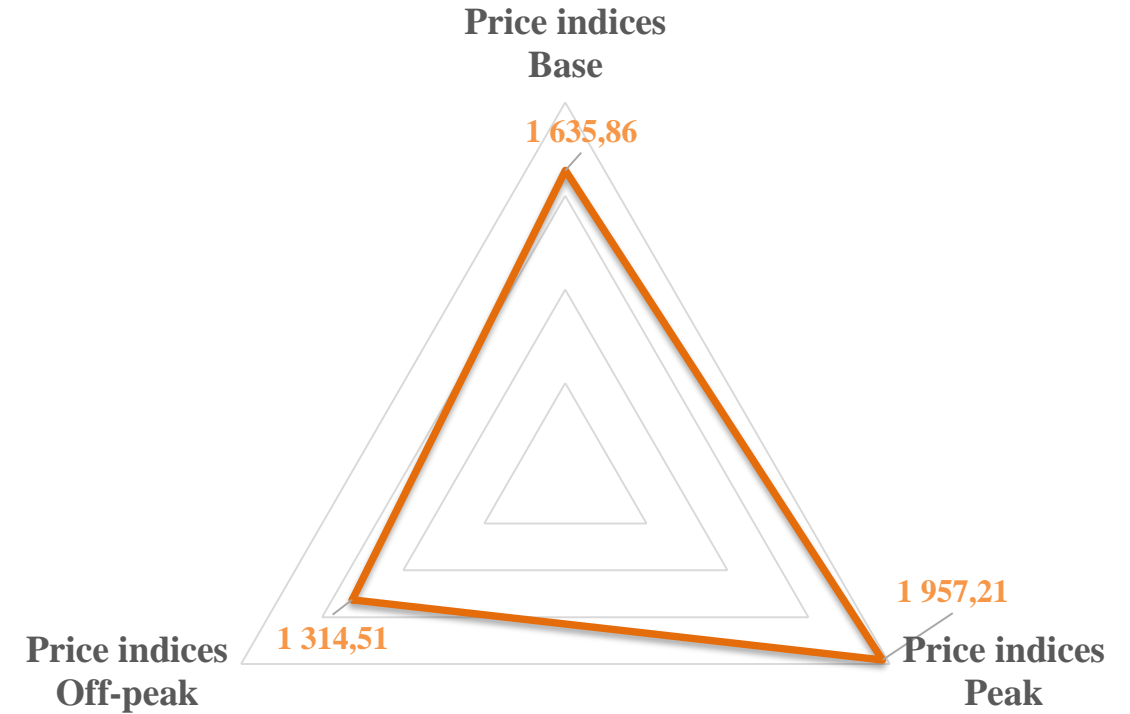
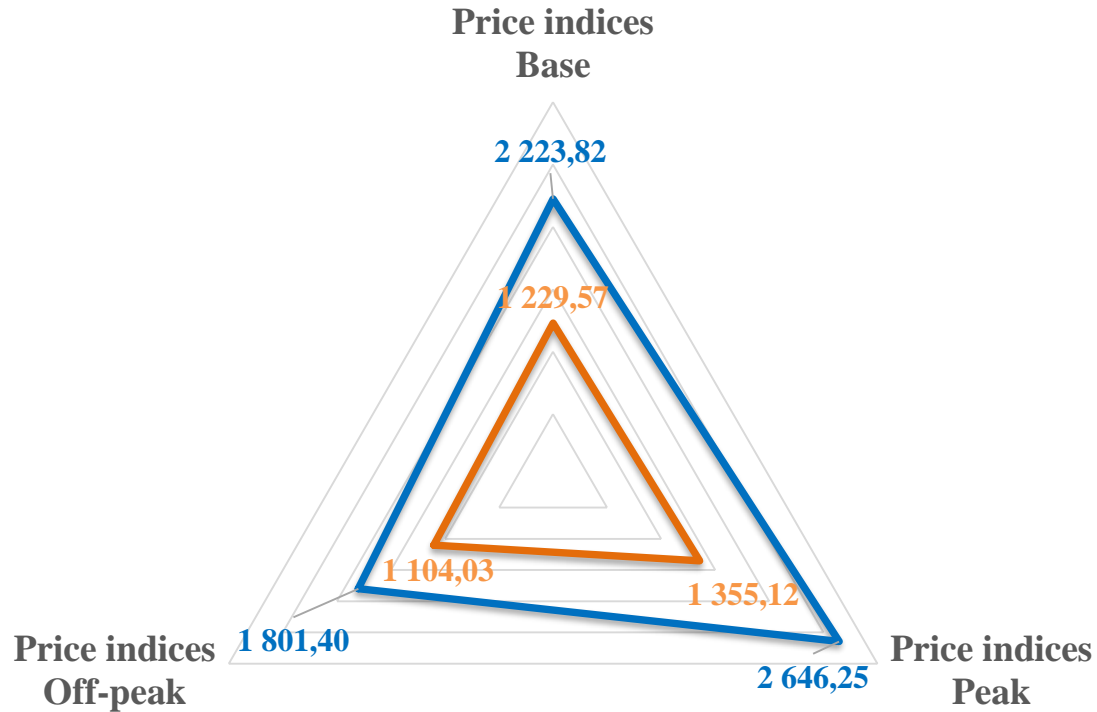
## ➤ Intraday market

Indicator	10 days of June 2022	10 days of May 2022	Change,%	30 days of May 2022	Change,%
IDM weighted average price, UAH/MWh	2 494,90	2 757,08	↓ - 9,51%	2 787,58	↓ - 10,50%
IDM volume of purchase and sale, MWh	6 150,1	3 018,3	↑ + 103,76%	9 952,9	↓ - 38,21%
IDM average daily volume of trades, MWh	615,0	301,8	↑ + 103,76%	904,8	↓ - 32,03%

# DAM PRICE INDICES COMPARISON FOR 10 DAYS OF JUNE 2022 AND 10 DAYS OF JUNE 2021

Trading zone: IPS of Ukraine

Trading zone: Burshtyn TPP Island

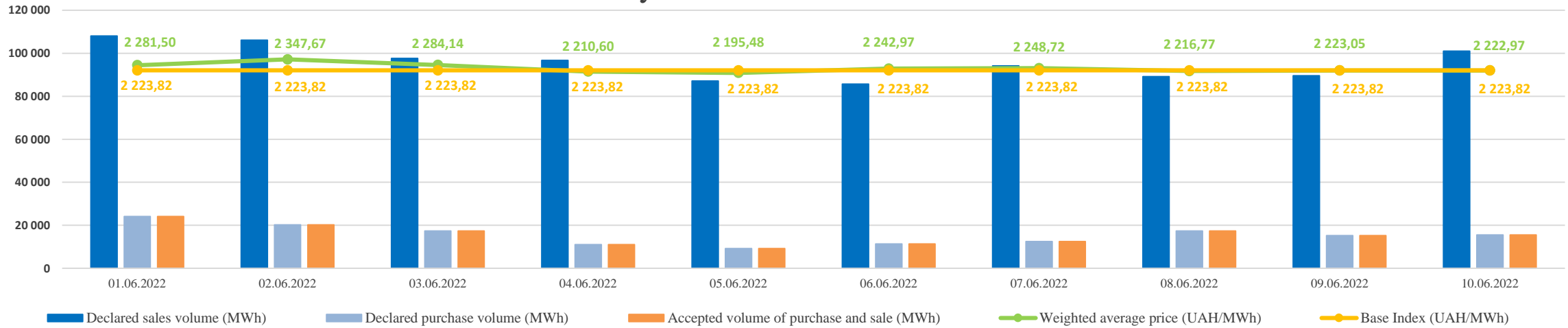


— 10 days of June 2022    — 10 days of June 2021

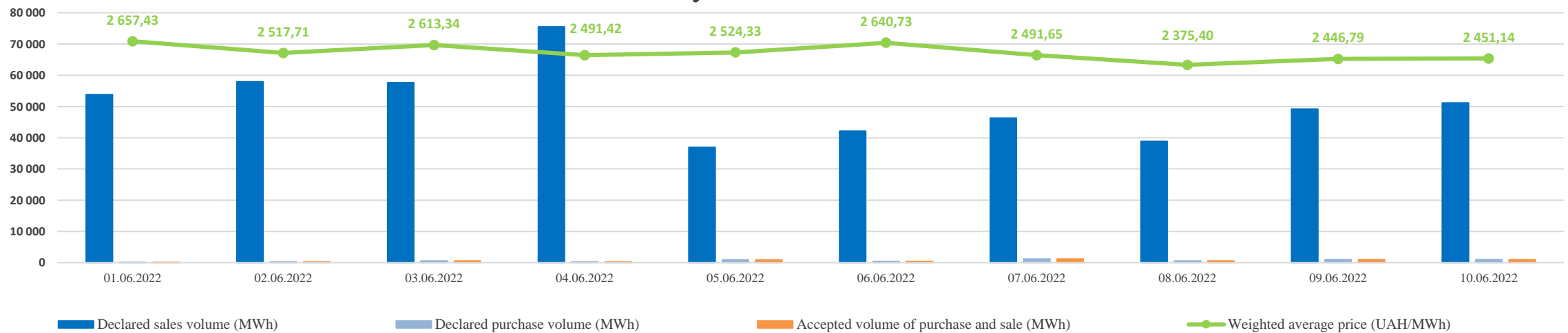
— 10 days of June 2022    — 10 days of June 2021

# CONSOLIDATED ORDERS FOR SALE AND PURCHASE ON THE DAM AND IDM

## Day-ahead market



## Intraday market



\* - All prices are net of VAT

# PRICES. PRICES COMPARISON OF THE EUROPEAN COUNTRIES FOR 10 DAYS OF JUNE 2022

	DAM		Comparison with other countries							
	UA	PL	RO		HU		SK			
Prices:		OEC/PL	OEC/RO	OEC/HU	OEC/SK					
BASE	грн./МВт.год	2 223,82	5 571,53	▼ -60,1%	6 165,98	▼ -63,9%	6 197,48	▼ -64,1%	6 176,20	▼ -64,0%
PEAK	грн./МВт.год	2 646,25	5 671,73	▼ -53,3%	6 350,66	▼ -58,3%	6 375,38	▼ -58,5%	6 371,48	▼ -58,5%
OFFPEAK	грн./МВт.год	1 801,40	5 404,60	▼ -66,7%	5 981,26	▼ -69,9%	6 019,58	▼ -70,1%	5 980,91	▼ -69,9%

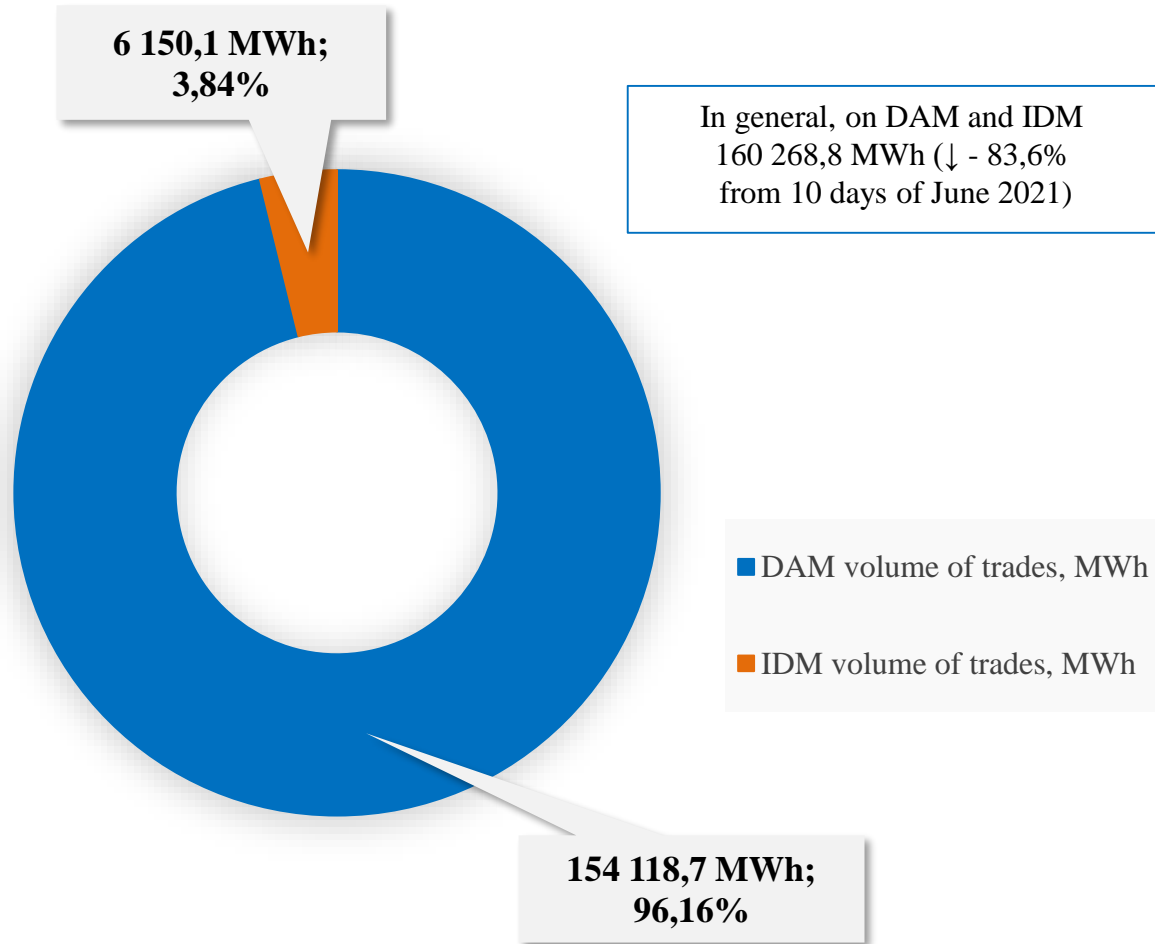
The DAM average prices for 10 days of June 2022 remain lower than the corresponding figures of neighboring countries by 60,1%-64,1%.

	IDM		Comparison with other countries			
	UA	SK	CZ			
Price:		OEC/SK	OEC/CZ			
Weighted average	грн./МВт.год	2 494,90	6 271,68	▼ -60,2%	6 041,23	▼ -58,7%

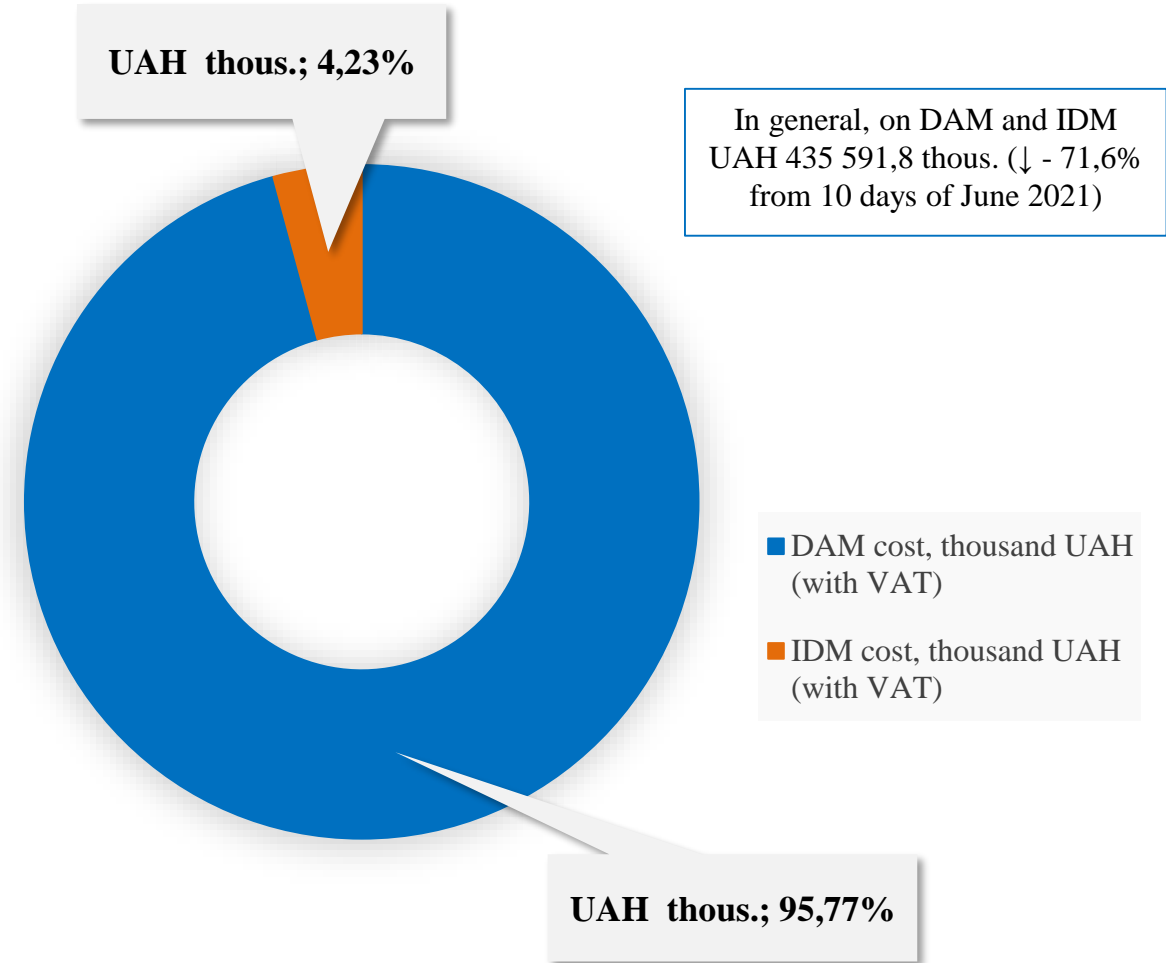
The IDM weighted average prices for 10 days of June 2022 are lower than the corresponding figures of European countries by 58,7%-60,2%.

# VOLUME AND COST OF ACCEPTED ELECTRICITY ON THE DAM AND IDM FOR 10 DAYS OF JUNE 2022

## DAM and IDM volume of trades

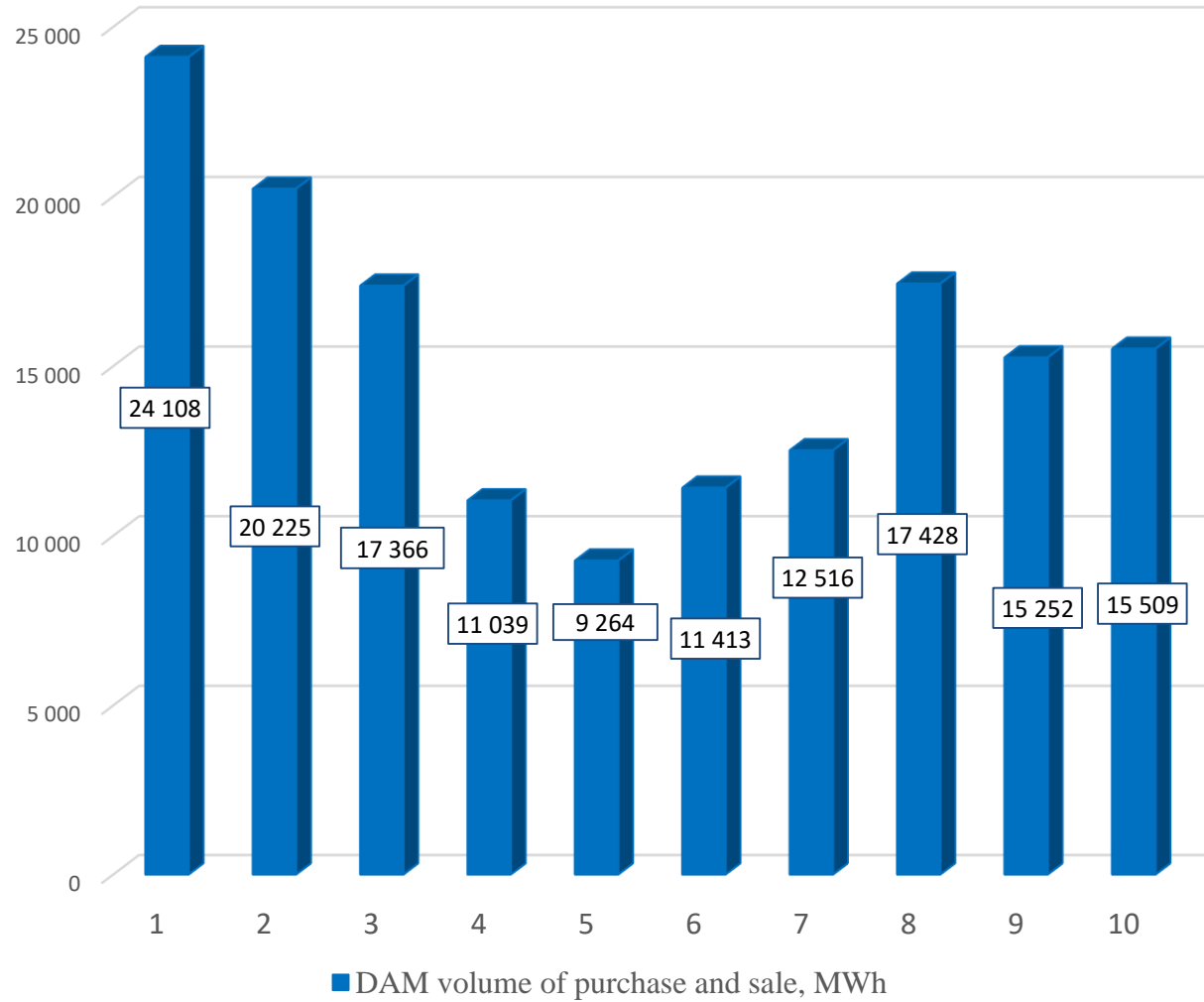


## DAM and IDM cost indicators

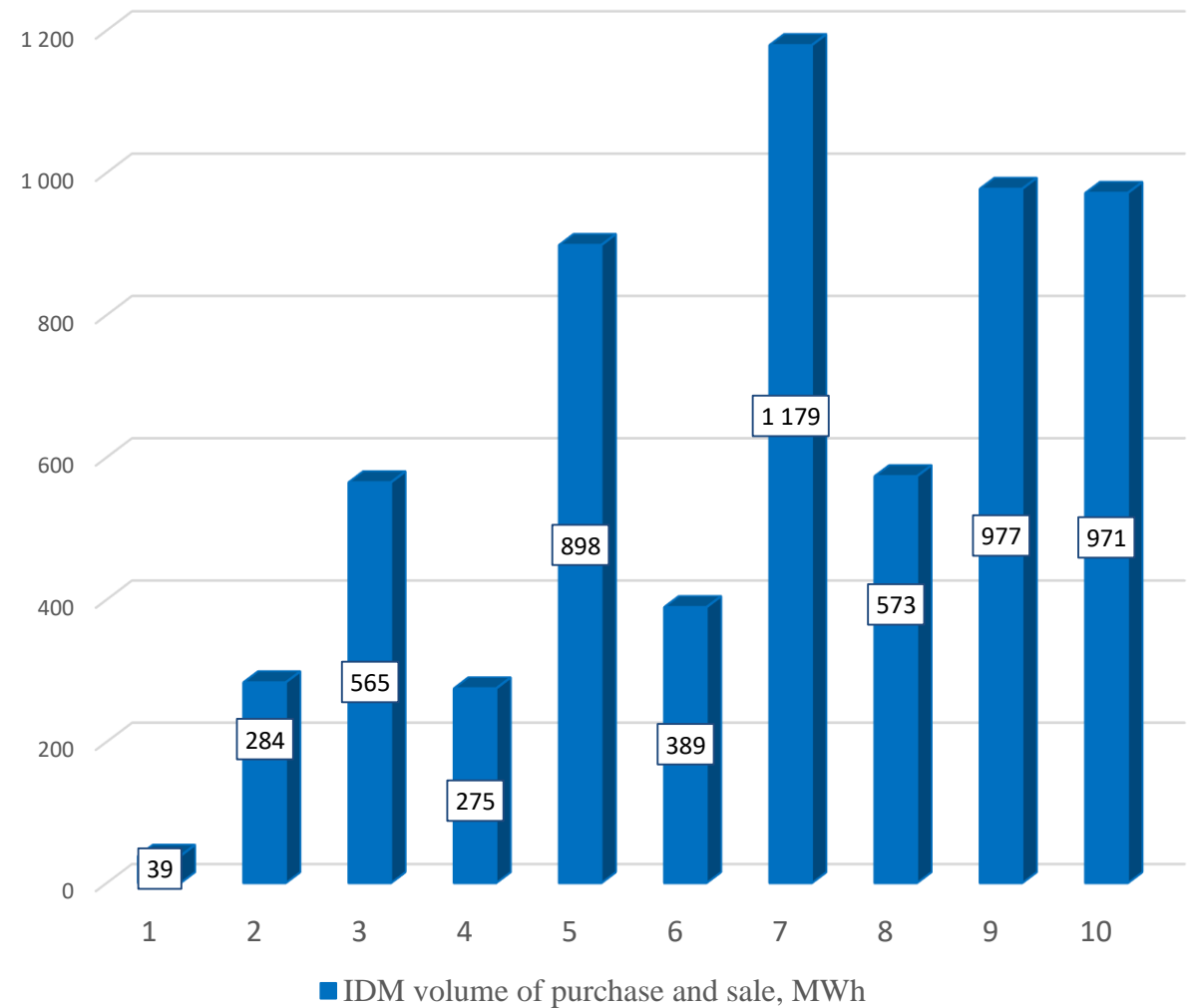


# DAM/IDM VOLUMES OF PURCHASE AND SALE FOR 10 DAYS OF JUNE 2022

## DAM VOLUMES OF PURCHASE AND SALE

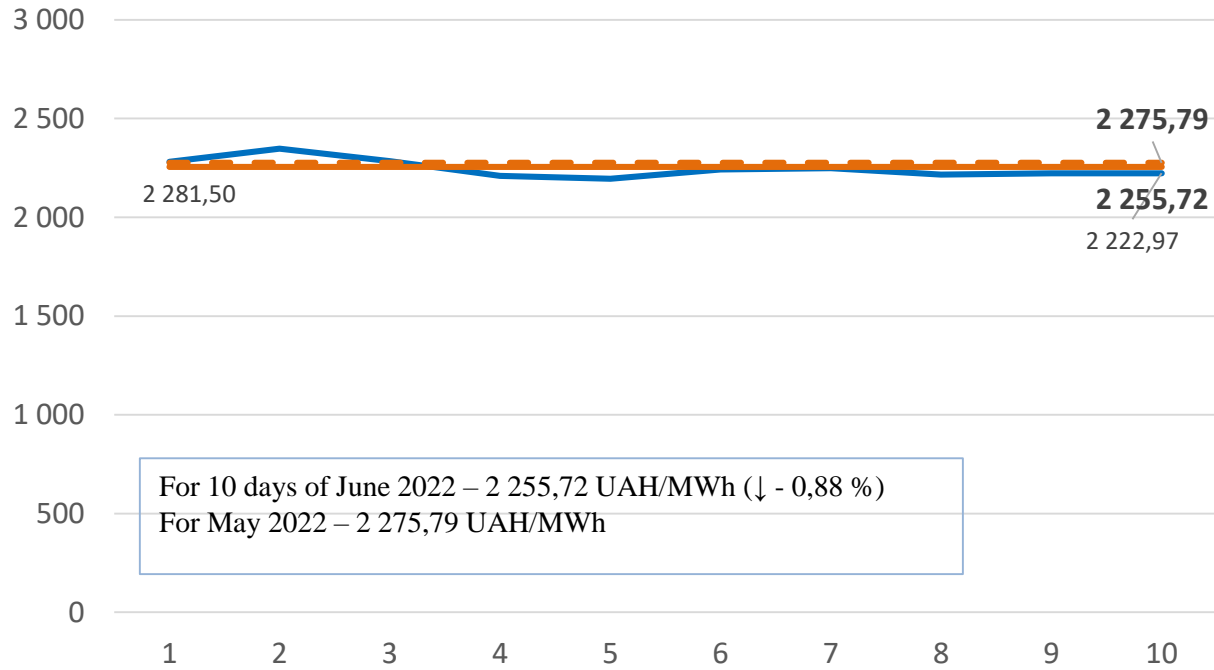


## IDM VOLUMES OF PURCHASE AND SALE



# WEIGHTED AVERAGE PRICES OF ELECTRICITY PURCHASE AND SALE FOR 10 DAYS OF JUNE 2022

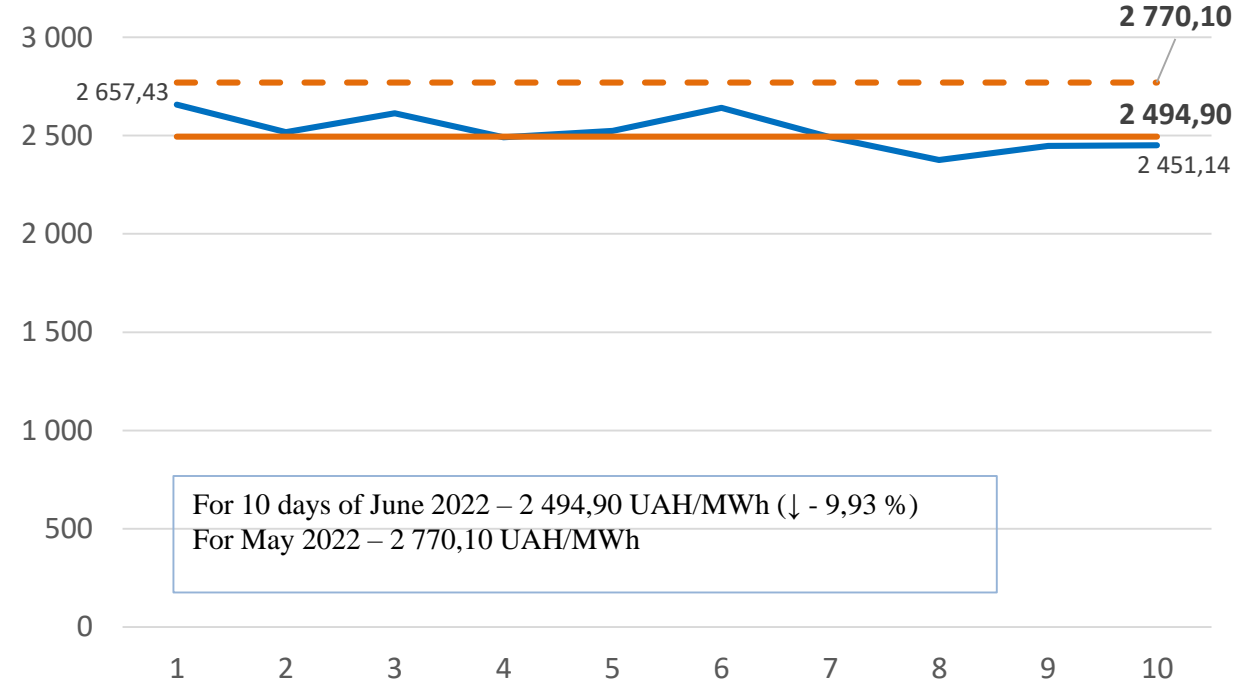
## DAM weighted average prices\*



For 10 days of June 2022 – 2 255,72 UAH/MWh (↓ - 0,88 %)  
For May 2022 – 2 275,79 UAH/MWh

- Weighted average price for June, UAH/MWh
- DAM weighted average price for 10 days of June, UAH/MWh
- - - DAM weighted average price for May, UAH/MWh

## IDM weighted average prices\*



For 10 days of June 2022 – 2 494,90 UAH/MWh (↓ - 9,93 %)  
For May 2022 – 2 770,10 UAH/MWh

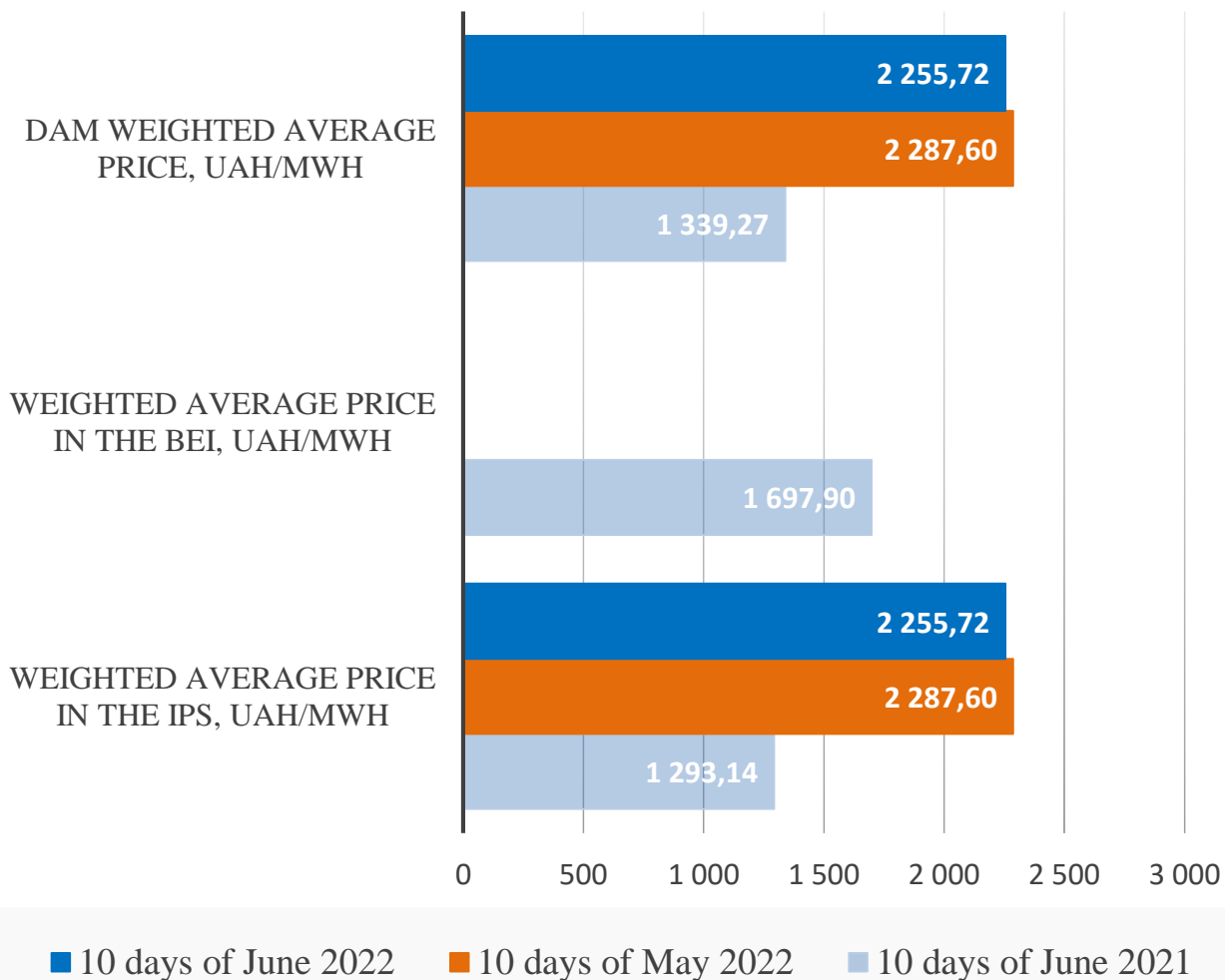
- Weighted average price for June, UAH/MWh
- IDM weighted average price for 10 days of June, UAH/MWh
- - - IDM weighted average price for May, UAH/MWh

\* - All prices are net of VAT

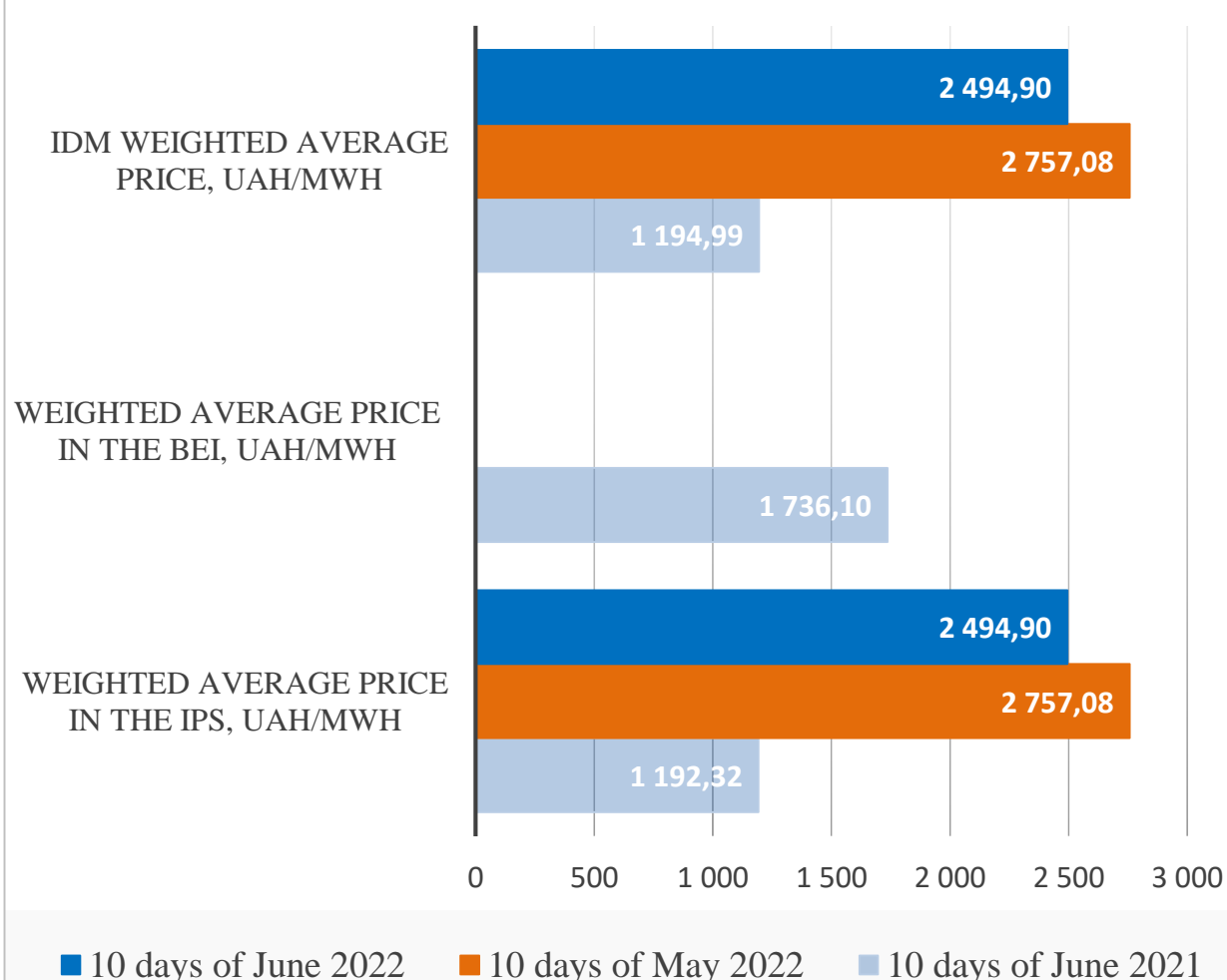


# COMPARISON OF WEIGHTED AVERAGE PRICES ON THE DAM AND IDM FOR 10 DAYS OF MAY, JUNE 2022 AND JUNE 2021

## Day-ahead market



## Intraday market



\* - All prices are net of VAT