

Emphases of DAM and IDM May 2022



May 2022

DAM RESULTS in the IPS of UKRAINE

Legislative changes in the electricity market, extended in May:

NEURC`s Resolution № 454 dated on 03.05.2022

«On amendments to the NEURC`s Resolution No332 dated on 25 February, 2022»:

The maximum volume of electricity sales for a trading day d on the BC, DAM, IDM and electricity export by market participants is determined in % of the total volume of electricity issued per d-3 of this market participant according to the available commercial accounting data in the market management system at the time of calculation

Order of the Ministry of Energy of Ukraine № 187 dated on 26.05.2022

«On stabilization of the electricity market»:

- market participants shall purchase electric energy on the day-ahead market in the volume of at least 10% of consumers` consumption within 10-day period
- In case of electricity non-purchase in the mentioned amount, such market participant is obliged to buy the relevant volumes of electricity on the day-ahead market on the next 10-day period, otherwise such market participant acquires the status of "Default"

NEURC`s Resolution № 488 dated on 17.05.2022

«On amendments to the NEURC`s Resolution № 2236 dated on 17 November, 2021»:

a new tariff for making transactions of electricity purchase and sale on the day-ahead market and the intraday market is approved

The volume of
electricity
accepted

512,8 GWh

Index
BASE

2 223,82
UAH/MWh

144

of active
participants

**UAH 1,400 billion (including VAT)
was transferred to electricity sellers
on the DAM**

DAM in the IPS in MAY 2022



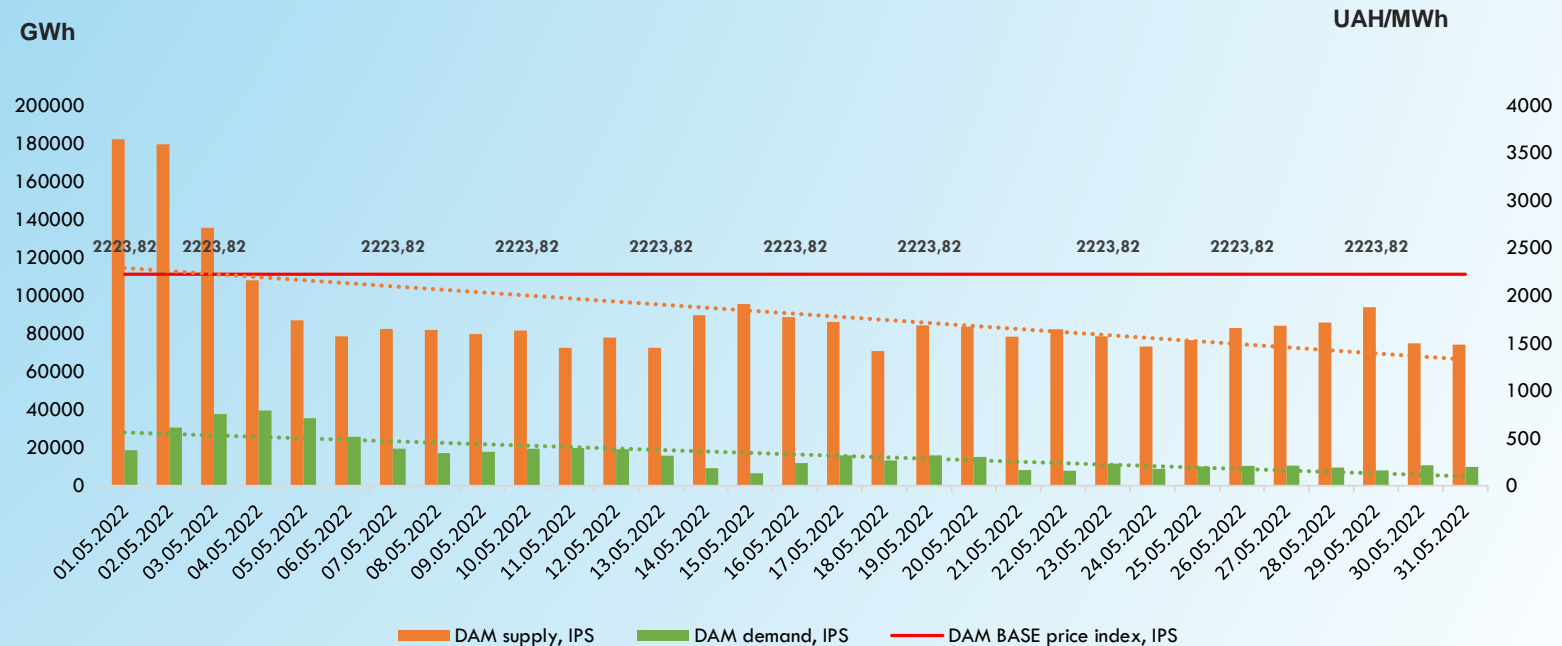
Emphases:

- ✓ **The DAM BASE index in the IPS has not changed in May 2022**
- ✓ **Decrease in demand from market participants by -31,8% (-239,3 GWh, demand in May amounted to 512,8 GWh).**
- ✓ **Decrease in supply by -55,3% (- 3 470,3 GWh, supply in May amounted to 2 804,2 GWh) from producers without suppliers and traders.**
- ✓ **There is an available unaccepted volume on the DAM of 29,8 MWh for 06.05.2022**
- ✓ **The BASE index on European markets was higher than the IPS base load price index**

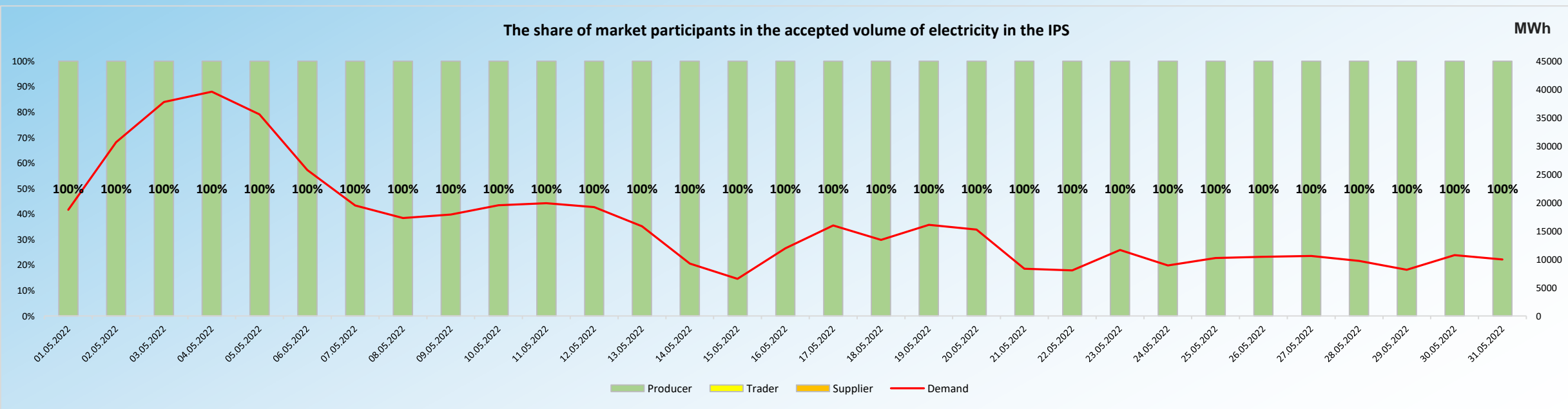
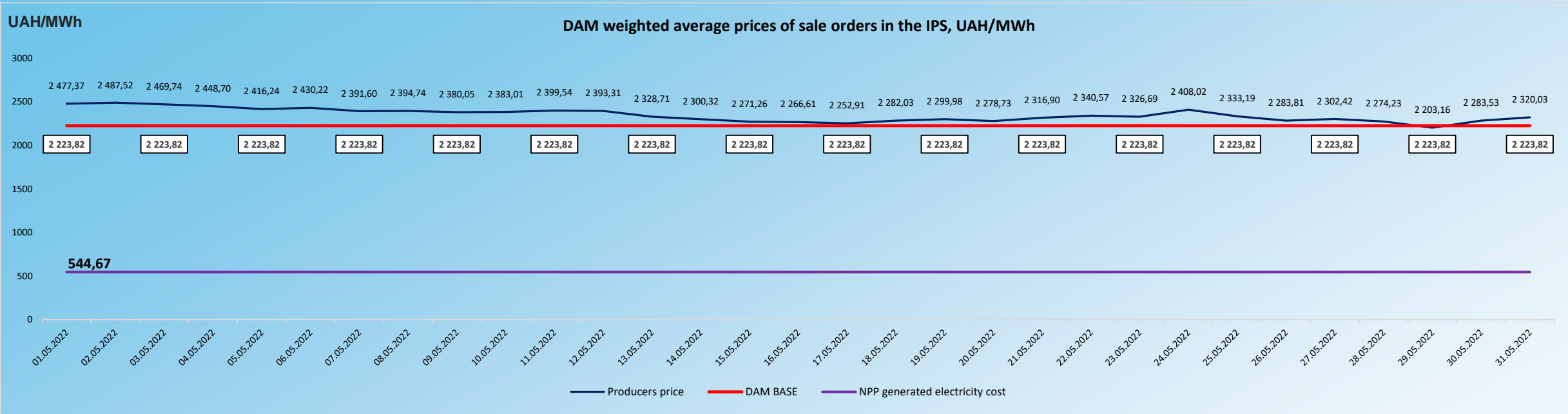
* comparison with April 2022

**Sales volumes of the Guaranteed buyer are considered in sales volumes of producers, purchase volumes of the Guaranteed buyer - in purchase volumes of suppliers

DAM demand and supply in the IPS



DAM in the IPS



May 2022

IDM RESULTS in the IPS of UKRAINE

**UAH 0,053 billion (including VAT)
was transferred to electricity sellers
on the IDM**

Legislative changes in the electricity market, extended in May:

NEURC`s Resolution № 454 dated on 03.05.2022

«On amendments to the NEURC`s Resolution No332 dated on 25 February, 2022»:

The maximum volume of electricity sales for a trading day d on the BC, DAM, IDM and electricity export by market participants is determined in % of the total volume of electricity issued per d-3 of this market participant according to available commercial accounting data in the market management system at the time of calculation

NEURC`s Resolution № 488 dated on 17.05.2022

«On amendments to the NEURC`s Resolution № 2236 dated on 17 November, 2021»:

a new tariff for making transactions of electricity purchase and sale on the day-ahead market and the intraday market is approved

**The volume of
electricity
accepted**

**15,9
GWh**

**Weighted average
price**

**2 770,10
UAH/MWh**

**71
of active
participants**

IDM in the IPS in MAY 2022



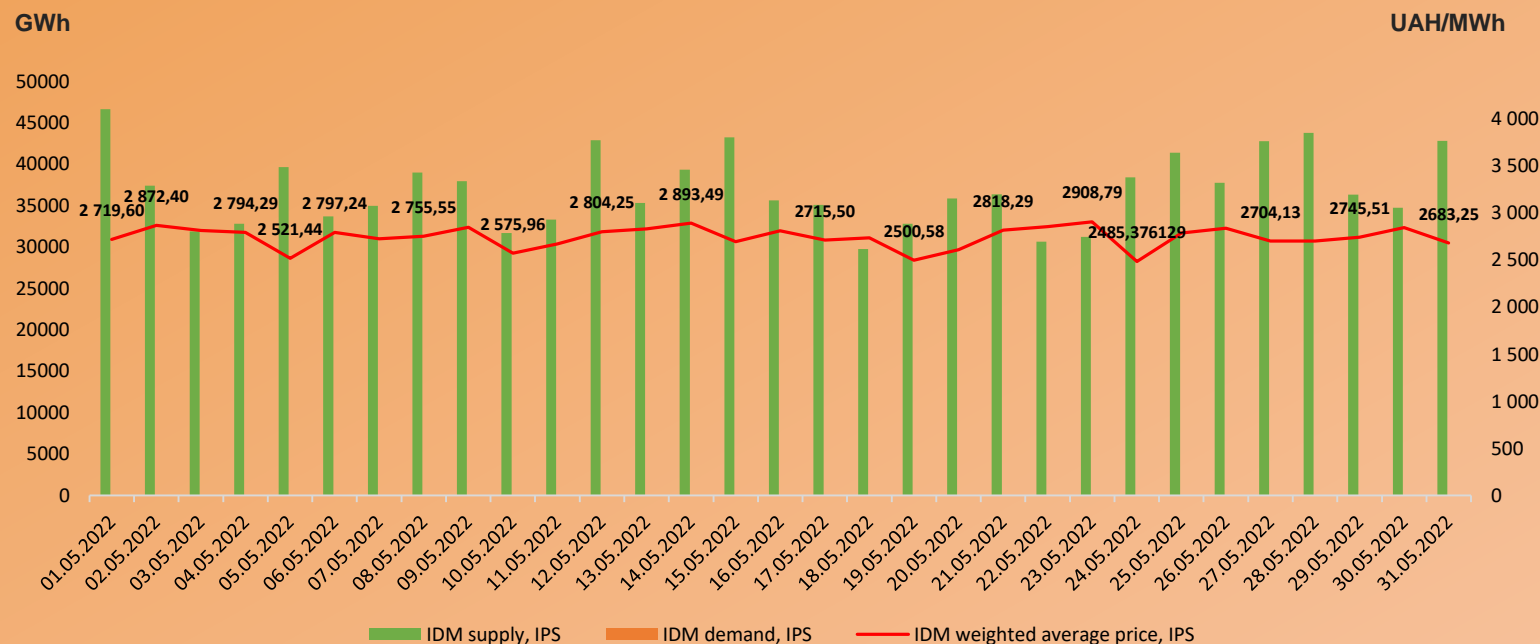
Emphases:

- ✓ Increase of the weighted average price on the IDM in the IPS by +8,1% (UAH 207,48)
- ✓ Decrease in demand by -20,6% (-4,1 GWh, demand in May amounted to 15,9 GWh) through reduced purchases from suppliers by -47,1%, DSOs by -83,5%, traders by -100%, while increasing producer`s purchase by +281,4%
- ✓ Increase in supply by +17,6% (171,6 GWh, supply in May amounted to 1 145,4 GWh) from market participants
- ✓ IDM weighted average prices in the IPS are lower than those of European countries

*comparison with April 2022

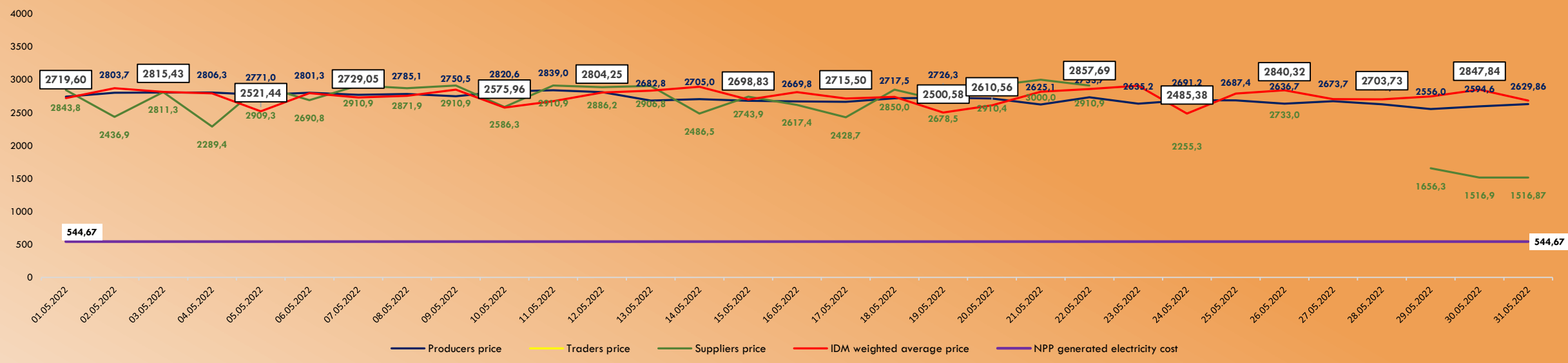
**Sales volumes of the Guaranteed buyer are considered in sales volumes of producers, purchase volumes of the Guaranteed buyer - in purchase volumes of suppliers

IDM demand and supply in the IPS



IDM in the IPS

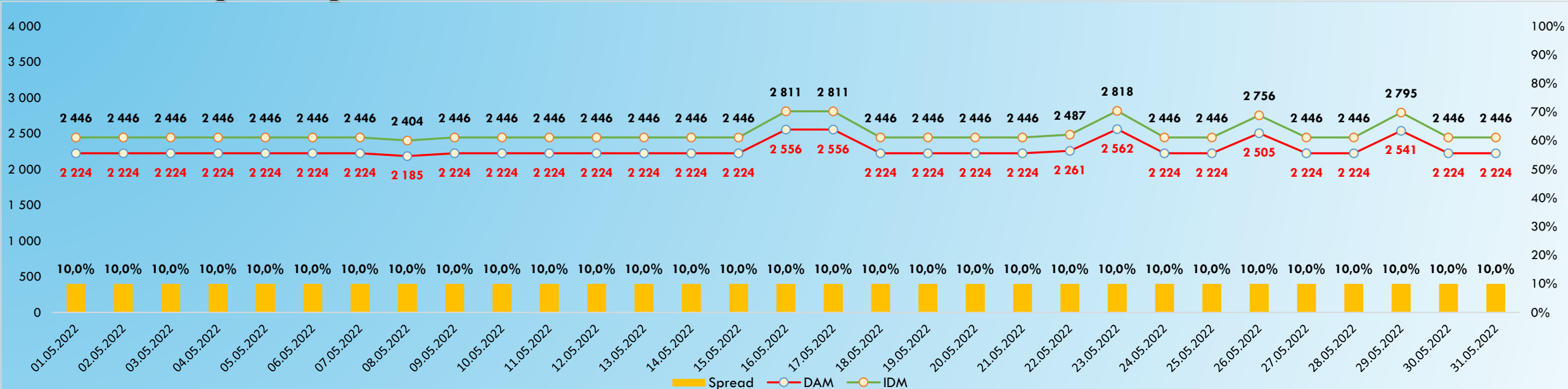
IDM weighted average prices of sale orders in the IPS, UAH/MWh



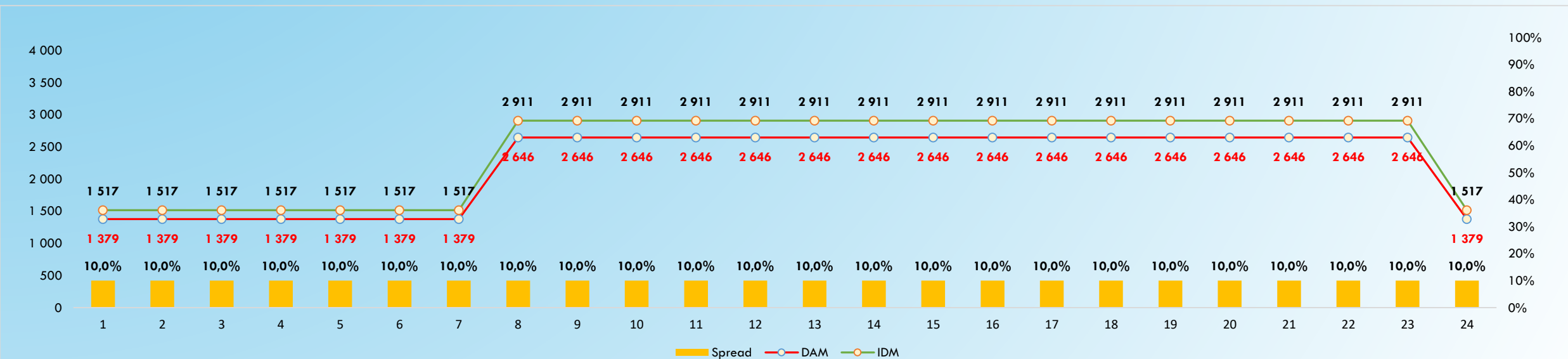
The share of market participants in the accepted volume of electricity in the IPS



DAM/IDM price spread in the IPS



DAM/IDM price spread (average hourly prices) in the IPS



The spread is calculated at the average prices of the respective days and hours. In the absence of bidding at certain hours on the IDM, the relevant DAM data were not taken into account in the calculation

Price indices of the European countries

In May 2022, the DAM average prices in the IPS of Ukraine were lower than the corresponding indicators of neighboring countries: the base-load price indices in the IPS were lower from -48,6% to -64,8%.



IPS		DAM IPS	Comparison with other countries							
			PL	RO	HU	SK				
Prices:			IPS/PL	IPS/RO	IPS/HU	IPS/SK				
BASE	грн./МВт.год	2 223,82	4 323,28	-48,6%	6 245,81	-64,4%	6 325,93	-64,8%	6 014,49	-63,0%
PEAK	грн./МВт.год	2 646,25	4 279,47	-38,2%	5 999,14	-55,9%	6 107,96	-56,7%	5 866,37	-54,9%
OFFPEAK	грн./МВт.год	1 801,40	4 399,47	-59,1%	6 492,50	-72,3%	6 543,89	-72,5%	6 162,60	-70,8%

In May 2022, the IDM weighted average prices in the IPS of Ukraine were lower than the corresponding indicators of European countries by -52,9%.

Price:		IDM IPS	Comparison with other countries			
			SK	CZ		
			IPS/SK	IPS/CZ		
Weighted average	UAH/MWh	2 710,1	5 879,74	-52,9%	5 875,31	-52,9%

Price indices of the European countries

European DAM prices in May 2022 increased slightly compared to April 2022. The increase in the countries bordering Ukraine ranged from +6,2% in Slovakia to +16% in Romania



BASE index on the spot markets of Europe and Ukraine, EUR/MWh

	2021	2022				
	December	January	February	March	April	May
Ukraine, IPS	91,60	82,29	61,16	67,64	70,00	72,01
Ukraine, BEI	69,86	78,93	78,20			
Slovakia	232,06	194,64	171,33	279,34	183,41	194,77
Poland	179,79	146,5	115,57	143,75	125,71	139,95
Romania	230,21	192	188,51	274,22	174,3	202,25
Hungary	245,81	204,77	194,27	285,58	189,18	204,84
Czech Republic	228,69	179,57	154,98	260,15	174,09	188,99

Tendencies of the BASE index on the spot markets of Europe and Ukraine, EUR/MWh

