



# COMPARATIVE ANALYSIS

of operating of the day-ahead market  
and the intraday market

for 20 days of May and April 2022

*Market Surveillance Department  
Surveillance division  
23.05.2022*

# THE MAIN INDICATORS OF DAM AND IDM

## ➤ Day-ahead market

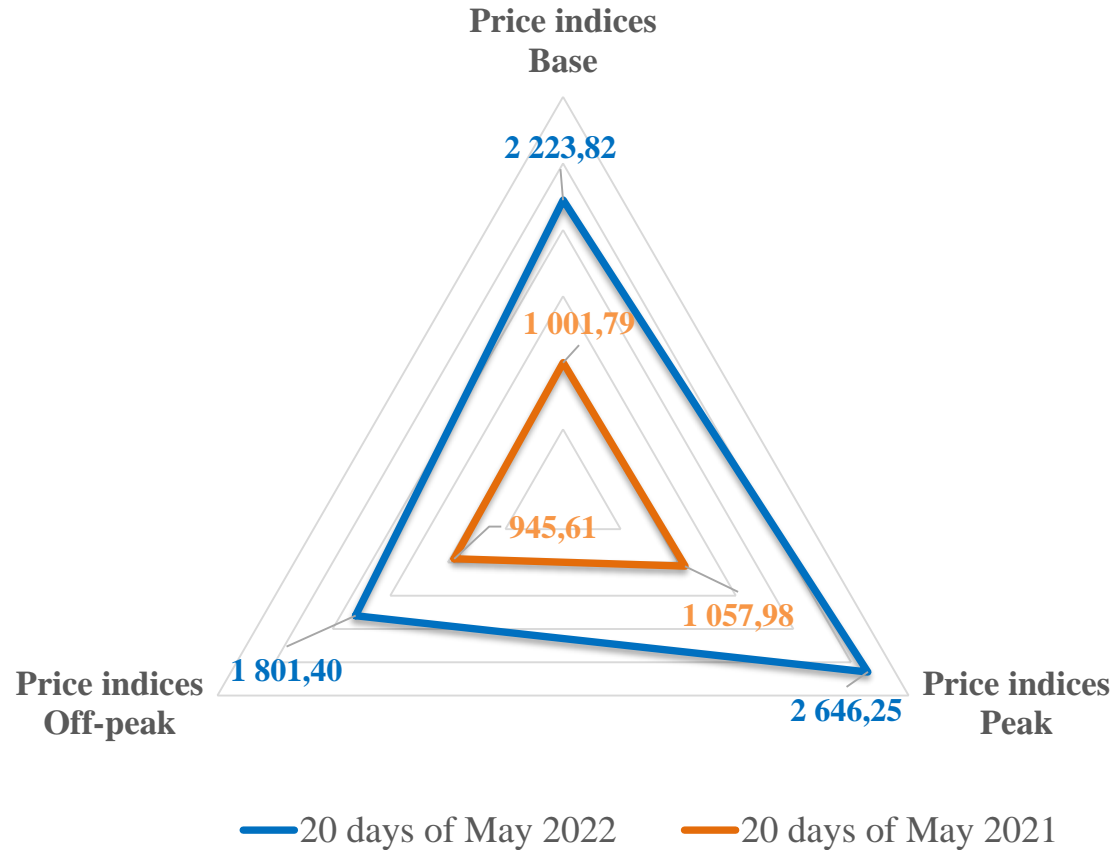
Indicator	20 days of May 2022	20 days of April 2022	Change, %	2 decade of May 2022	1 decade of May 2022	Change, %	2 decade of April 2022	Change, %
Base index, UAH/MWh	2 223,82	2 223,82	0,00%	2 223,82	2 223,82	0,00%	2 223,82	0,00%
Peak index, UAH/MWh	2 646,25	2 646,25	0,00%	2 646,25	2 646,25	0,00%	2 646,25	0,00%
Off-peak index, UAH/MWh	1 801,40	1 801,40	0,00%	1 801,40	1 801,40	0,00%	1 801,40	0,00%
DAM weighted average price, UAH/MWh	2 285,62	2 337,71	↓ - 2,23%	2 281,99	2 287,60	↓ - 0,25%	2 326,21	↓ - 1,90%
DAM volume of purchase and sale, MWh	405 957,9	587 378,5	↓ - 30,89%	143 497,2	262 460,7	↓ - 45,33%	228 695,8	↓ - 37,25%
DAM average daily volume of trades, MWh	20 297,9	29 368,9	↓ - 30,89%	14 349,7	26 246,1	↓ - 45,33%	22 869,6	↓ - 37,25%

## ➤ Intraday market

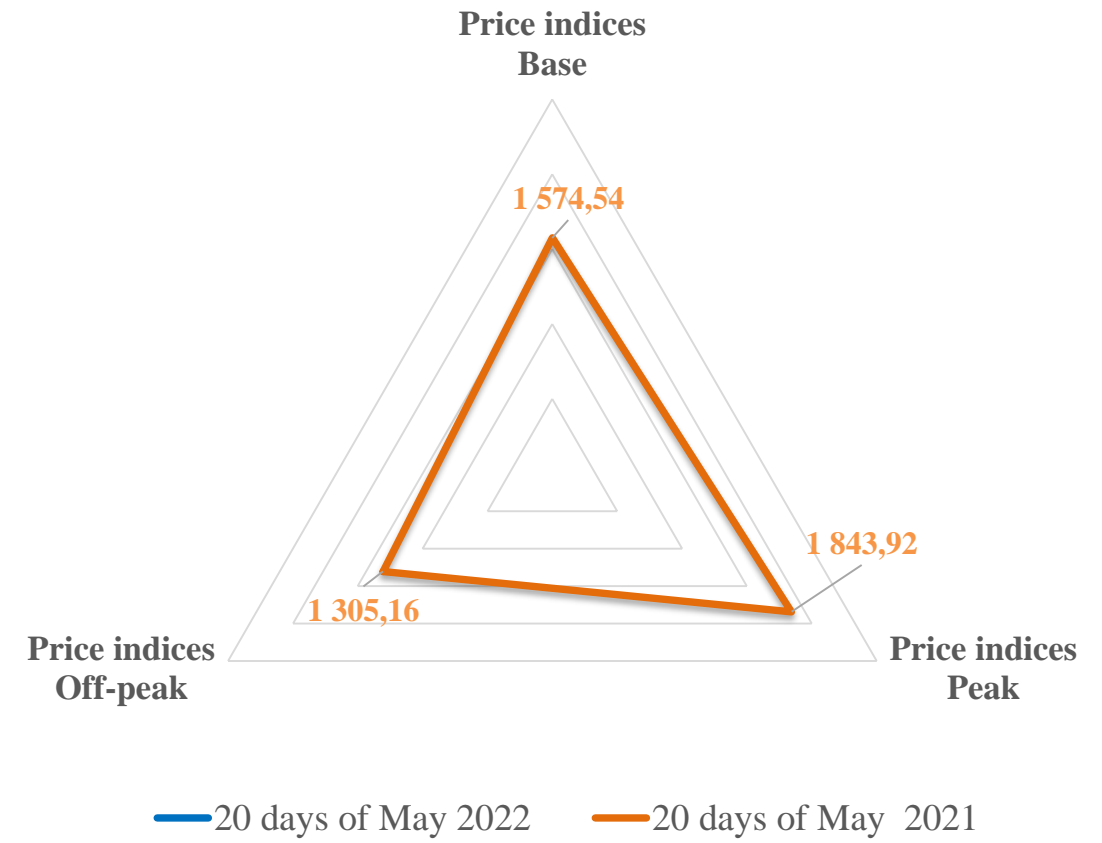
Indicator	20 days of May 2022	20 days of April 2022	Change, %	2 decade of May 2022	1 decade of May 2022	Change, %	2 decade of April 2022	Change, %
IDM weighted average price, UAH/MWh	2 740,78	2 633,57	↑ + 4,07%	2 723,91	2 757,08	↓ - 1,20%	2 645,49	↑ + 2,96%
IDM volume of purchase and sale, MWh	5 935,0	14 516,4	↓ - 59,12%	2 916,7	3 018,3	↓ - 3,37%	4 856,1	↓ - 39,94%
IDM average daily volume of trades, MWh	296,8	725,8	↓ - 59,12%	291,7	301,8	↓ - 3,37%	485,6	↓ - 39,94%

# DAM PRICE INDICES COMPARISON FOR 20 DAYS OF MAY 2022 AND 20 DAYS OF MAY 2021

**Trading zone: IPS of Ukraine**



**Trading zone: Burshtyn TPP Island**



# PRICES. PRICES COMPARISON OF THE EUROPEAN COUNTRIES FOR 20 DAYS OF MAY 2022

		DAM		Comparison with other countries							
		UA	PL	RO		HU		SK			
Prices:			OEC/PL	OEC/RO	OEC/HU	OEC/SK					
BASE	грн./МВт.год	2 223,82	4 274,28	▼ -48,0%	6 436,00	▼ -65,4%	6 554,05	▼ -66,1%	6 273,57	▼ -64,6%	
PEAK	грн./МВт.год	2 646,25	4 170,16	▼ -36,5%	6 031,04	▼ -56,1%	6 221,60	▼ -57,5%	5 994,68	▼ -55,9%	
OFFPEAK	грн./МВт.год	1 801,40	4 453,71	▼ -59,6%	6 840,98	▼ -73,7%	6 886,48	▼ -73,8%	6 552,46	▼ -72,5%	

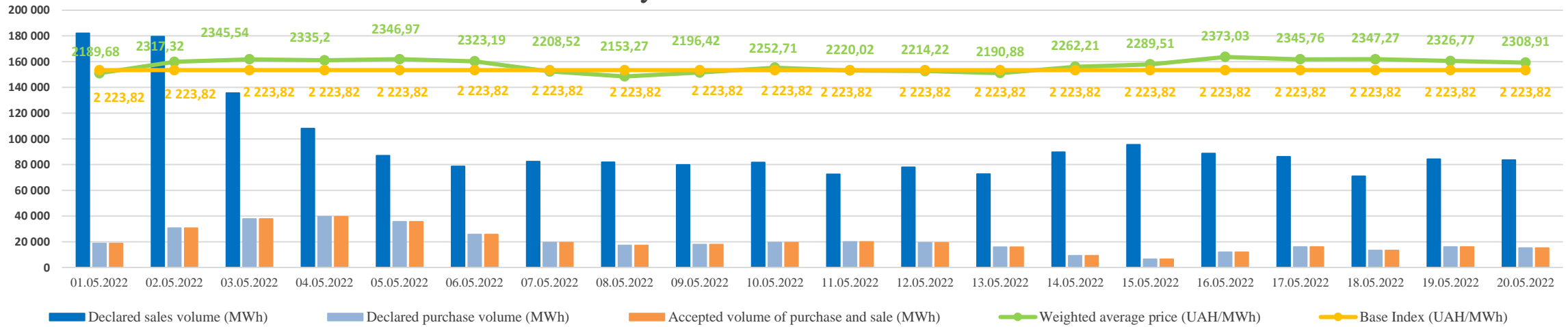
The DAM average prices for 20 days of May 2022 remain lower than the corresponding figures of neighboring countries by 48,0%-66,1%.

		IDM	Comparison with other countries			
		UA	SK	CZ		
Price:			OEC/SK	OEC/CZ		
Weighted average	грн./МВт.год	2 740,78	6 158,34	▼ -55,5%	6 187,57	▼ -55,7%

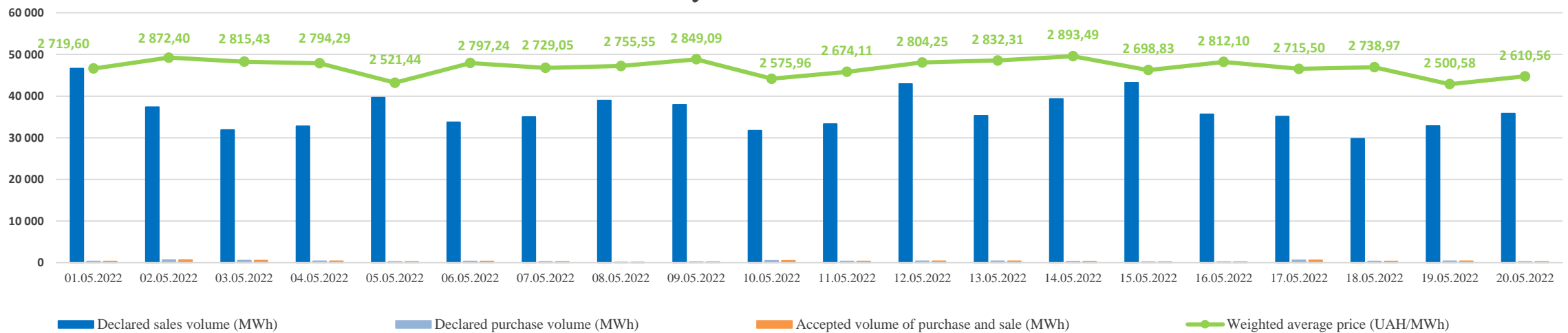
The IDM weighted average prices for 10 days of May 2022 are lower than the corresponding figures of European countries by 55,5%-55,7%.

# CONSOLIDATED ORDERS FOR SALE AND PURCHASE ON THE DAM AND IDM

## Day-ahead market



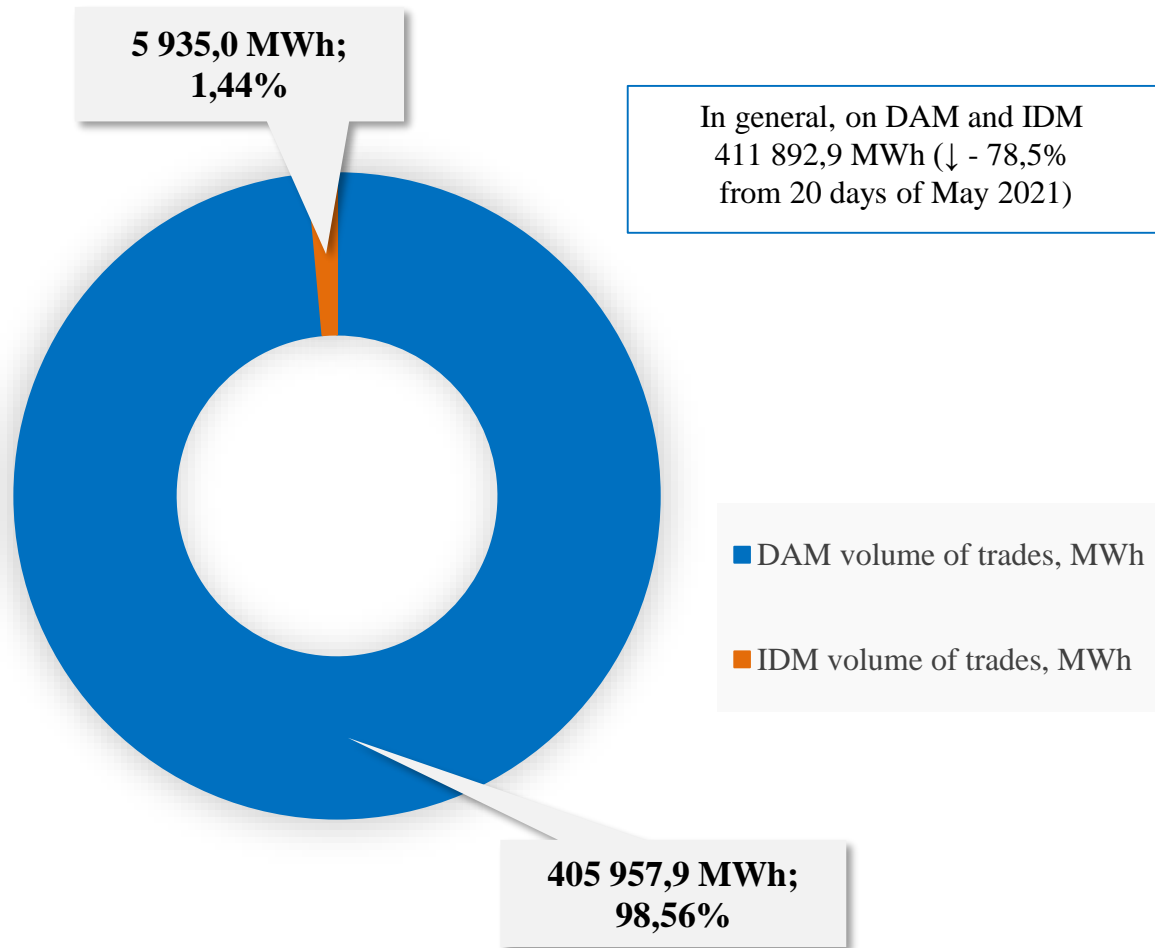
## Intraday market



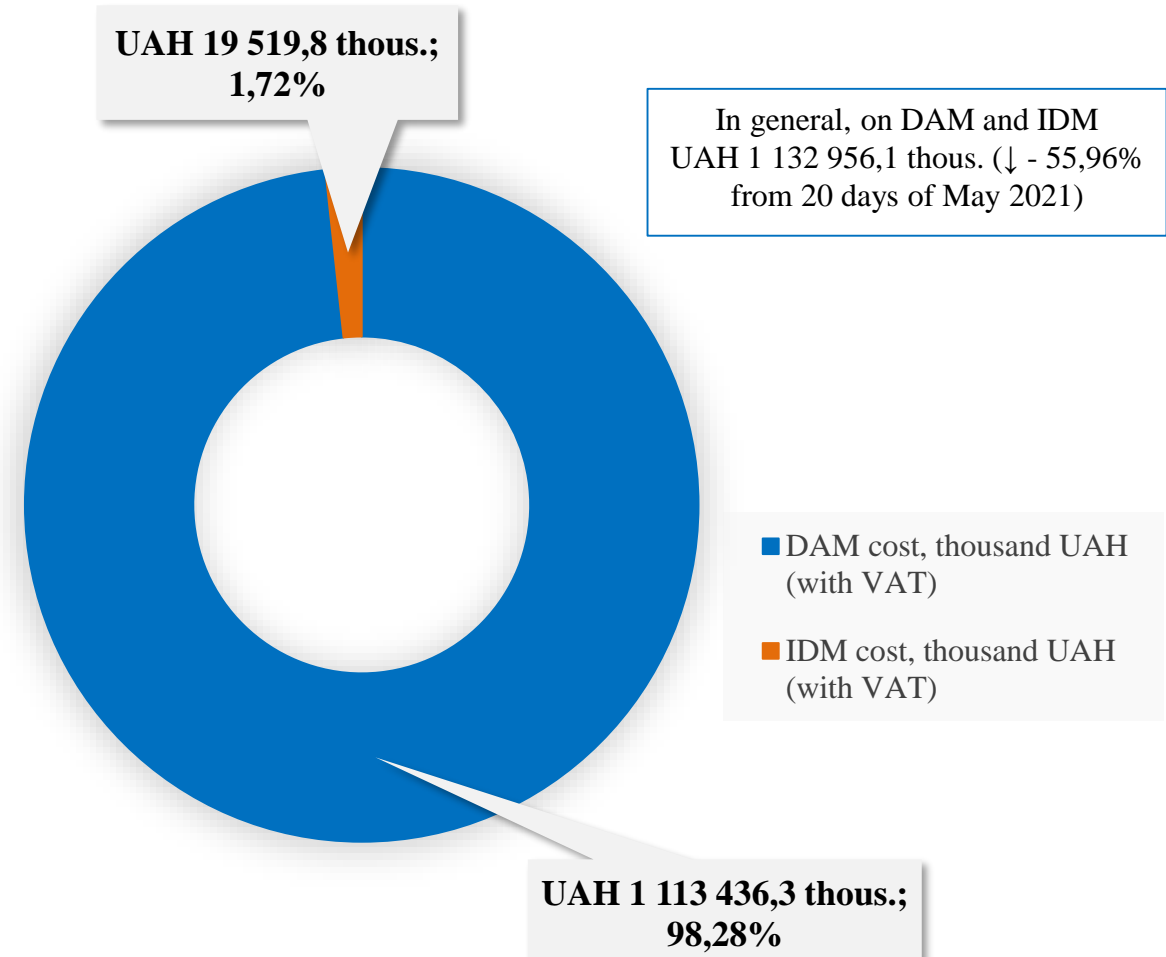
\* - All prices are net of VAT

# VOLUME AND COST OF ACCEPTED ELECTRICITY ON THE DAM AND IDM FOR 20 DAYS OF MAY 2022

## DAM and IDM volume of trades

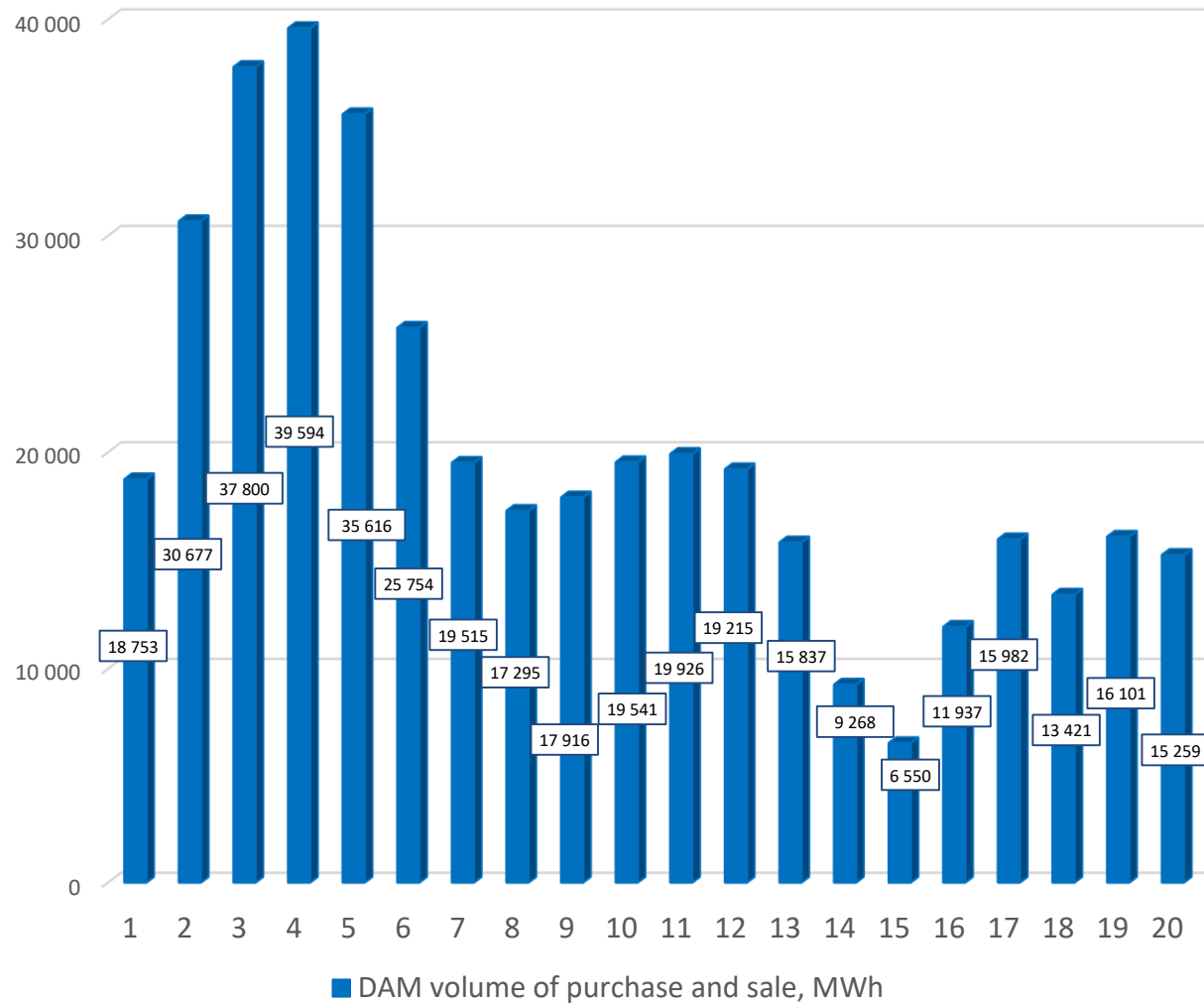


## DAM and IDM cost indicators

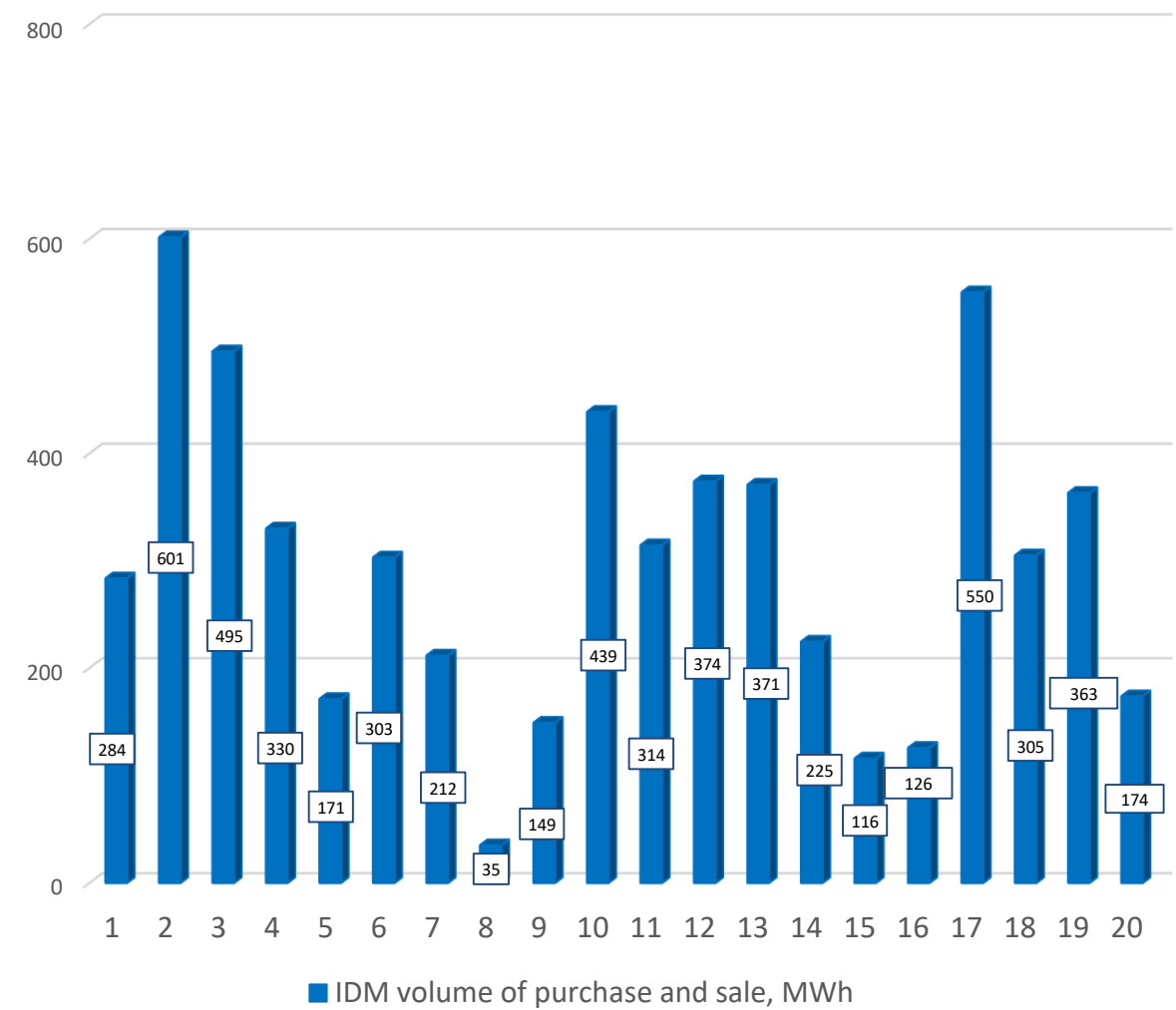


# DAM/IDM VOLUMES OF PURCHASE AND SALE FOR 20 DAYS OF MAY 2022

## Day-ahead market

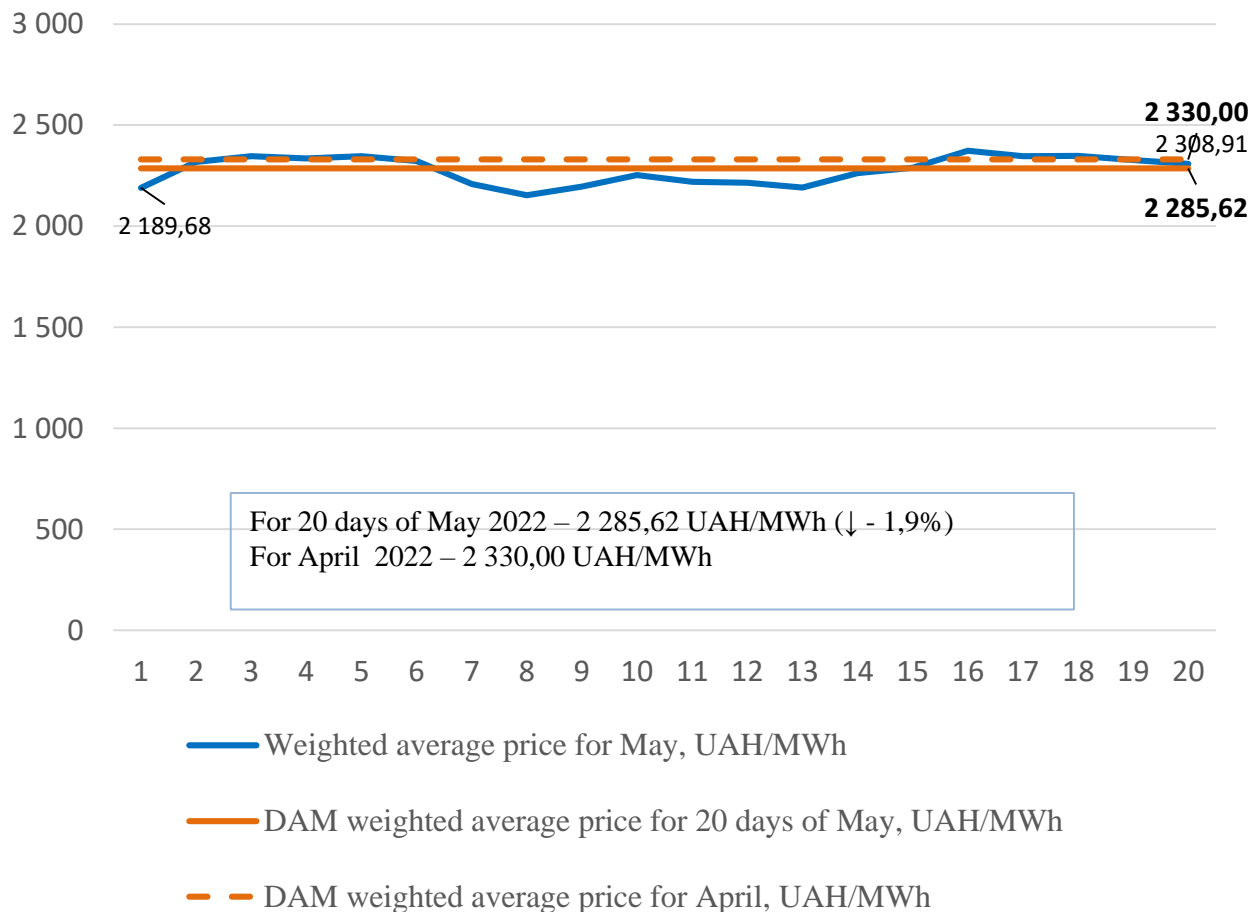


## Intraday market

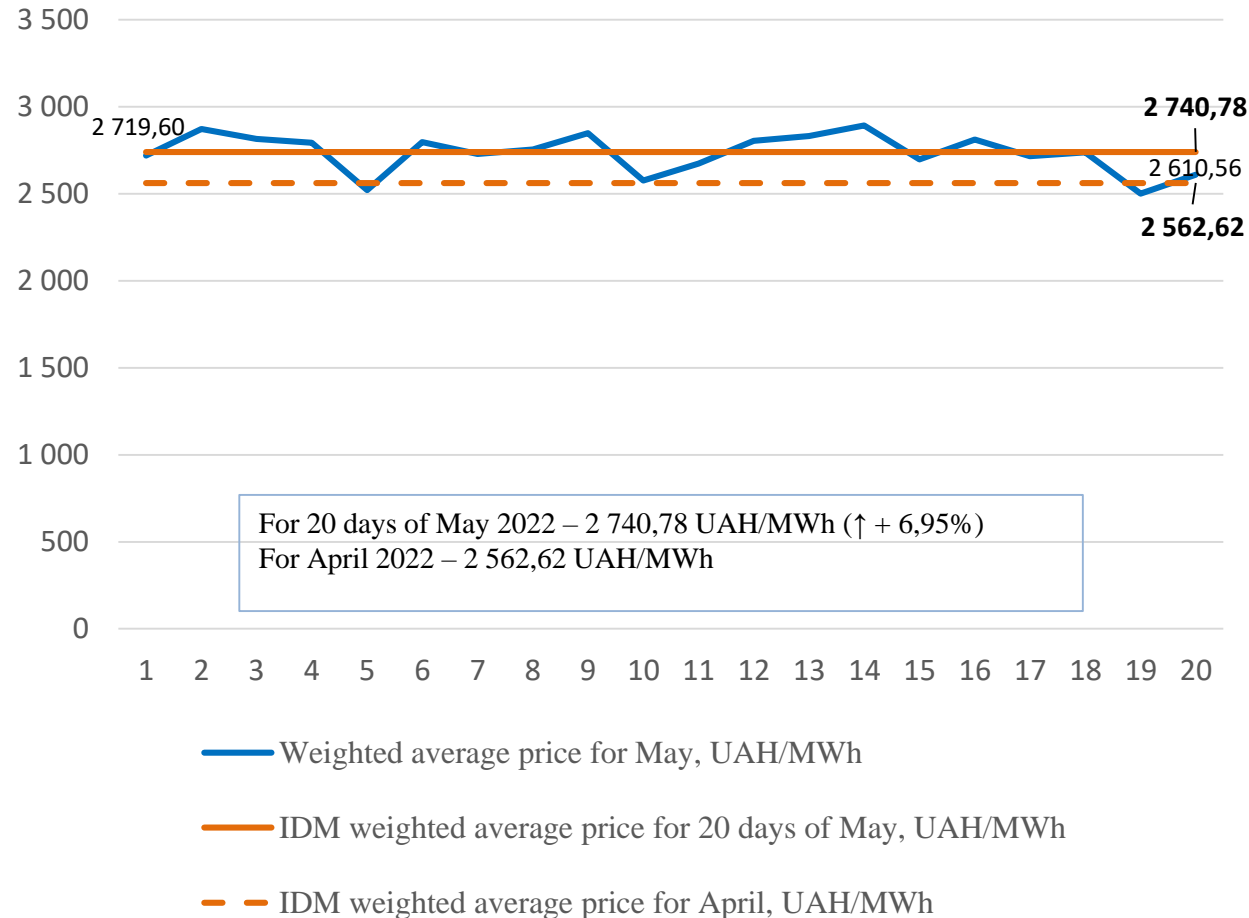


# WEIGHTED AVERAGE PRICES OF ELECTRICITY PURCHASE AND SALE FOR 20 DAYS OF MAY 2022

## DAM weighted average prices\*



## IDM weighted average prices\*

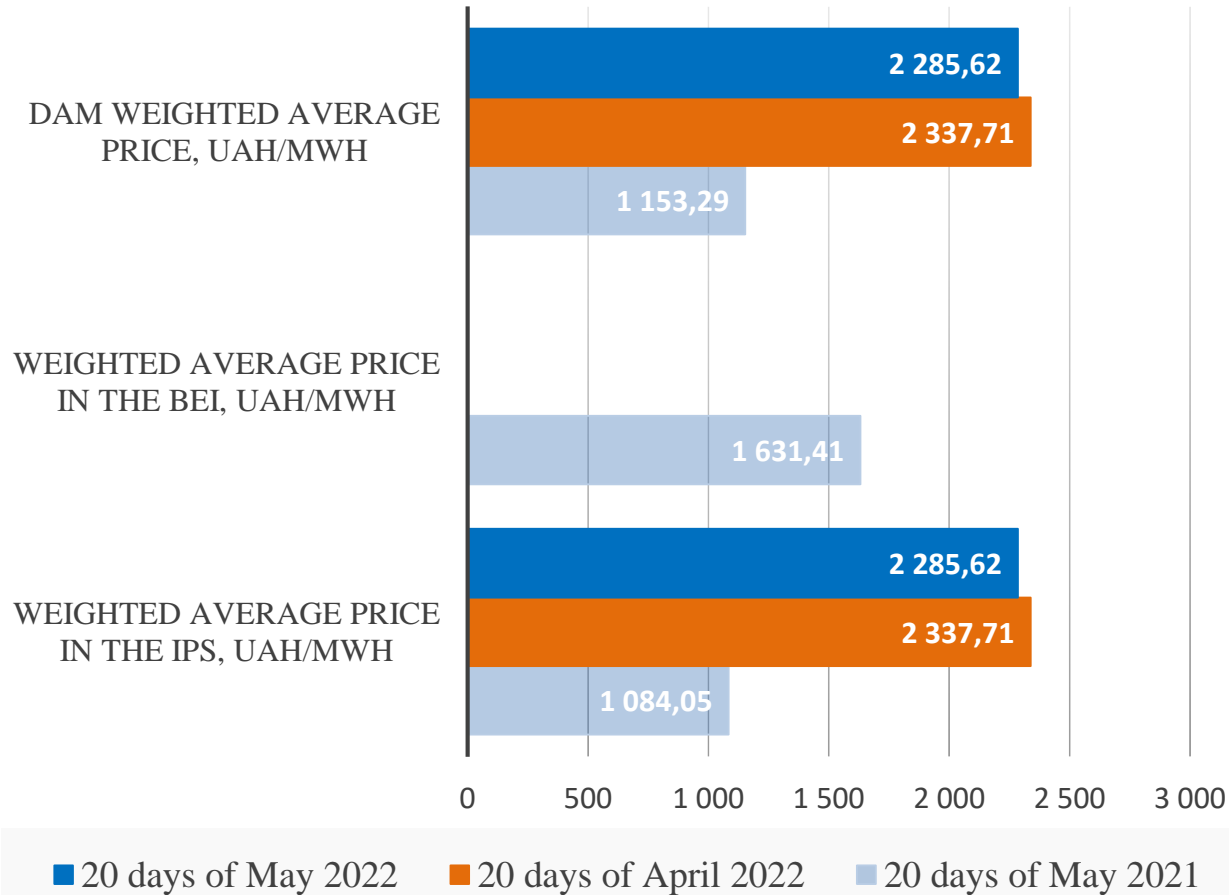


\* - All prices are net of VAT

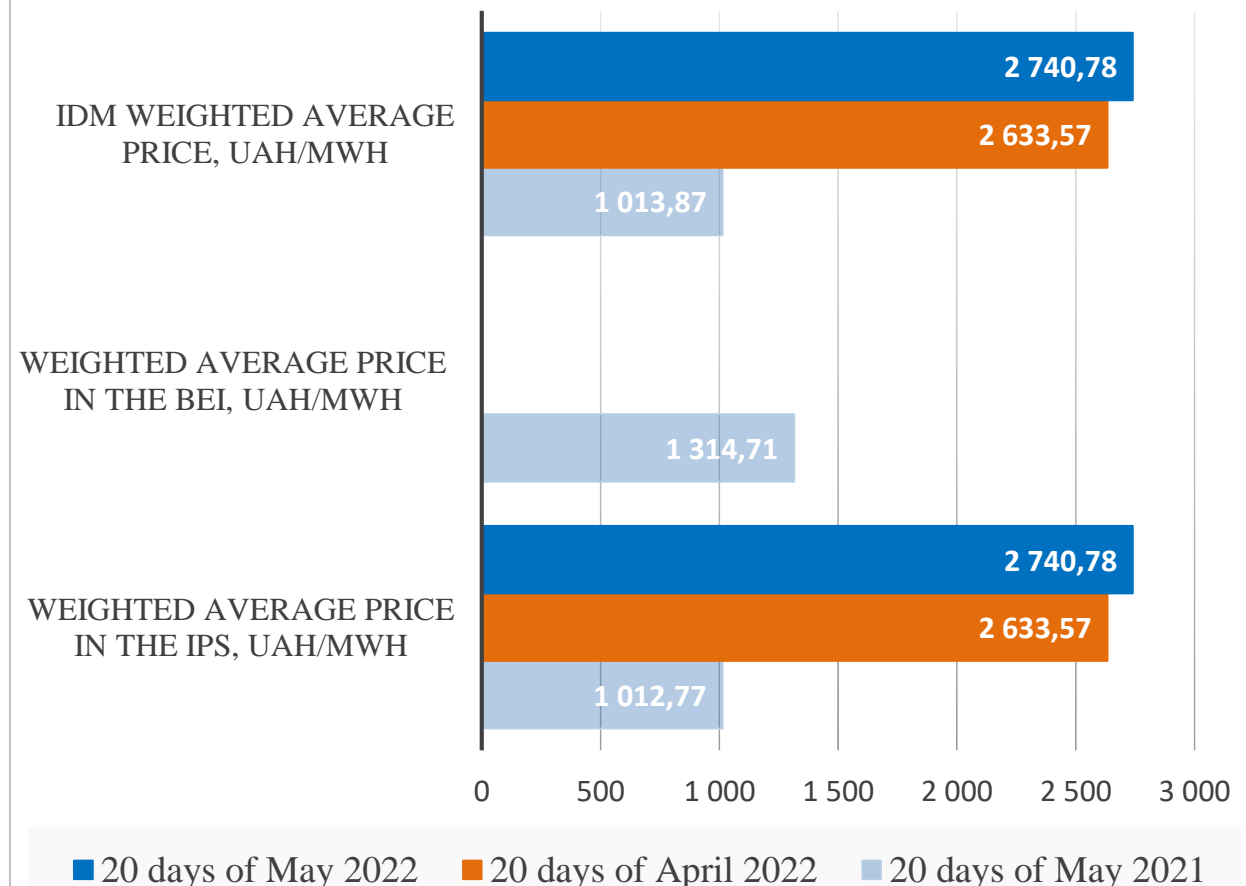


# COMPARISON OF WEIGHTED AVERAGE PRICES ON THE DAM AND IDM FOR 20 DAYS OF APRIL, MAY 2022 AND MAY 2021

## Day-ahead market



## Intraday market



\*- According to the resolution of the National Energy and Utilities Regulatory Commission No1179, dated October 5, 2018, SE Market Operator determines and publishes the DAM weighted average actual price of electricity for the first 20 days of the previous settlement period on its official website no later than the 25th day of the previous settlement period.