



COMPARATIVE ANALYSIS

of the day-ahead market and
the intraday market operating

for 10 days of May and April 2022

*Market Surveillance Department
Surveillance division
12.05.2022*

THE MAIN INDICATORS OF DAM AND IDM FOR 10 DAYS OF MAY 2022

➤ Day-ahead market

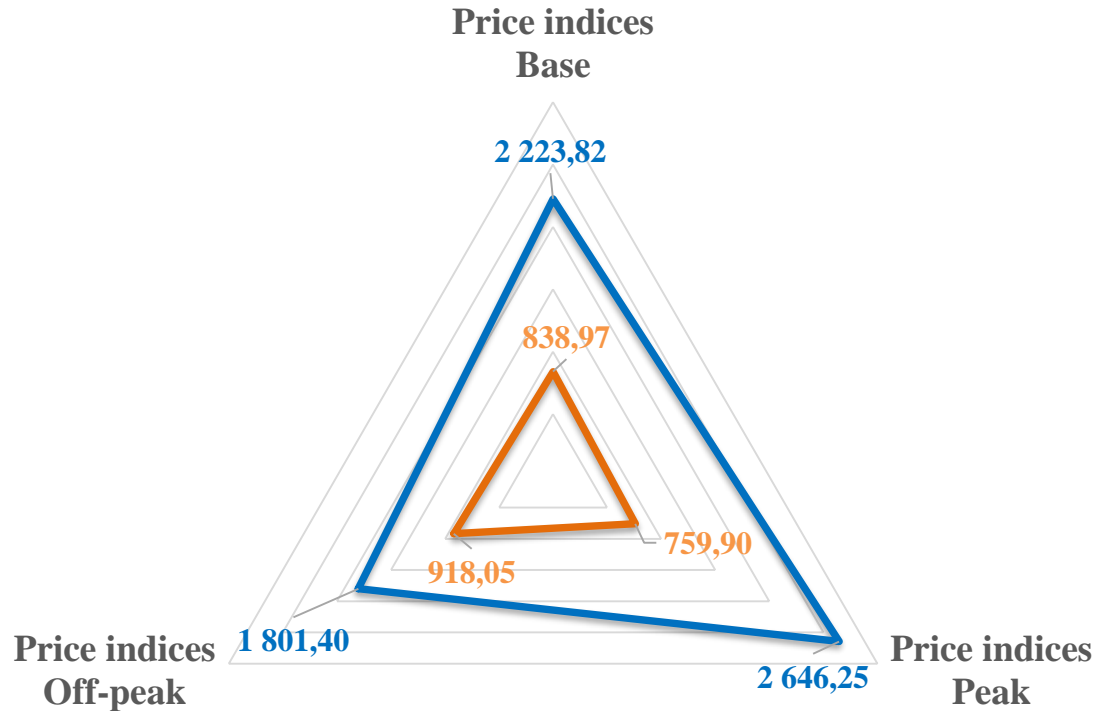
Indicator	1 decade of May 2022	1 decade of April 2022	Change,%	3 decade of April 2022	Change,%
Base index, UAH/MWh	2 223,82	2 223,82	0,00%	2 223,82	0,00%
Peak index, UAH/MWh	2 646,25	2 646,25	0,00%	2 646,25	0,00%
Off-peak index, UAH/MWh	1 801,40	1 801,40	0,00%	1 801,40	0,00%
DAM weighted average price, UAH/MWh	2 287,60	2 345,05	↓ - 2,45%	2 302,47	↓ - 0,65%
DAM volume of purchase and sale, MWh	262 460,7	358 682,7	↓ - 26,83%	164 757,4	↑ + 59,30%
DAM average daily volume of trades, MWh	26 246,1	35 868,3	↓ - 26,83%	16 475,7	↑ + 59,30%

➤ Intraday market

Indicator	1 decade of May 2022	1 decade of April 2022	Change,%	3 decade of April 2022	Change,%
IDM weighted average price, UAH/MWh	2 757,08	2 627,58	↑ + 4,93%	2 375,05	↑ + 16,09%
IDM volume of purchase and sale, MWh	3 018,3	9 660,3	↓ - 68,76%	5 491,4	↓ - 45,04%
IDM average daily volume of trades, MWh	301,8	966,0	↓ - 68,76%	549,1	↓ - 45,04%

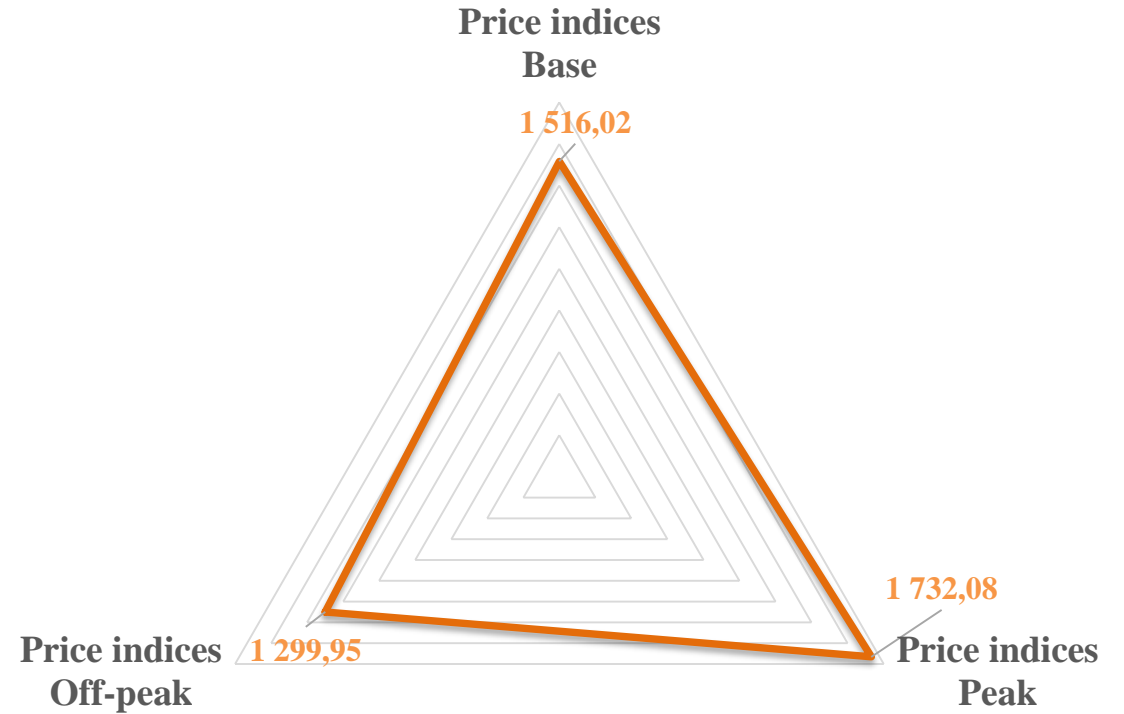
DAM PRICE INDICES COMPARISON FOR 10 DAYS OF MAY 2022 AND 10 DAYS OF MAY 2021

Trading zone: IPS of Ukraine



— 10 days of May 2022 — 10 days of May 2021

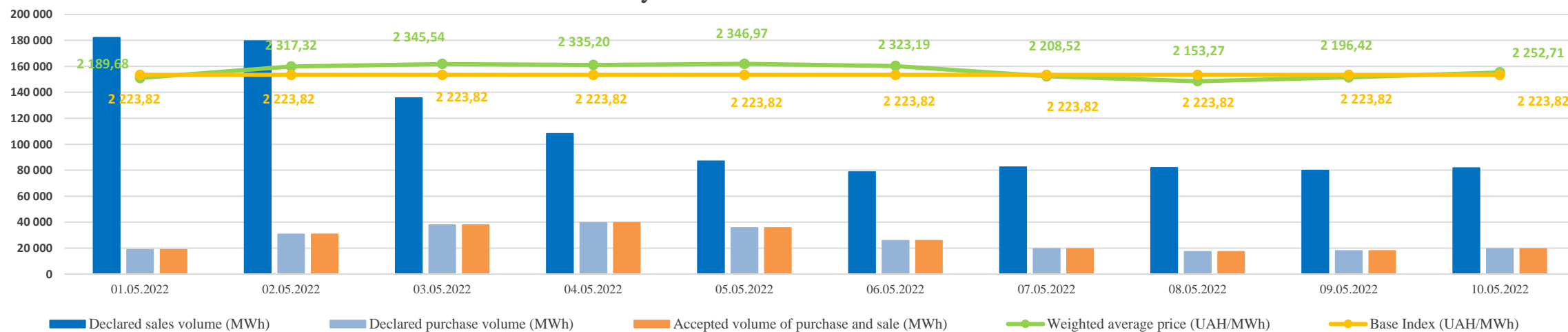
Trading zone: Burshtyn TPP Island



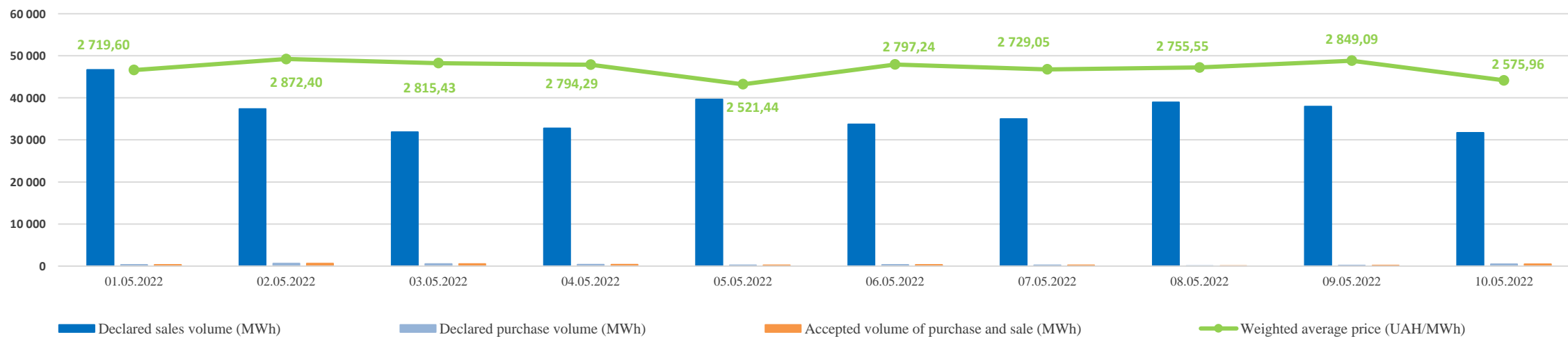
— 10 days of May 2022 — 10 days of May 2021

CONSOLIDATED ORDERS FOR SALE AND PURCHASE ON THE DAM AND IDM

Day-ahead market



Intraday market



* - All prices are net of VAT

PRICES. PRICES COMPARISON OF THE EUROPEAN COUNTRIES FOR 10 DAYS OF MAY 2022

		РДН		Порівняння з іншими країнами							
		UA	PL	RO		HU		SK			
Ціни:			ОЕС/PL	ОЕС/RO	ОЕС/HU	ОЕС/SK					
BASE	грн./МВт.год	2 223,82	4 232,01 ▼ -47,5%	6 539,12 ▼ -66,0%	6 630,95 ▼ -66,5%	6 524,80 ▼ -65,9%					
PEAK	грн./МВт.год	2 646,25	4 151,87 ▼ -36,3%	6 151,35 ▼ -57,0%	6 312,81 ▼ -58,1%	6 233,32 ▼ -57,5%					
OFFPEAK	грн./МВт.год	1 801,40	4 362,17 ▼ -58,7%	6 926,90 ▼ -74,0%	6 949,06 ▼ -74,1%	6 816,24 ▼ -73,6%					

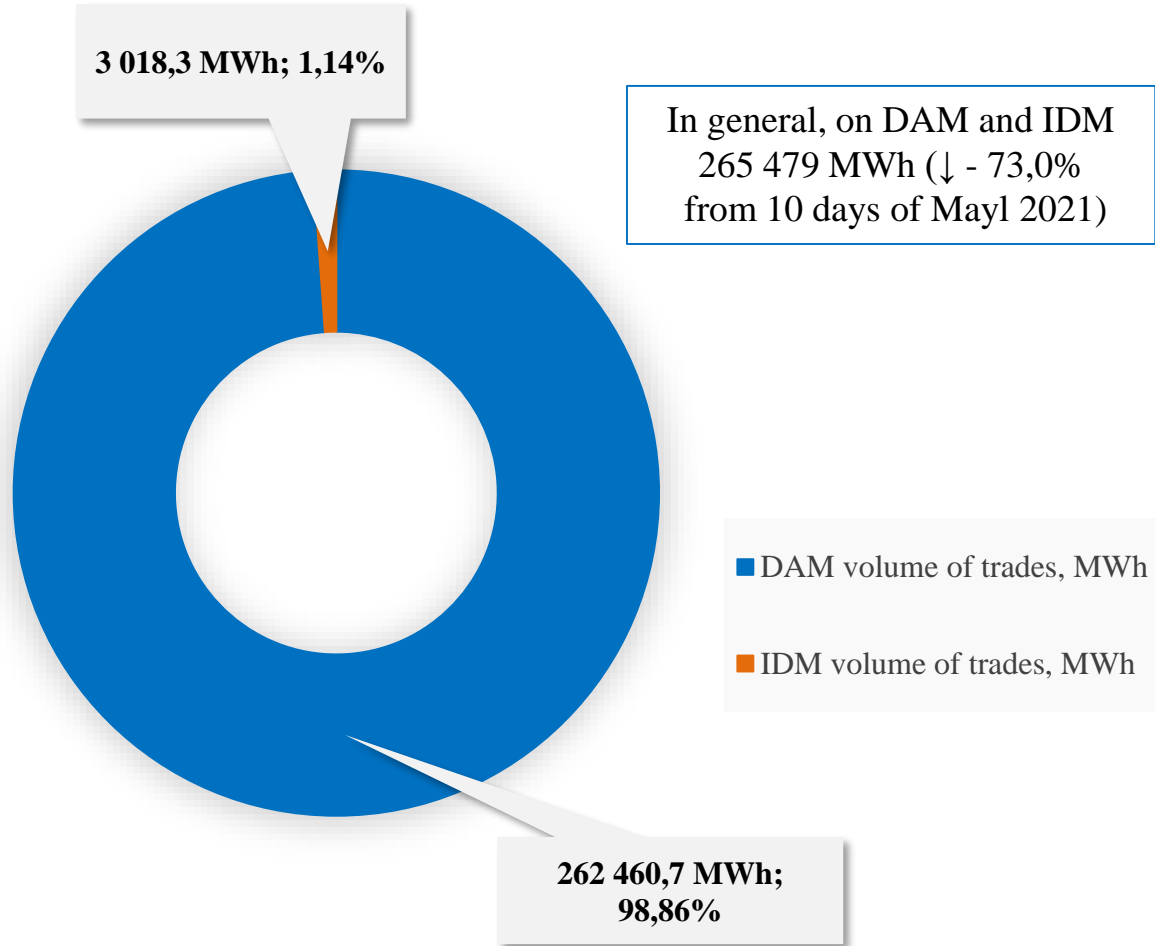
The DAM average prices for 10 days of May 2022 remain lower than the corresponding figures of neighboring countries by 47,5%-66,5%.

		ВДР		Порівняння з іншими країнами			
		UA	SK	CZ			
Ціна:			ОЕС/SK	ОЕС/CZ			
Середньозважена	грн./МВт.год	2 757,08	6 449,86 ▼ -57,3%	6 495,38 ▼ -57,6%			

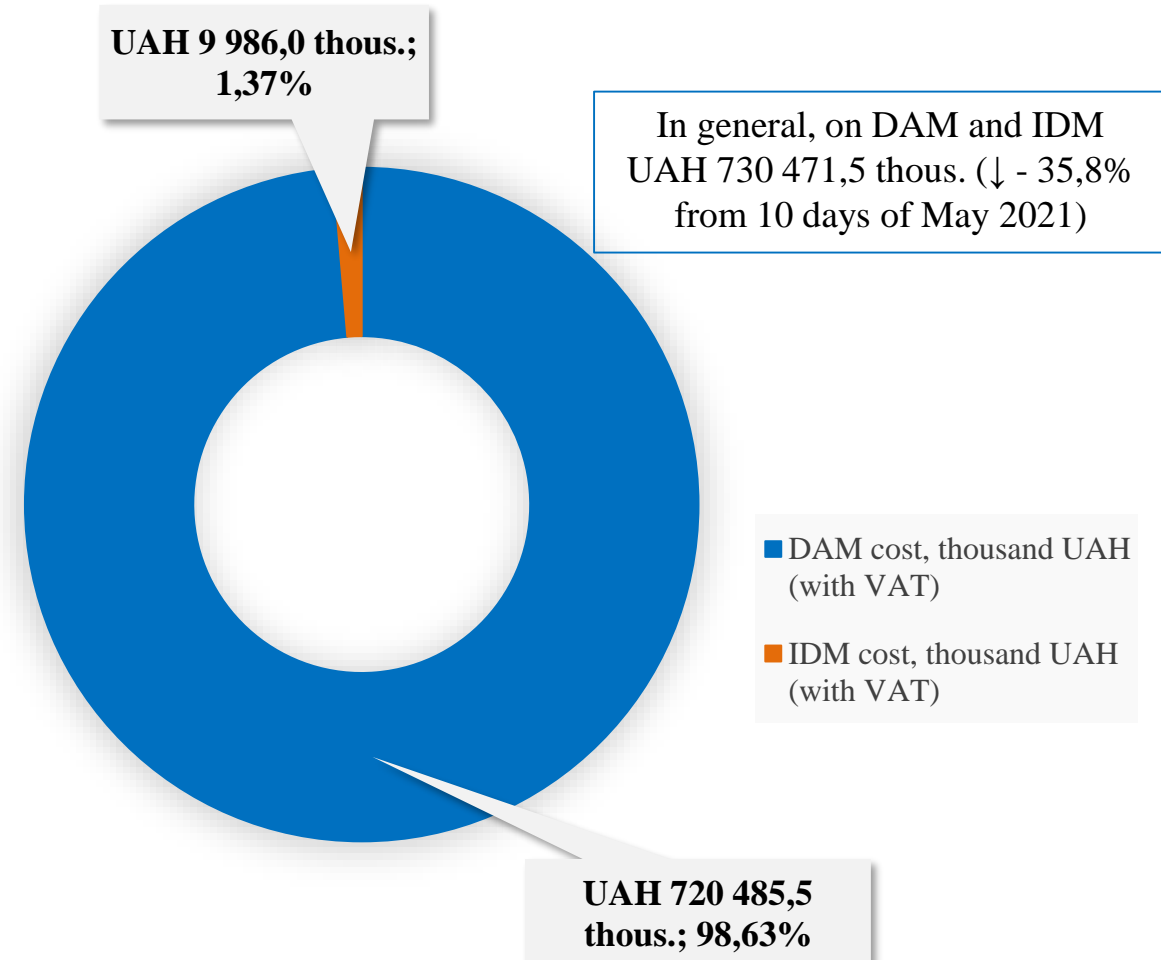
The IDM weighted average prices for 10 days of May 2022 are lower than the corresponding figures of European countries by 57,3%-57,6%.

VOLUME AND COST OF ACCEPTED ELECTRICITY ON THE DAM AND IDM FOR 10 DAYS OF MAY 2022

DAM and IDM volume of trades

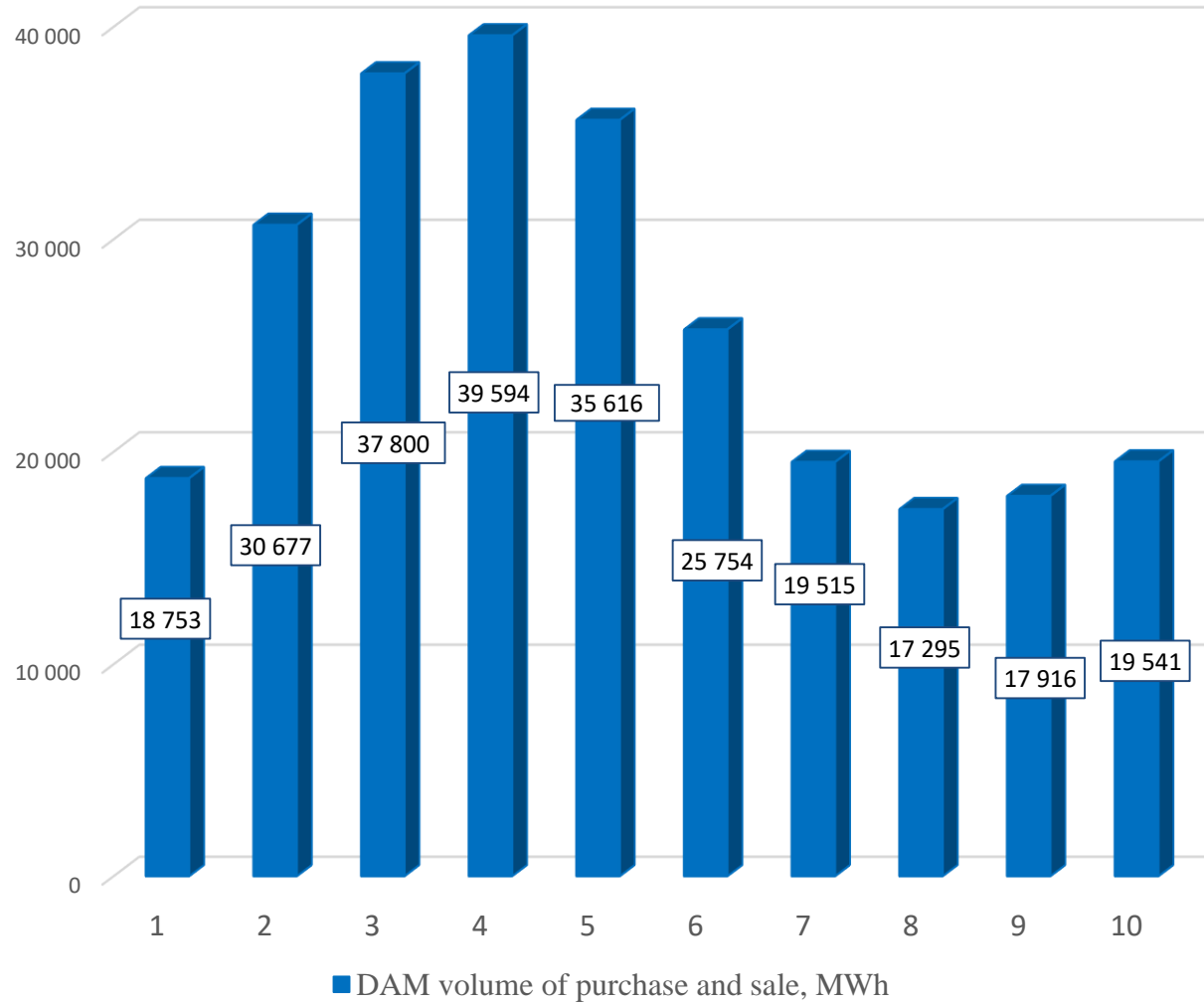


DAM and IDM cost indicators

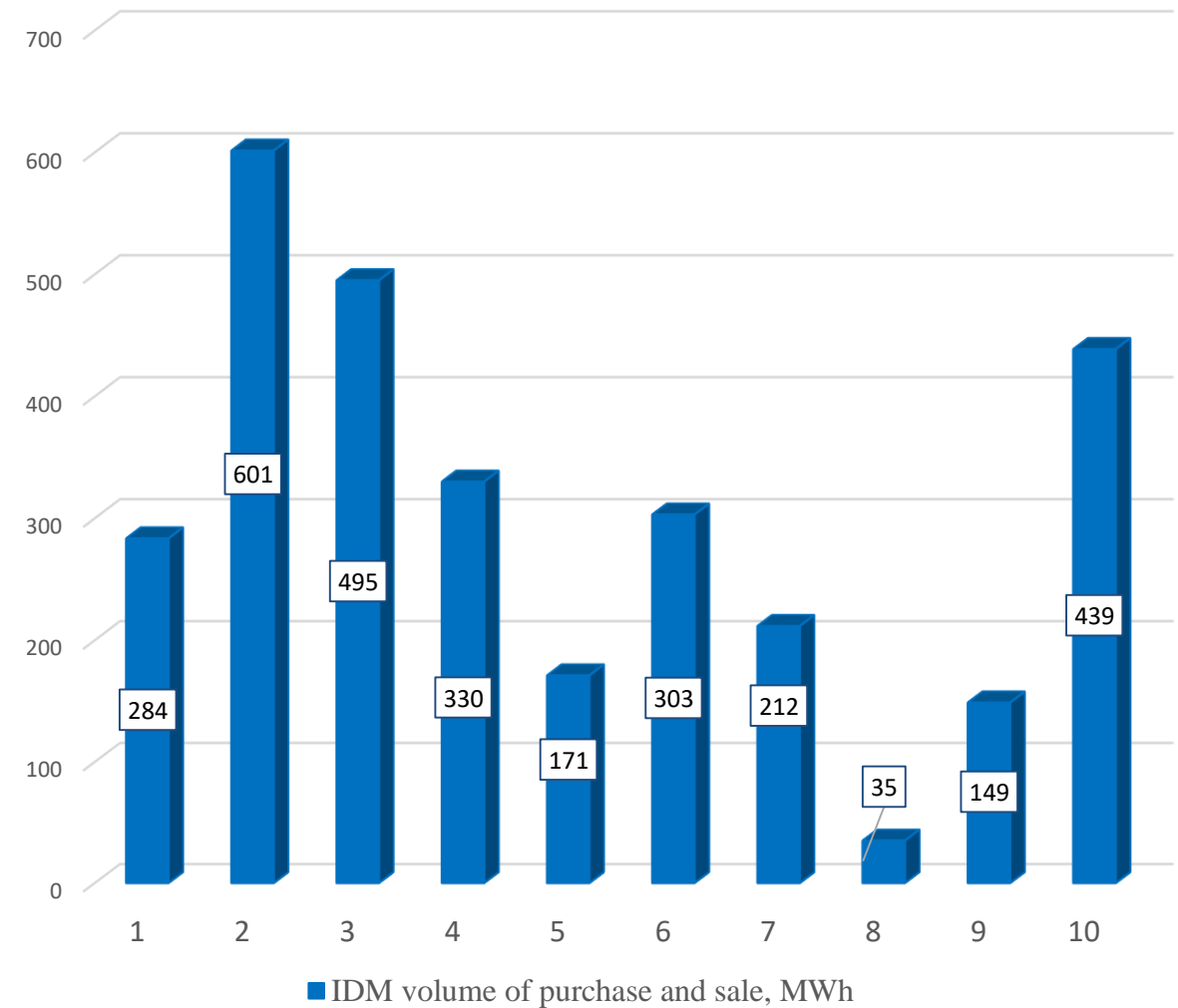


DAM/IDM VOLUMES OF PURCHASE AND SALE FOR 10 DAYS OF MAY 2022

DAM VOLUMES OF PURCHASE AND SALE

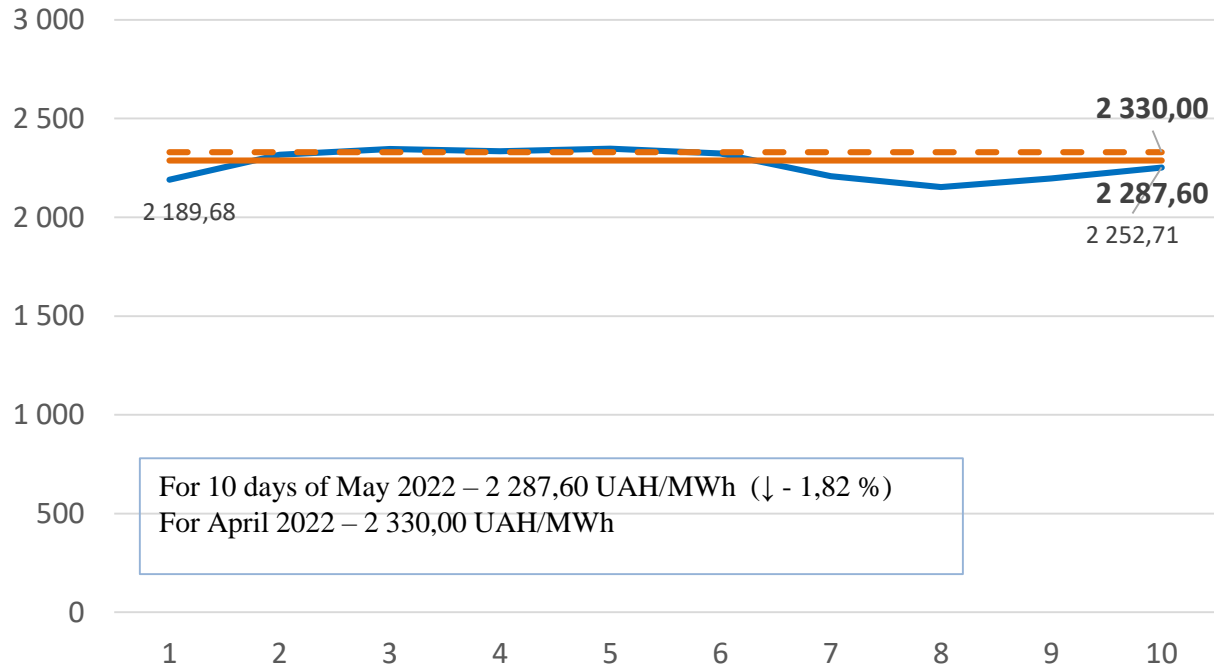


IDM VOLUMES OF PURCHASE AND SALE

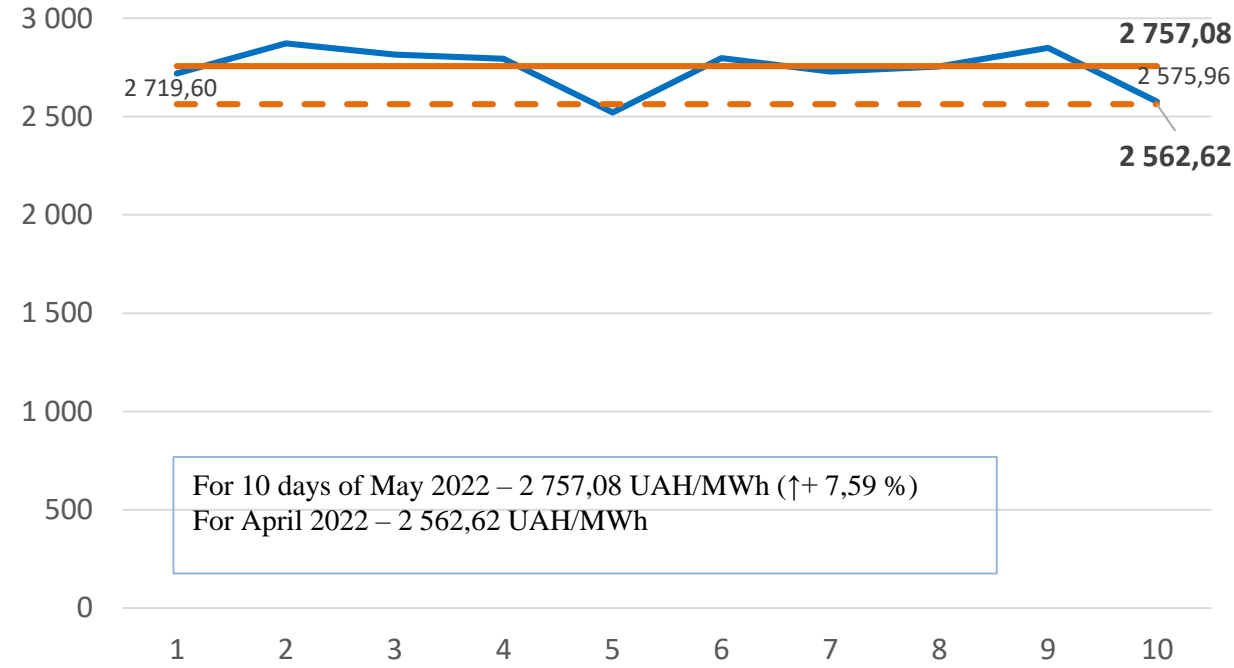


WEIGHTED AVERAGE PRICES OF ELECTRICITY PURCHASE AND SALE FOR 10 DAYS OF MAY 2022

DAM weighted average prices*



IDM weighted average prices*



For 10 days of May 2022 – 2 287,60 UAH/MWh (↓ - 1,82 %)
For April 2022 – 2 330,00 UAH/MWh

For 10 days of May 2022 – 2 757,08 UAH/MWh (↑ + 7,59 %)
For April 2022 – 2 562,62 UAH/MWh

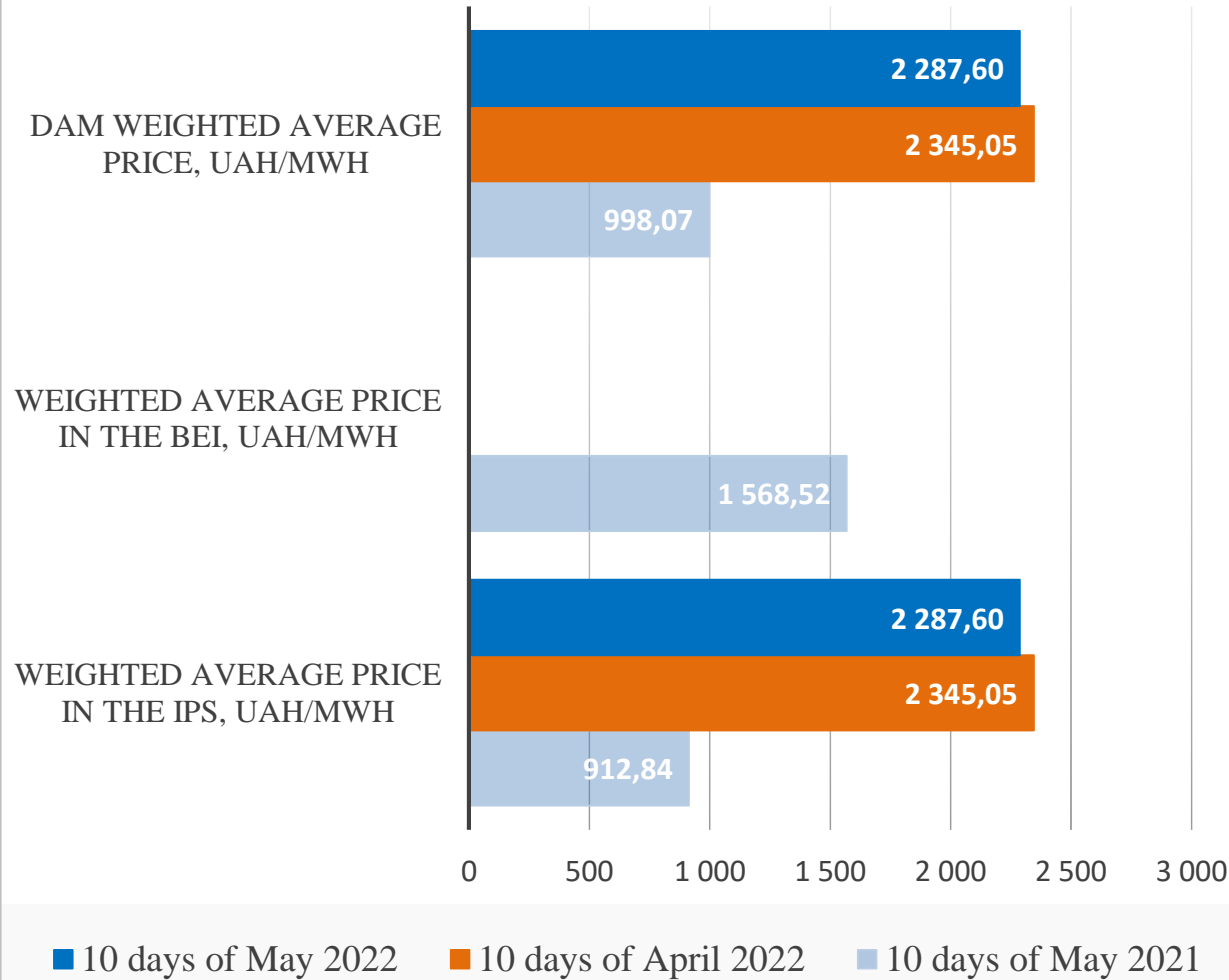
- Weighted average price for May, UAH/MWh
- DAM weighted average price for 10 days of May, UAH/MWh
- - DAM weighted average price for April, UAH/MWh

- Weighted average price for May, UAH/MWh
- IDM weighted average price for 10 days of May, UAH/MWh
- - IDM weighted average price for April, UAH/MWh

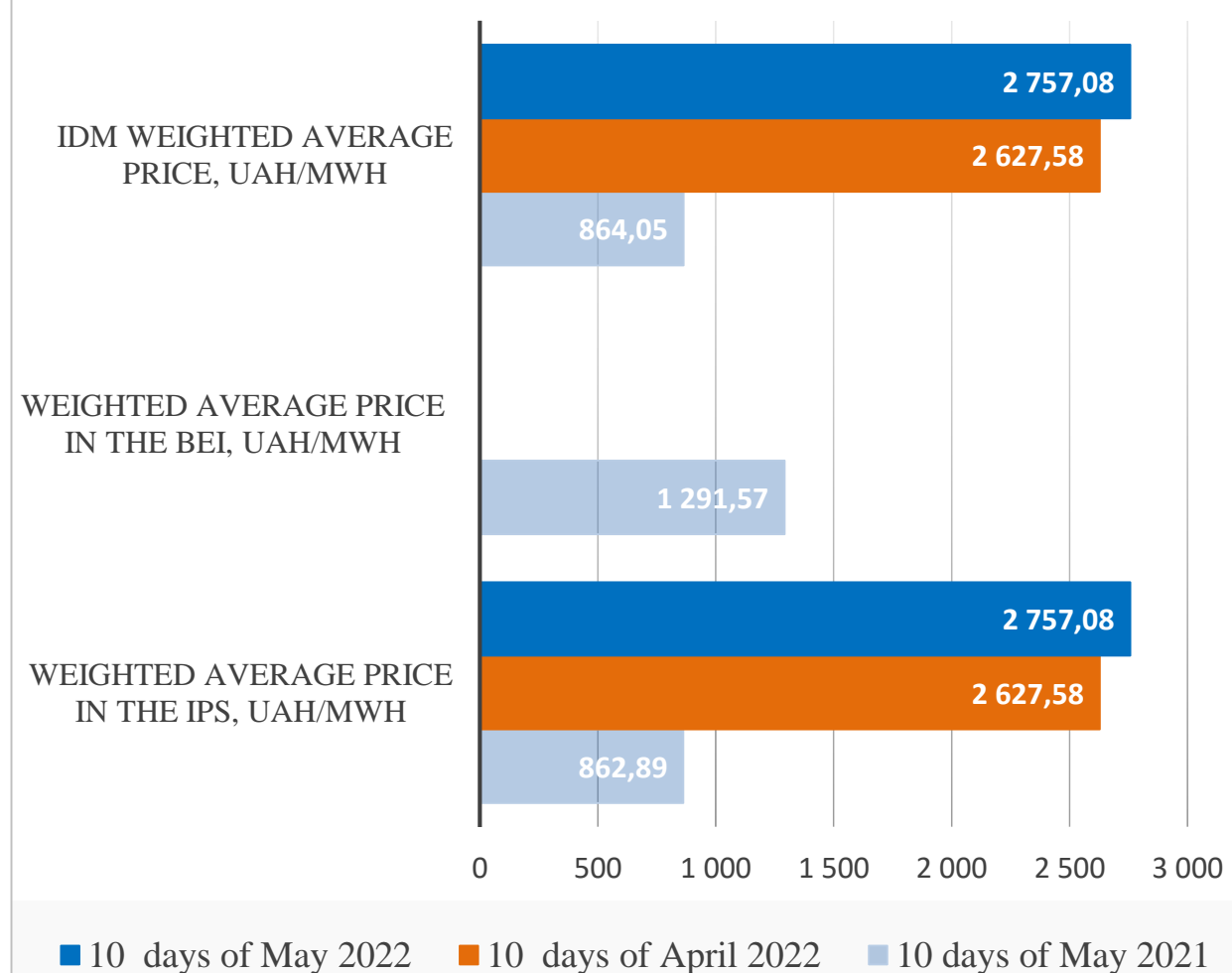
* - All prices are net of VAT

COMPARISON OF WEIGHTED AVERAGE PRICES ON THE DAM AND IDM FOR 10 DAYS OF APRIL, MAY 2022 AND MAY 2021

Day-ahead market



Intraday market



* - All prices are net of VAT