



**О П Е Р А Т О Р
Р И Н К У**

/ Е Н Е Р Г І Я Р І В Н О В А Г И /

COMPARATIVE ANALYSIS

of operating of the day-ahead market and the intraday
market

for 20 days of April and March 2022

*Market Surveillance Department
Surveillance division
22.04.2022*

THE MAIN INDICATORS OF DAM AND IDM

➤ Day-ahead market

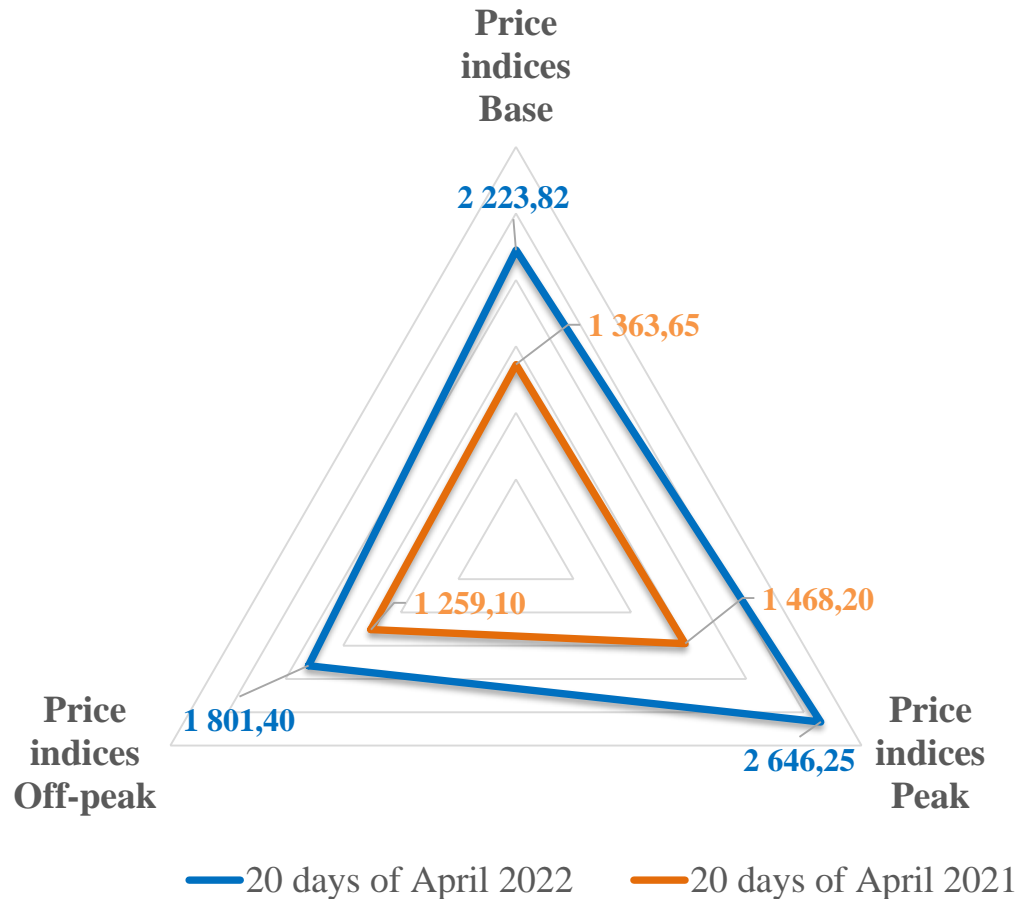
Indicator	20 days of April 2022	20 days of March 2022	Change,%	2 decade of April 2022	1 decade of April 2022	Change,%	2 decade of March 2022	Change,%
Base index (IPS), UAH/MWh	2 223,82	2 223,82	0,00%	2 223,82	2 223,82	0,00%	2 223,82	0,00%
Peak index (IPS), UAH/MWh	2 646,25	2 646,25	0,00%	2 646,25	2 646,25	0,00%	2 646,25	0,00%
Off-peak index (IPS), UAH/MWh	1 801,40	1 801,40	0,00%	1 801,40	1 801,40	0,00%	1 801,40	0,00%
DAM weighted average price, UAH/MWh	2 337,71	2 311,76	↑ + 1,12%	2 326,21	2 345,05	↓ - 0,80%	2 270,18	↑ + 2,47%
DAM volume of purchase and sale, MWh	587 378,5	764 198,1	↓ - 23,14%	228 695,8	358 682,7	↓ - 36,24%	312 418,5	↓ - 26,80%
DAM average daily volume of trades, MWh	29 368,9	38 209,9	↓ - 23,14%	22 869,6	35 868,3	↓ -36,24%	31 241,9	↓ - 26,80%

➤ Intraday market

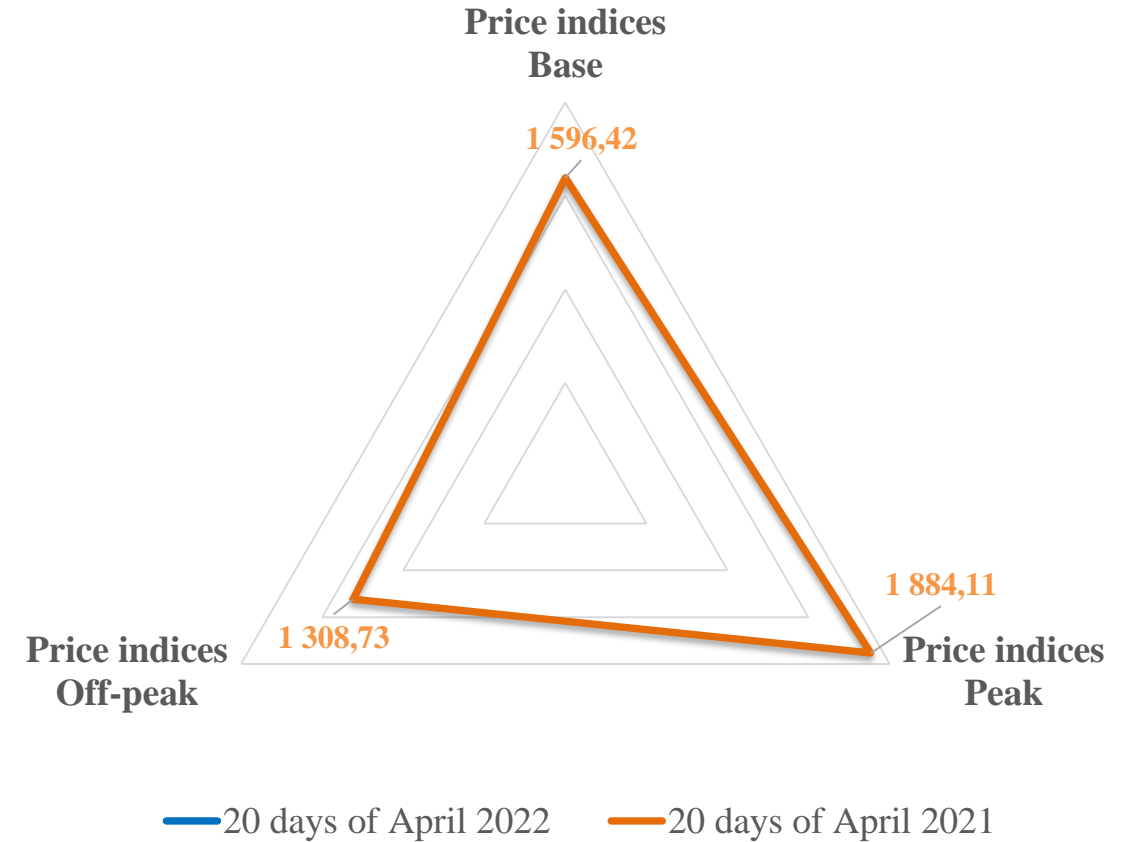
Indicator	20 days of April 2022	20 days of March 2022	Change,%	2 decade of April 2022	1 decade of April 2022	Change,%	2 decade of March 2022	Change,%
IDM weighted average price, UAH/MWh	2 633,57	2 728,12	↓ - 3,47%	2 645,49	2 627,58	↑ + 0,68%	2 643,38	↑ + 0,08%
IDM volume of purchase and sale, MWh	14 516,4	40 218,4	↓ - 63,91%	4 856,1	9 660,3	↓ - 49,73%	13 779,3	↓ - 64,76%
IDM average daily volume of trades, MWh	725,8	2 010,9	↓ - 63,91%	485,6	966,0	↓ - 49,73%	1 377,9	↓ - 64,76%

DAM PRICE INDICES COMPARISON FOR 20 DAYS OF APRIL 2022 AND 20 DAYS OF APRIL 2021

Trading zone: IPS of Ukraine



Trading zone: Burshtyn TPP Island



PRICES. PRICES COMPARISON OF THE EUROPEAN COUNTRIES FOR 20 DAYS OF APRIL 2022

IPS	DAM		Comparison with other countries							
	IPS	PL	RO	HU	SK					
Prices:		IPS/PL	IPS/RO	IPS/HU	IPS/SK					
BASE	UAH/MWh	2 223,82	3 571,57	▼ -37,7%	5 277,37	▼ -57,9%	5 812,64	▼ -61,7%	5 575,00	▼ -60,1%
PEAK	UAH/MWh	2 646,25	3 739,95	▼ -29,2%	5 221,54	▼ -49,3%	5 835,08	▼ -54,6%	5 780,38	▼ -54,2%
OFFPEAK	UAH/MWh	1 801,40	3 313,25	▼ -45,6%	5 333,22	▼ -66,2%	5 790,19	▼ -68,9%	5 369,64	▼ -66,5%

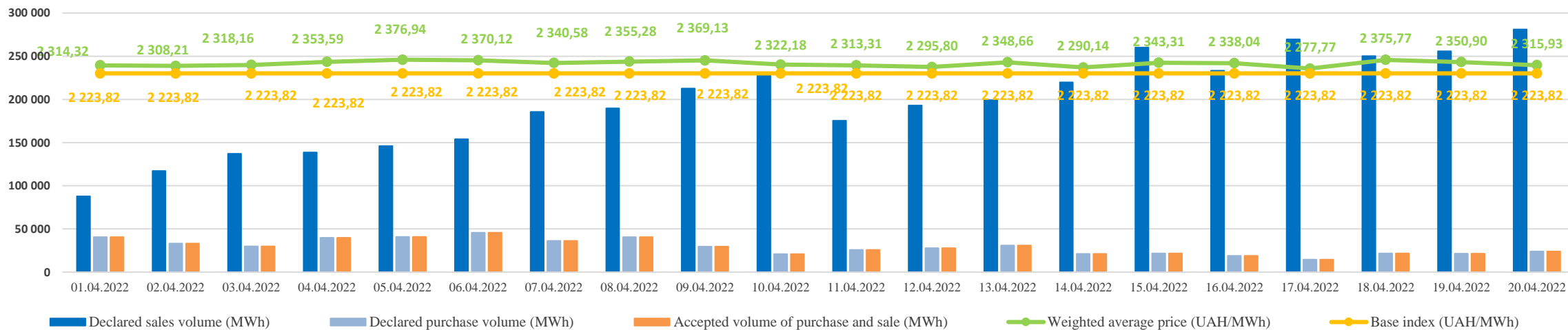
The DAM average prices for 20 days of April 2022 remain lower than the corresponding figures of neighboring countries by 37,7%-61,7%.

	IDM		Comparison with other countries			
	IPS	SK	CZ			
Price:		IPS/SK	IPS/CZ			
Weighted average	UAH/MWh	2 633,57	5 362,98	▼ -50,9%	5 361,35	▼ -50,9%

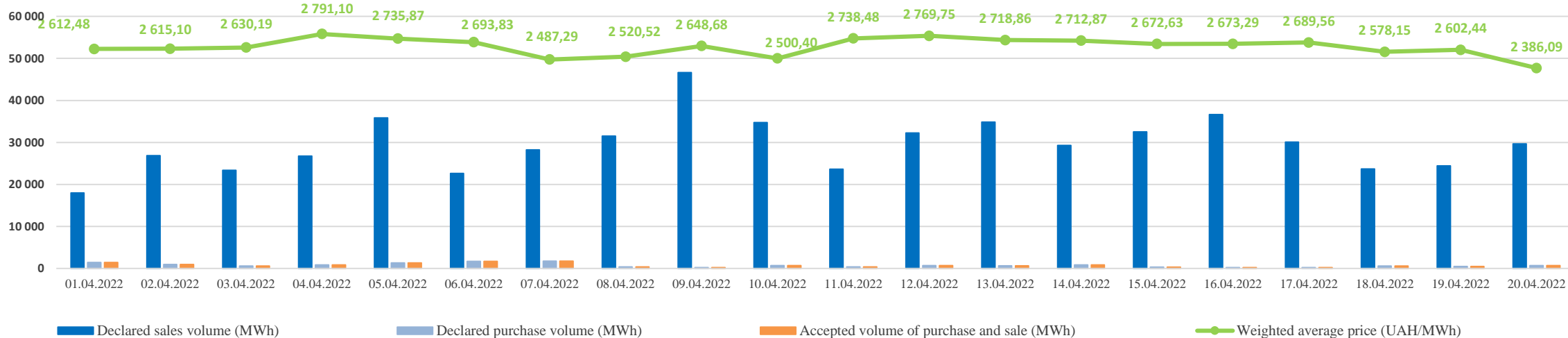
The IDM weighted average prices for 20 days of April 2022 are lower than the corresponding figures of European countries by 50,9%.

CONSOLIDATED ORDERS FOR SALE AND PURCHASE ON THE DAM AND IDM

Day-ahead market



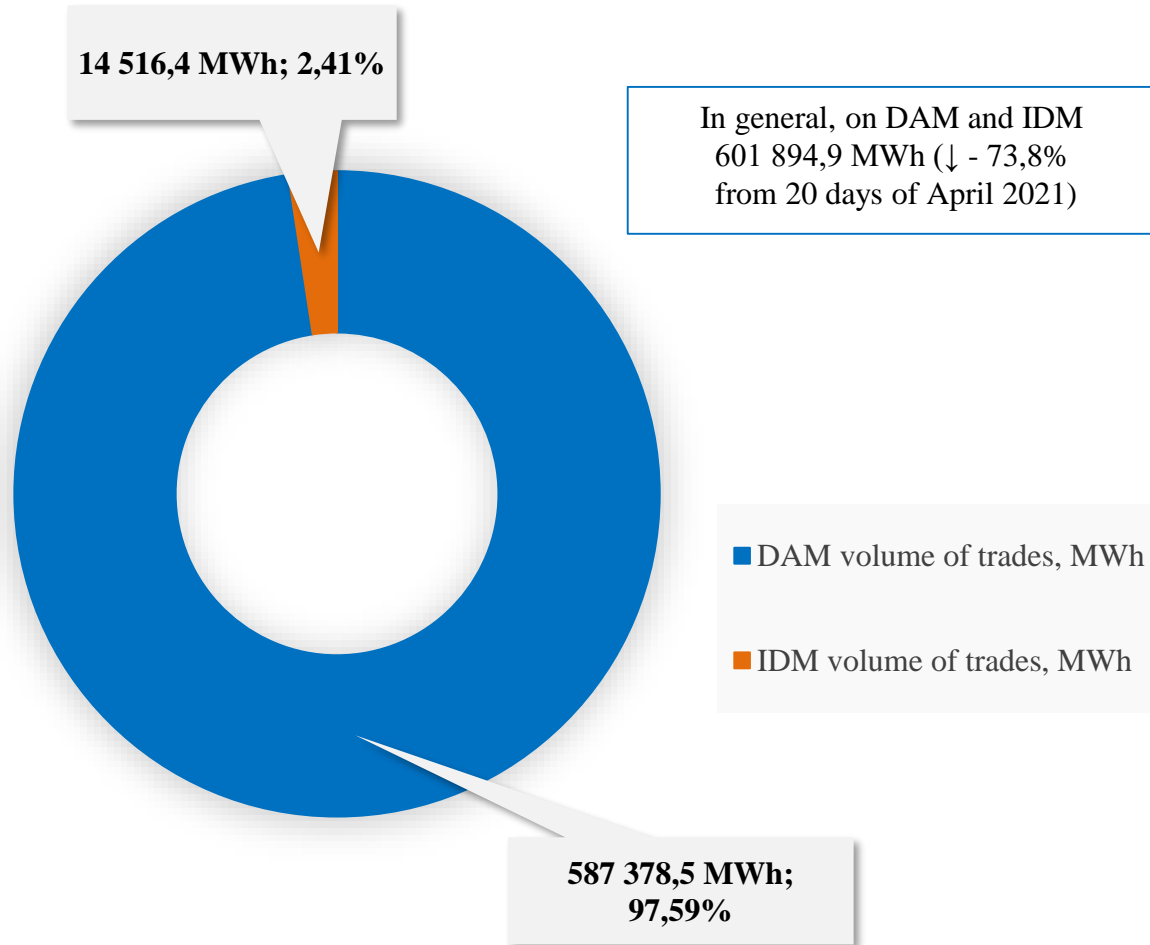
Intraday market



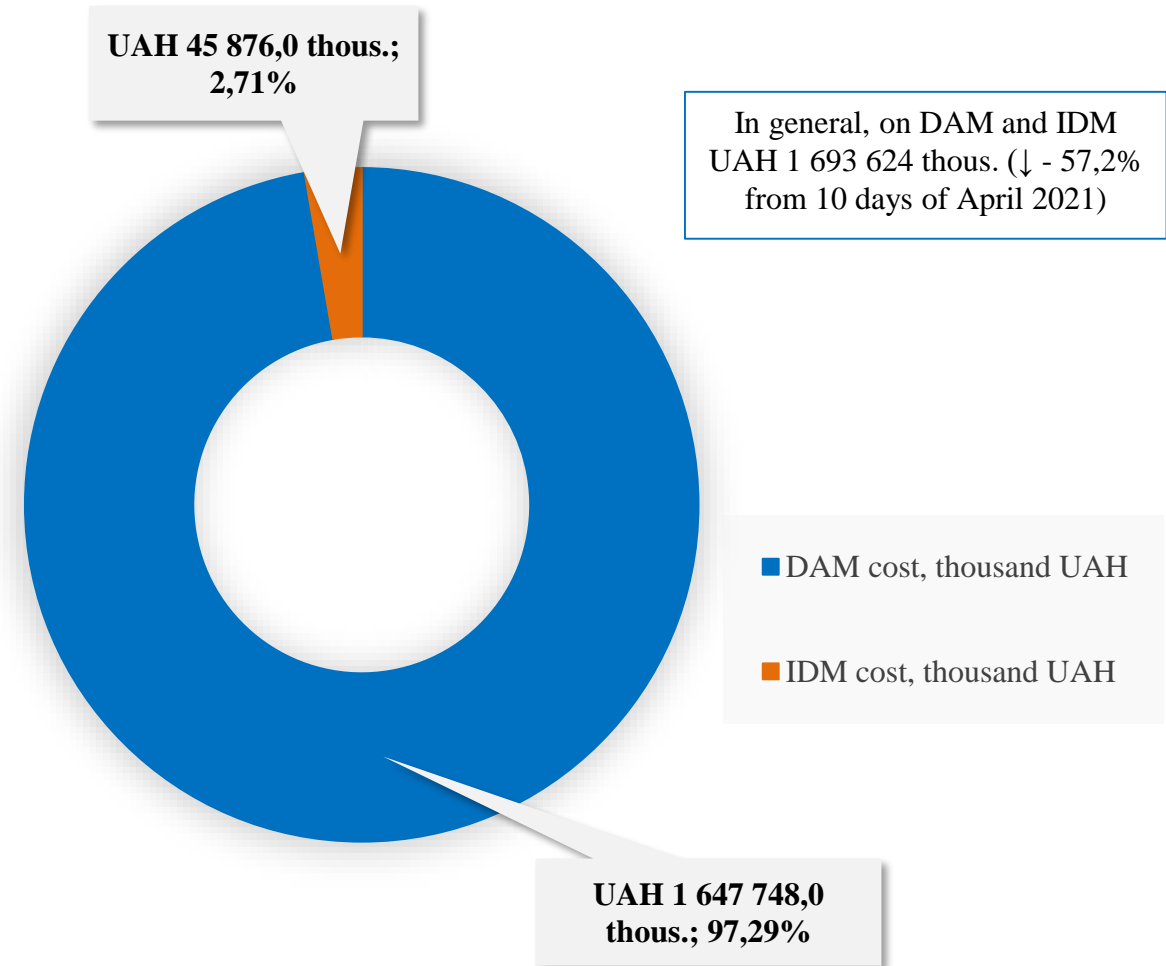
* - All prices are net of VAT

VOLUME AND COST OF ACCEPTED ELECTRICITY ON THE DAM AND IDM FOR 20 DAYS OF APRIL 2022

DAM and IDM volume of trades

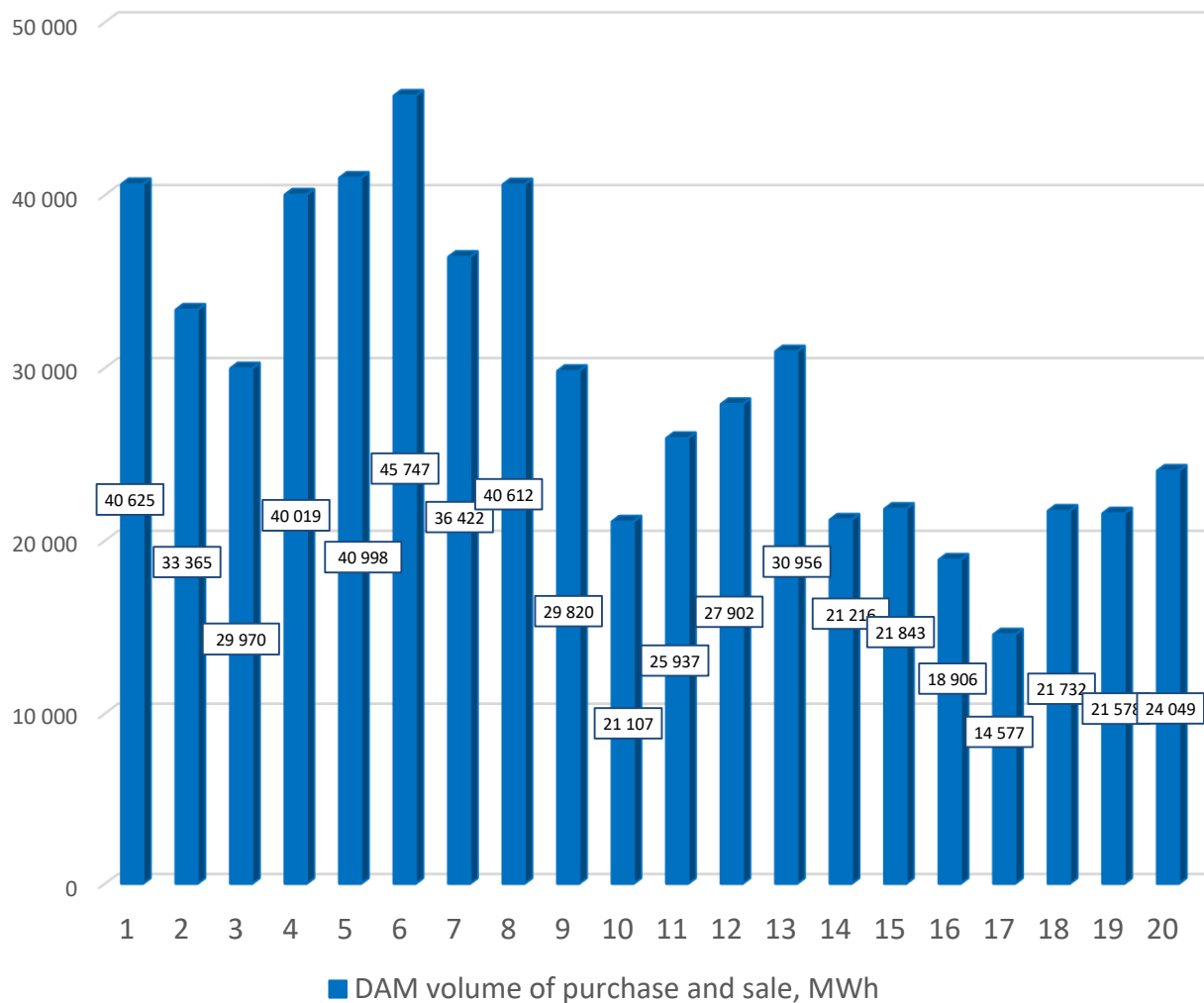


DAM and IDM cost indicators

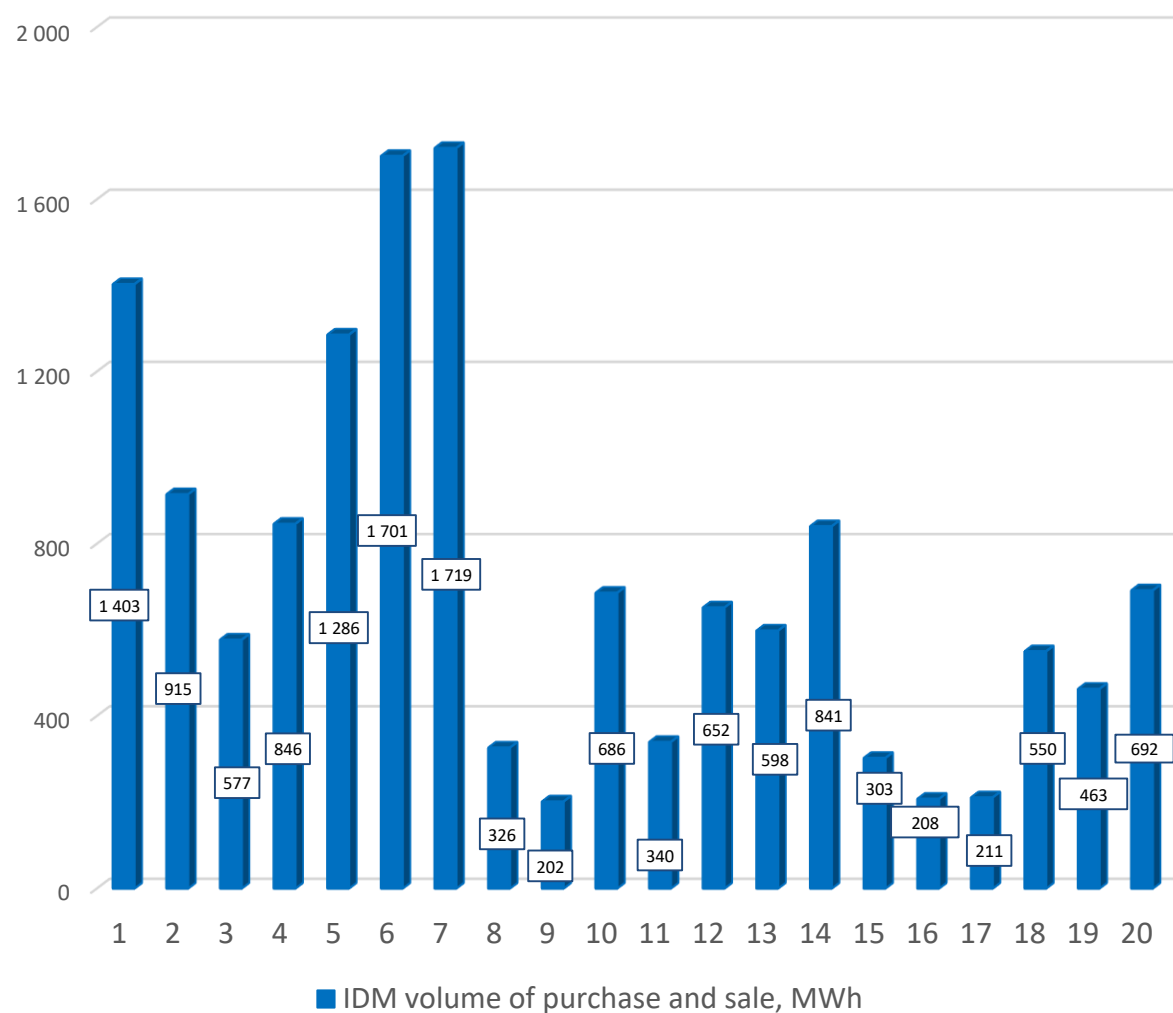


DAM/IDM VOLUMES OF PURCHASE AND SALE FOR 20 DAYS OF APRIL 2022

Day-ahead market

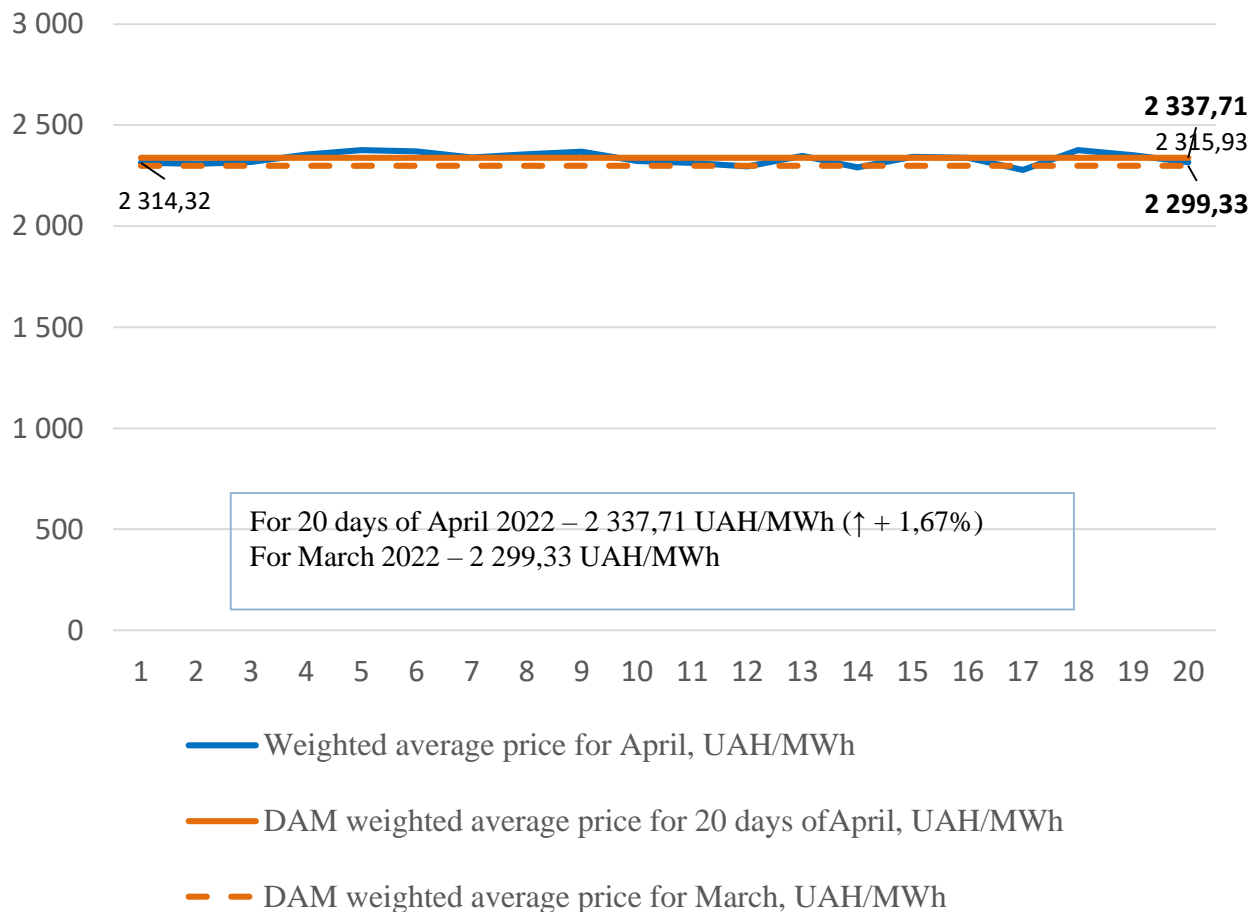


Intraday market

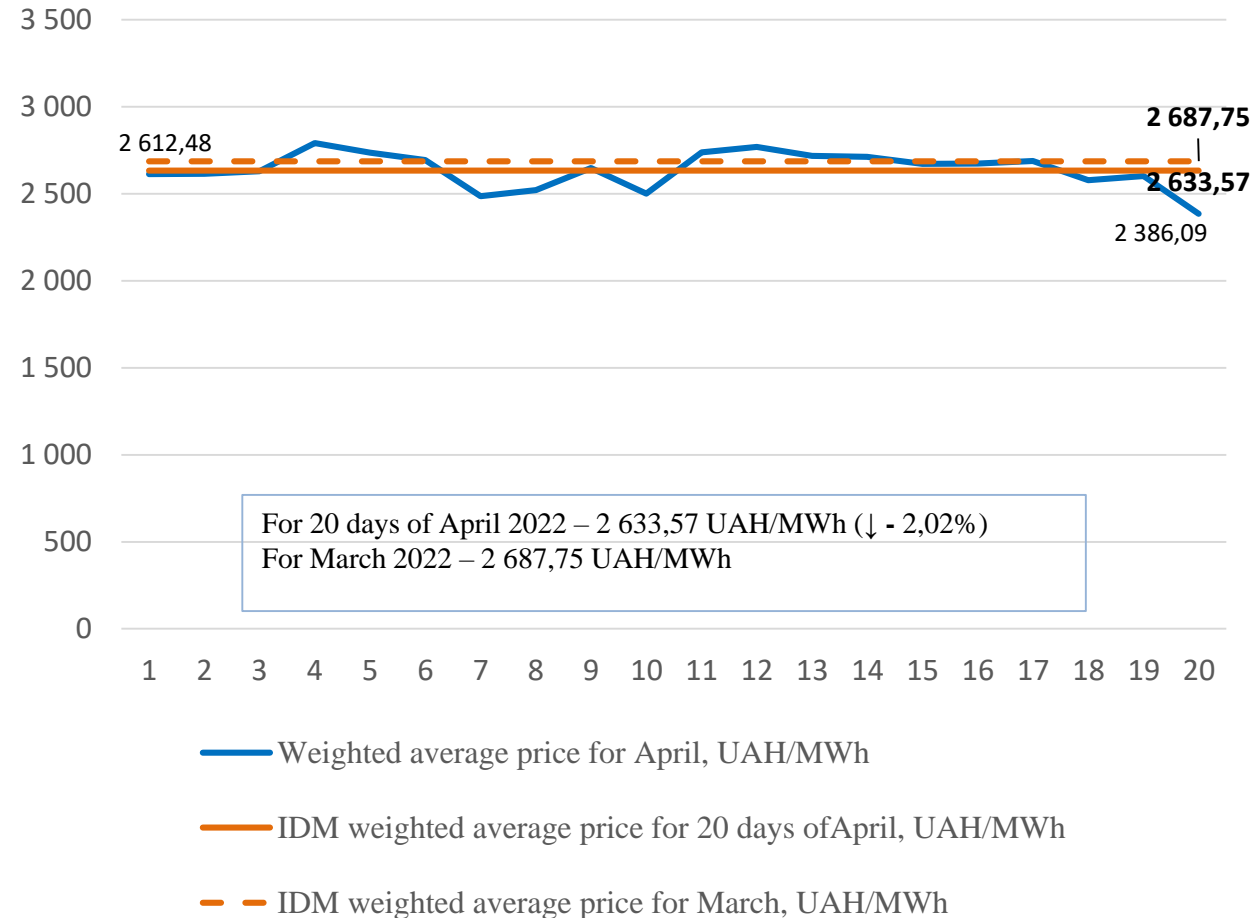


WEIGHTED AVERAGE PRICES OF ELECTRICITY PURCHASE AND SALE FOR 20 DAYS OF APRIL 2022

DAM weighted average prices*



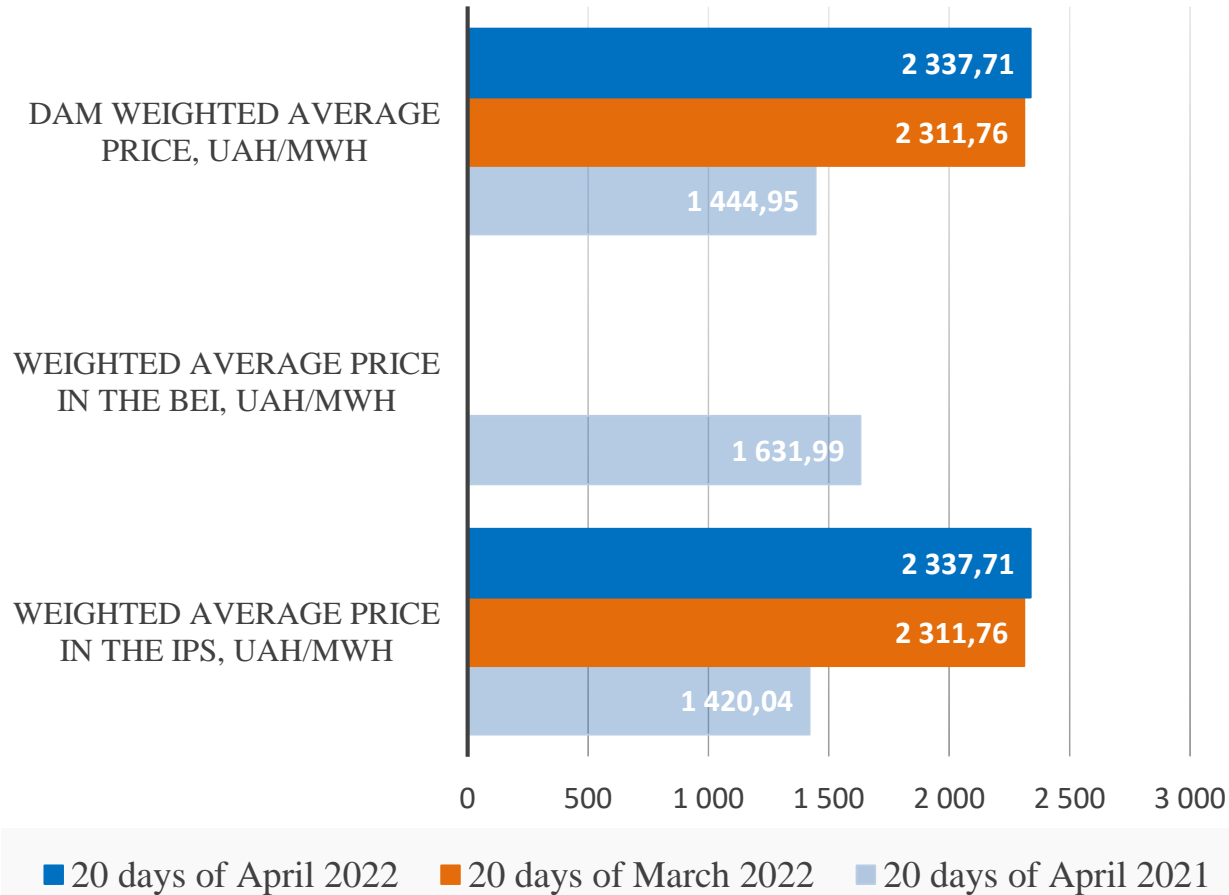
IDM weighted average prices*



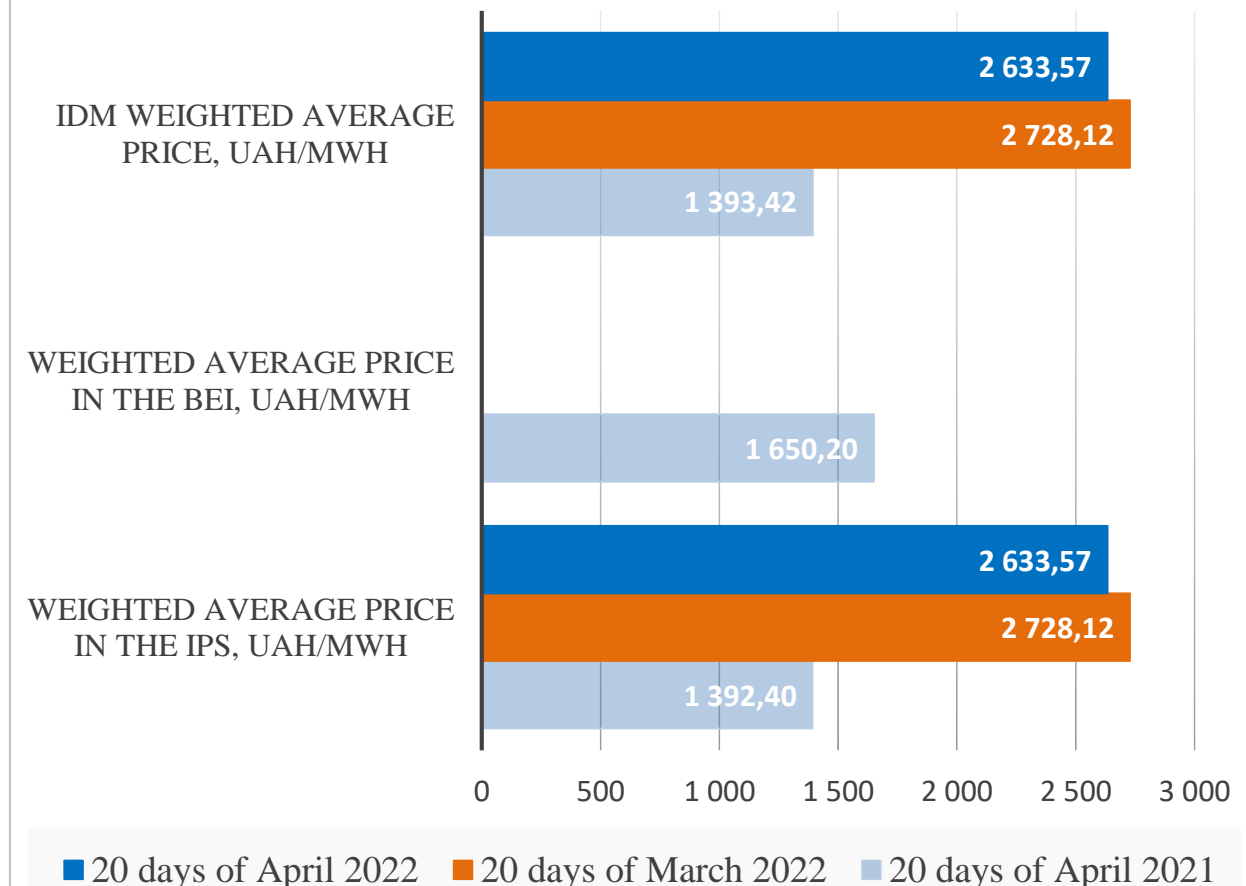
* - All prices are net of VAT

COMPARISON OF WEIGHTED AVERAGE PRICES ON THE DAM AND IDM FOR 10 DAYS OF MARCH, APRIL 2022 AND APRIL 2021

Day-ahead market



Intraday market



*- According to the resolution of the National Energy and Utilities Regulatory Commission №1179, dated October 5, 2018, SE Market Operator determines and publishes the DAM weighted average actual price of electricity for the first 20 days of the previous settlement period on its official website no later than the 25th day of the previous settlement period.