



**О П Е Р А Т О Р  
Р И Н К У**

/ Е Н Е Р Г І Я Р І В Н О В А Г И /

# COMPARATIVE ANALYSIS

of operating of the day-ahead market  
and the intraday market

for 10 days of April and March 2022

*Market Surveillance Department  
Surveillance division  
12.04.2022*

# THE MAIN INDICATORS OF DAM AND IDM FOR 10 DAYS OF APRIL 2022

## ► Day-ahead market

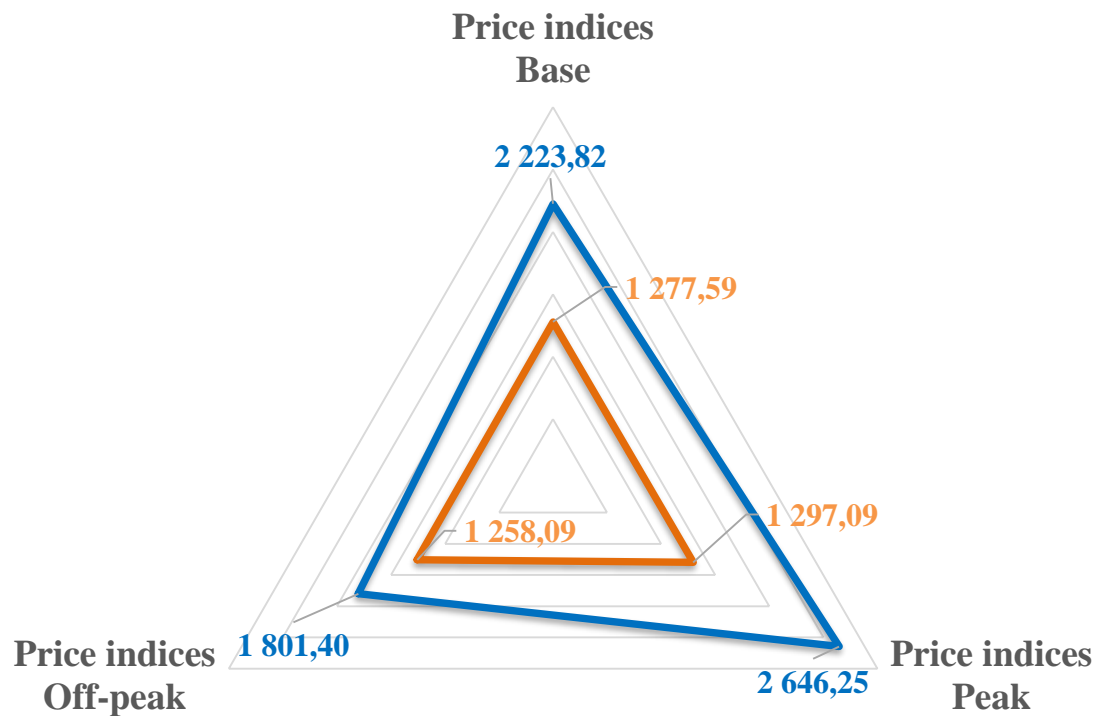
Indicator	1 decade of April 2022	1 decade of March 2022	Change,%	3 decade of March 2022	Change,%
Base index (IPS), UAH/MWh	2 223,82	2 223,82	0,00%	2 227,16	↓ - 0,15%
Peak index (IPS), UAH/MWh	2 646,25	2 646,25	0,00%	2 646,25	0,00%
Off-peak index (IPS), UAH/MWh	1 801,40	1 801,40	0,00%	1 804,89	↓ - 0,19%
DAM weighted average price, UAH/MWh	2 345,05	2 340,51	↑ + 0,19%	2 276,94	↑ + 2,99%
DAM volume of purchase and sale, MWh	358 682,7	451 779,6	↓ - 20,61%	424 374,9	↓ - 15,48%
DAM average daily volume of trades, MWh	35 868,3	45 178,0	↓ - 20,61%	38 579,5	↓ - 7,03%

## ► Внутрішньодобовий ринок

Indicator	1 decade of April 2022	1 decade of March 2022	Change,%	3 decade of March 2022	Change,%
IDM weighted average price, UAH/MWh	2 627,58	2 772,29	↓ - 5,22%	2 579,89	↑ + 1,85%
IDM volume of purchase and sale, MWh	9 660,3	26 439,1	↓ - 63,46%	15 055,0	↓ - 35,83%
IDM average daily volume of trades, MWh	966,0	2 643,9	↓ - 63,46%	1 368,6	↓ - 29,42%

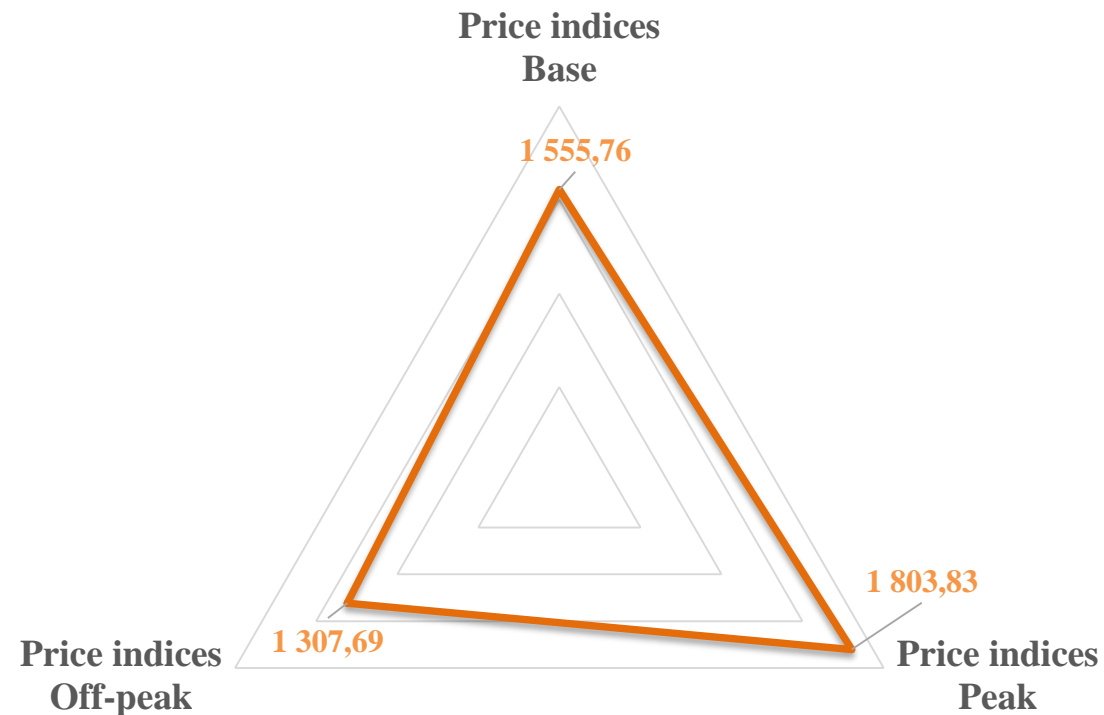
# DAM PRICE INDICES COMPARISON FOR 10 DAYS OF APRIL 2022 AND DAYS OF APRIL 2021

Trading zone: IPS of Ukraine



— 10 days of April 2022    — 10 days of April 2021

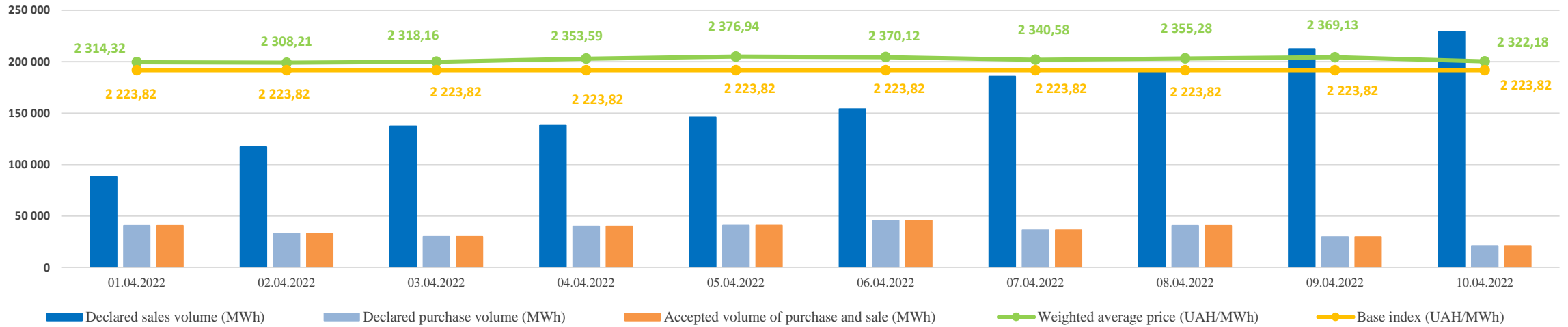
Trading zone: Burshtyn TPP Island



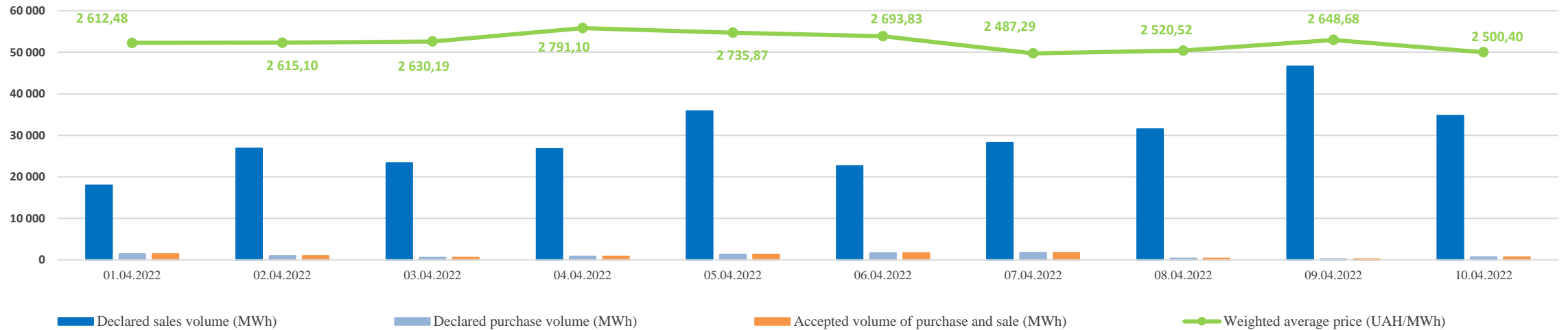
— 10 days of April 2022    — 10 days of April 2021

# CONSOLIDATED ORDERS FOR SALE AND PURCHASE ON THE DAM AND IDM

## Day-ahead market



## Intraday market



\* - All prices are net of VAT

# PRICES. PRICES COMPARISON OF EUROPEAN COUNTRIES FOR 10 DAYS OF APRIL 2022

IPS	DAM		Comparison with other countries							
	IPS	PL	RO	HU	SK	IPS/PL	IPS/RO	IPS/HU	IPS/SK	
Prices:										
BASE	UAH/MWh	2 223,82	3 060,51	4 722,04	5 399,88	5 017,85	▼ -27,3%	▼ -52,9%	▼ -58,8%	▼ -55,7%
PEAK	UAH/MWh	2 646,25	3 225,76	4 744,78	5 710,63	5 654,07	▼ -18,0%	▼ -44,2%	▼ -53,7%	▼ -53,2%
OFFPEAK	UAH/MWh	1 801,40	2 833,41	4 699,28	5 089,00	4 381,63	▼ -36,4%	▼ -61,7%	▼ -64,6%	▼ -58,9%

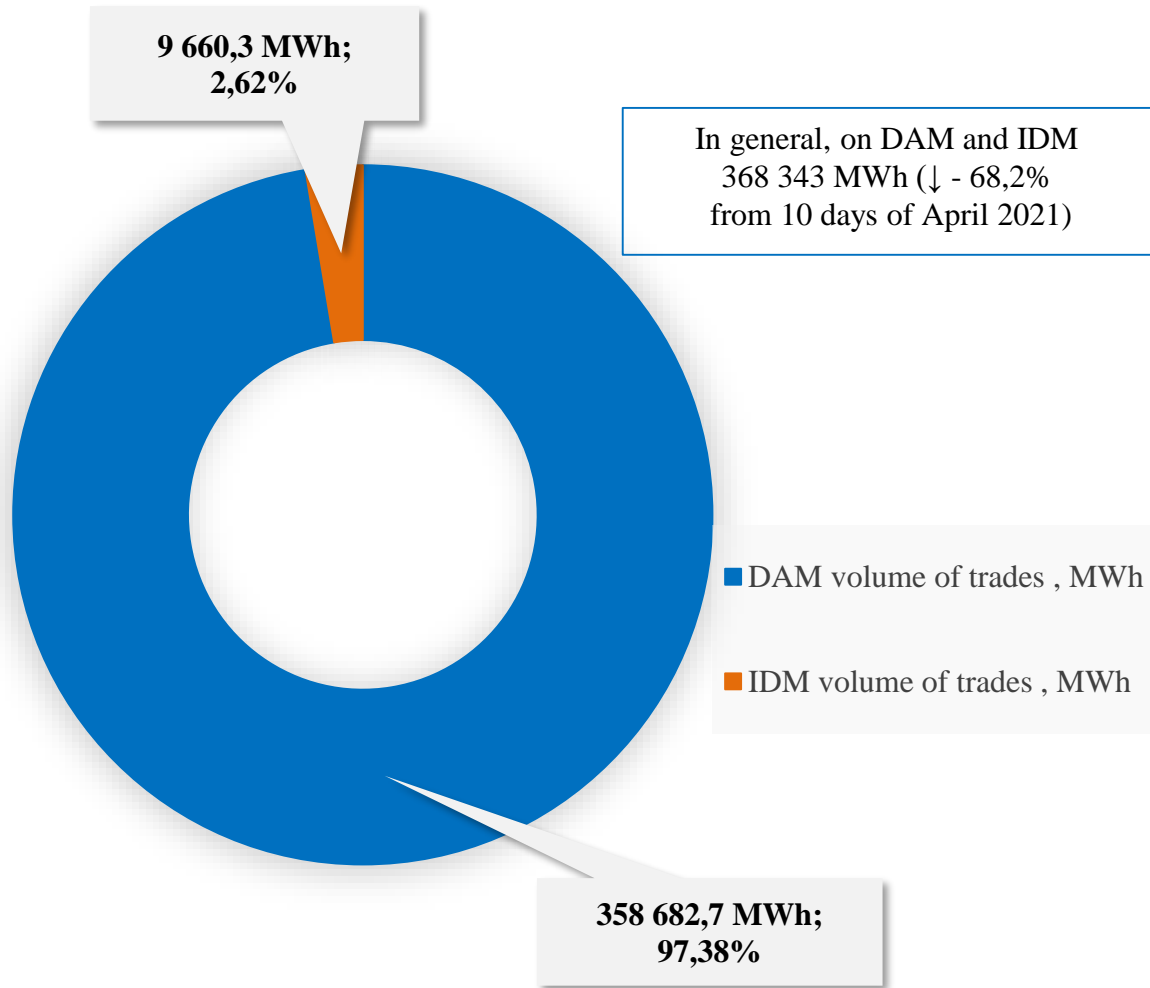
The DAM average prices for 10 days of April 2022 remain lower than the corresponding figures of neighboring countries by 27,3%-58,8%.

	IDM		Comparison with other countries			
	IPS	SK	CZ	IPS/SK	IPS/CZ	
Price:						
Weighted average	UAH/MWh	2 627,58	5 441,18	5 006,16	▼ -51,7%	▼ -47,5%

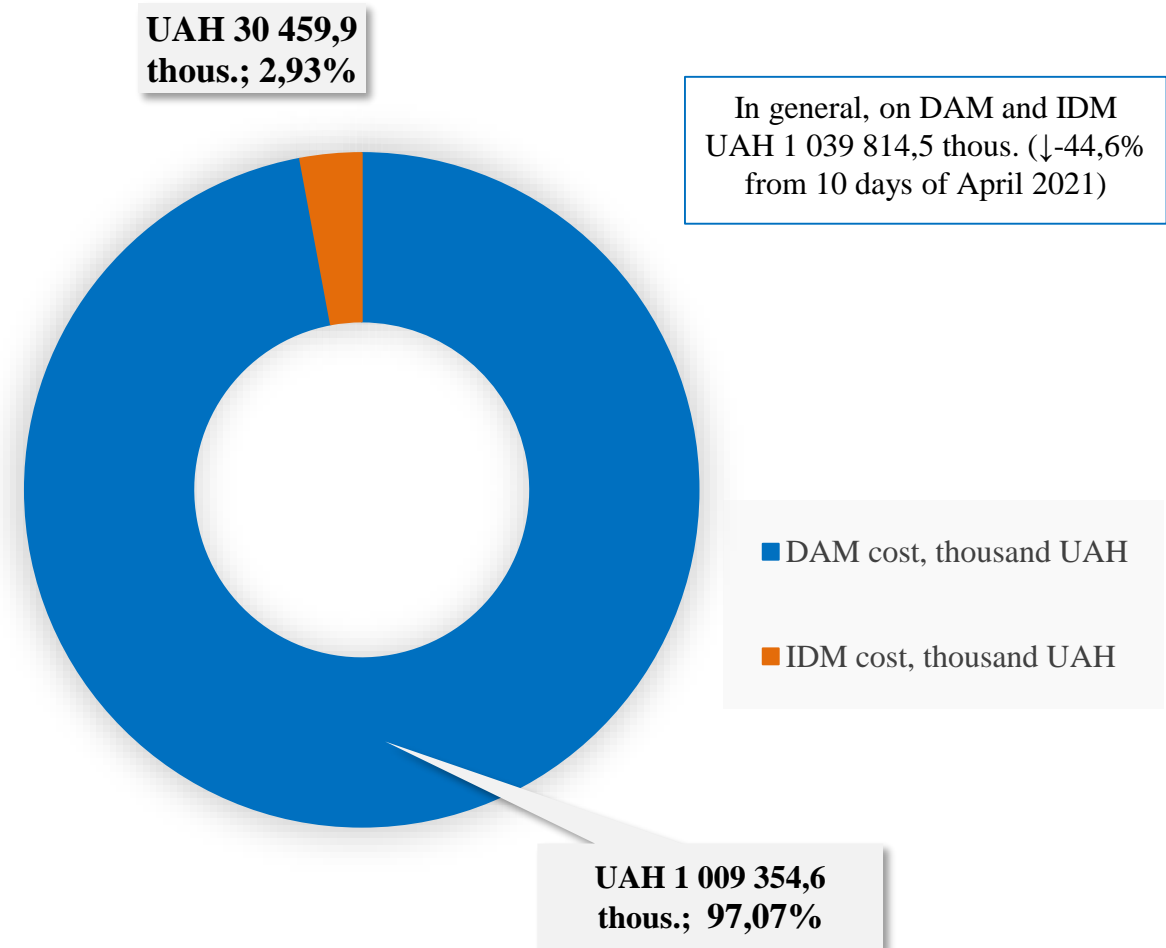
The IDM weighted average prices for 10 days of April 2022 are lower than the corresponding figures of European countries by 47,5%-51,7%.

# VOLUME AND COST OF ACCEPTED ELECTRICITY ON THE DAM AND IDM FOR 10 DAYS OF APRIL 2022

## DAM and IDM volume of trades

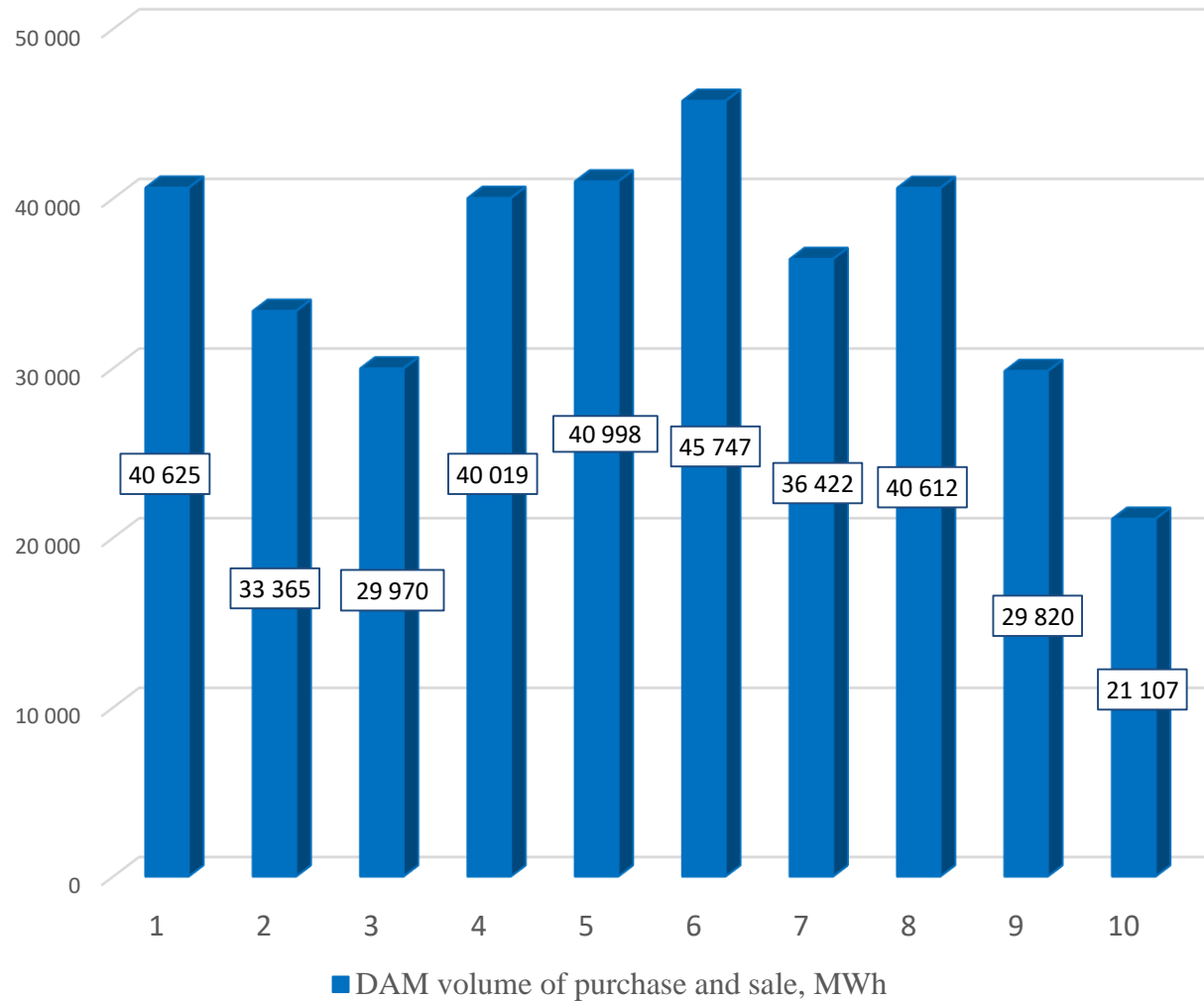


## DAM and IDM cost indicators

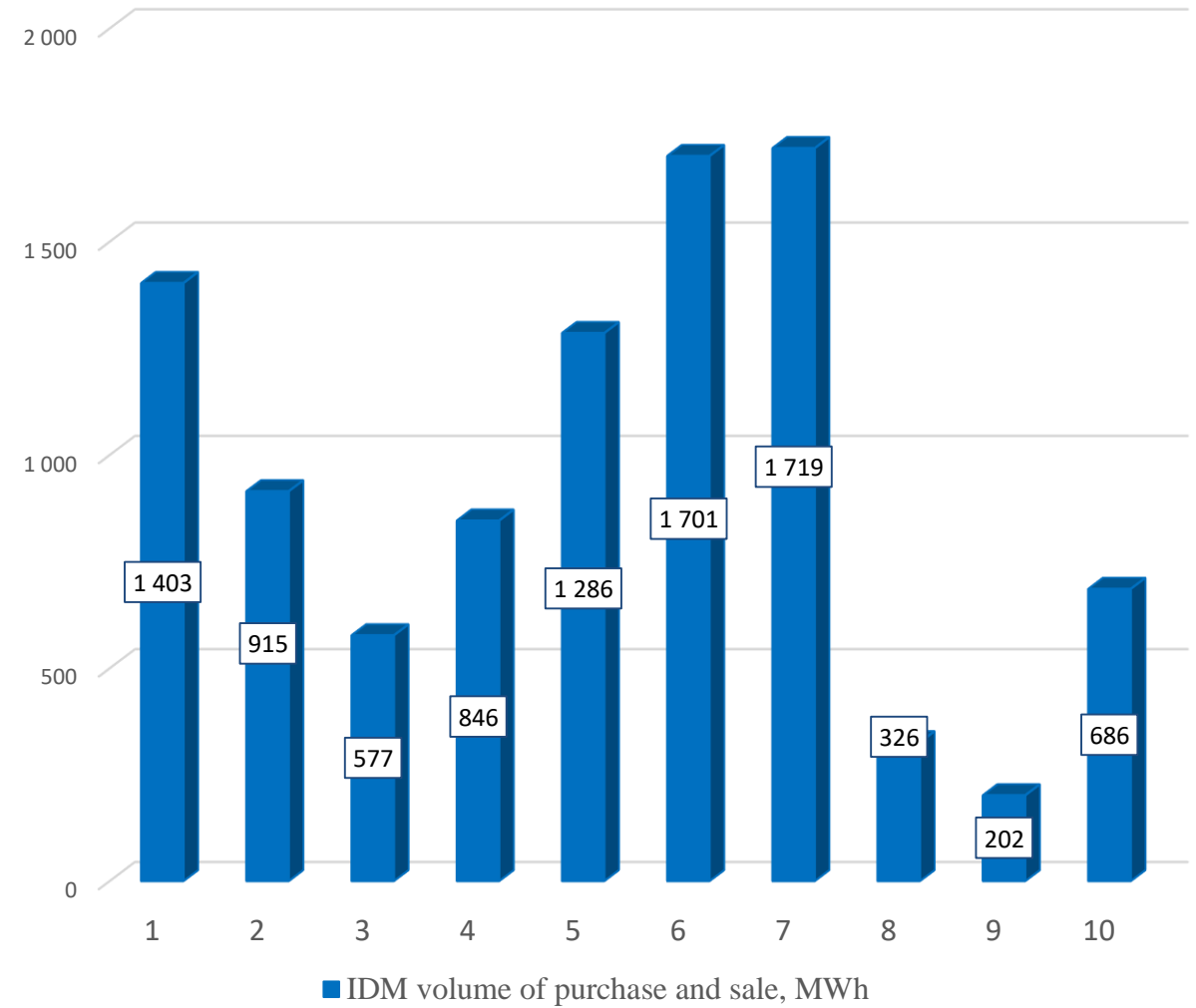


# DAM/IDM VOLUMES OF PURCHASE AND SALE FOR 10 DAYS OF APRIL 2022

## Day-ahead market

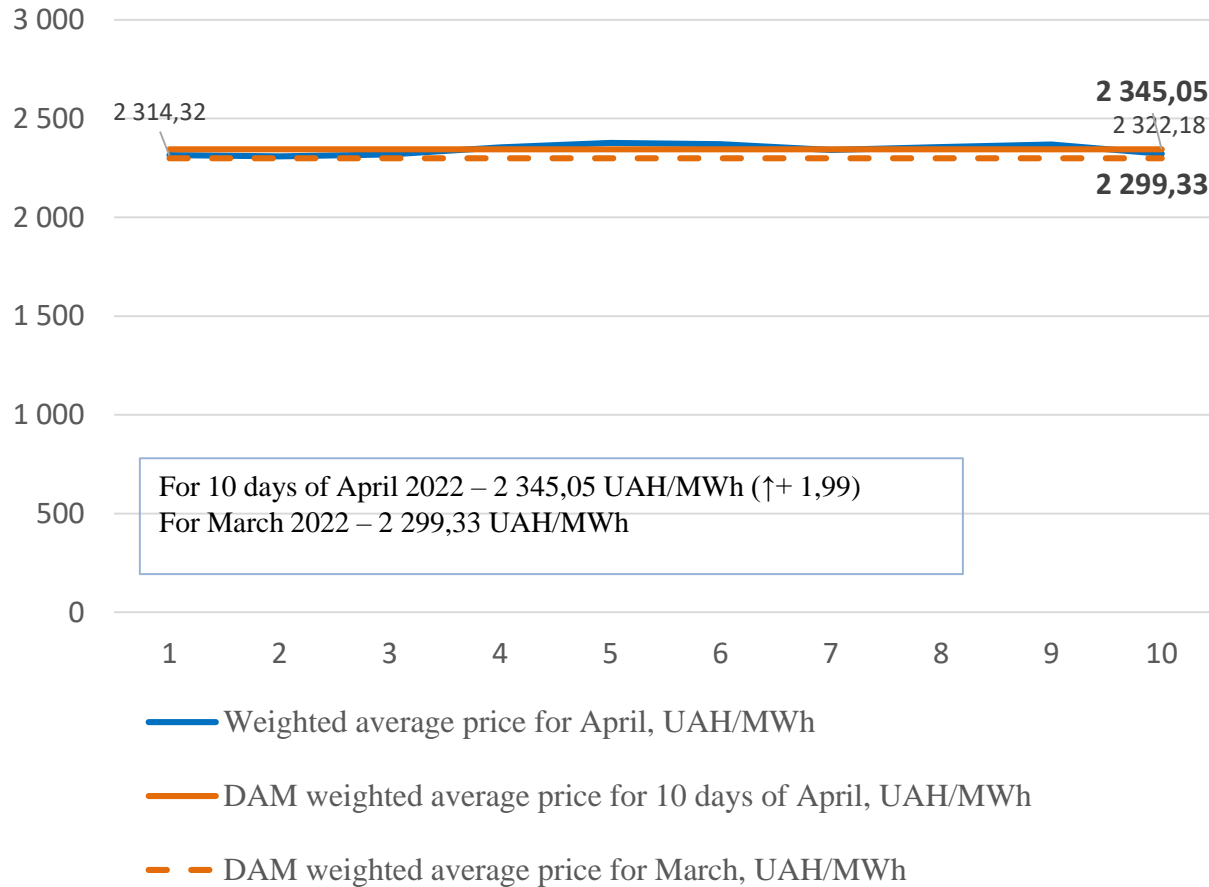


## Intraday market

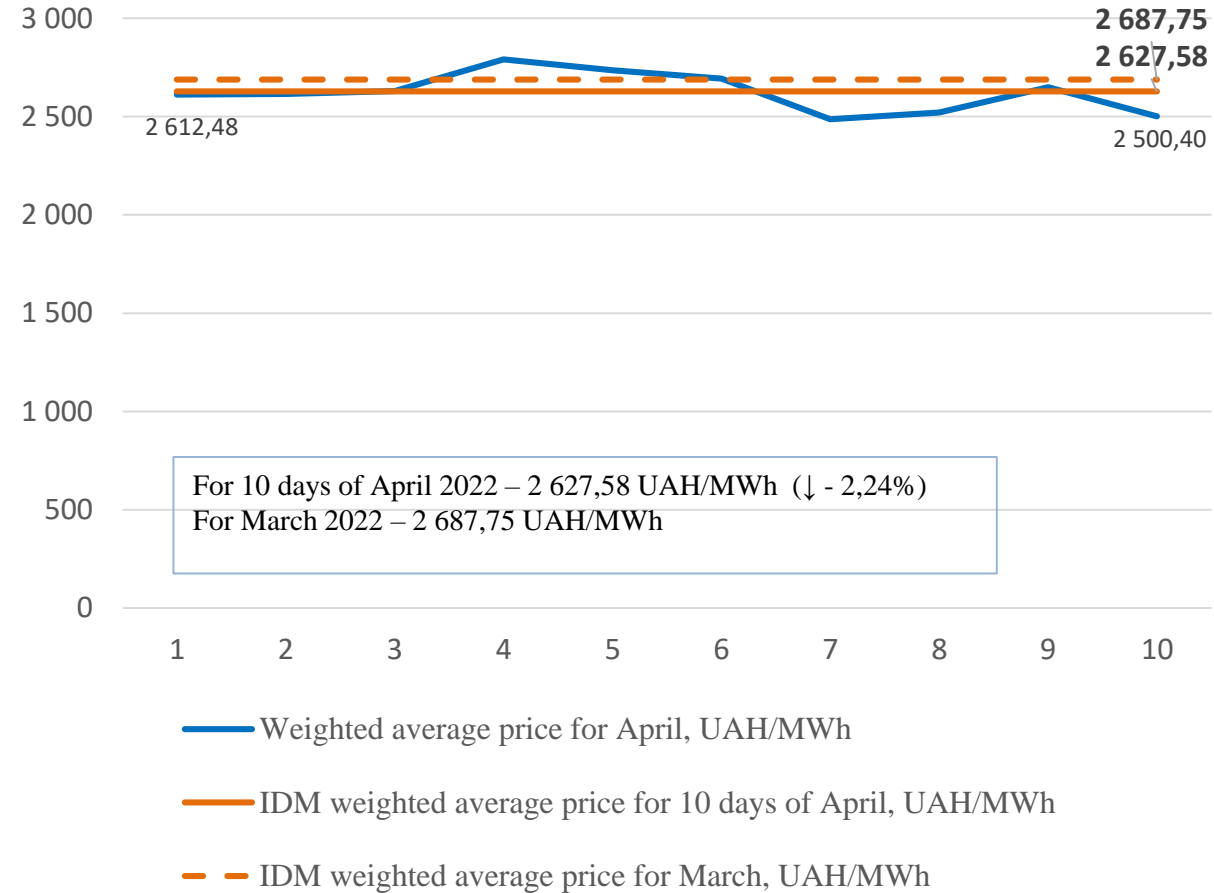


# WEIGHTED AVERAGE PRICES OF ELECTRICITY PURCHASE AND SALE FOR 10 DAYS OF APRIL 2022

## DAM weighted average prices\*



## IDM weighted average prices\*

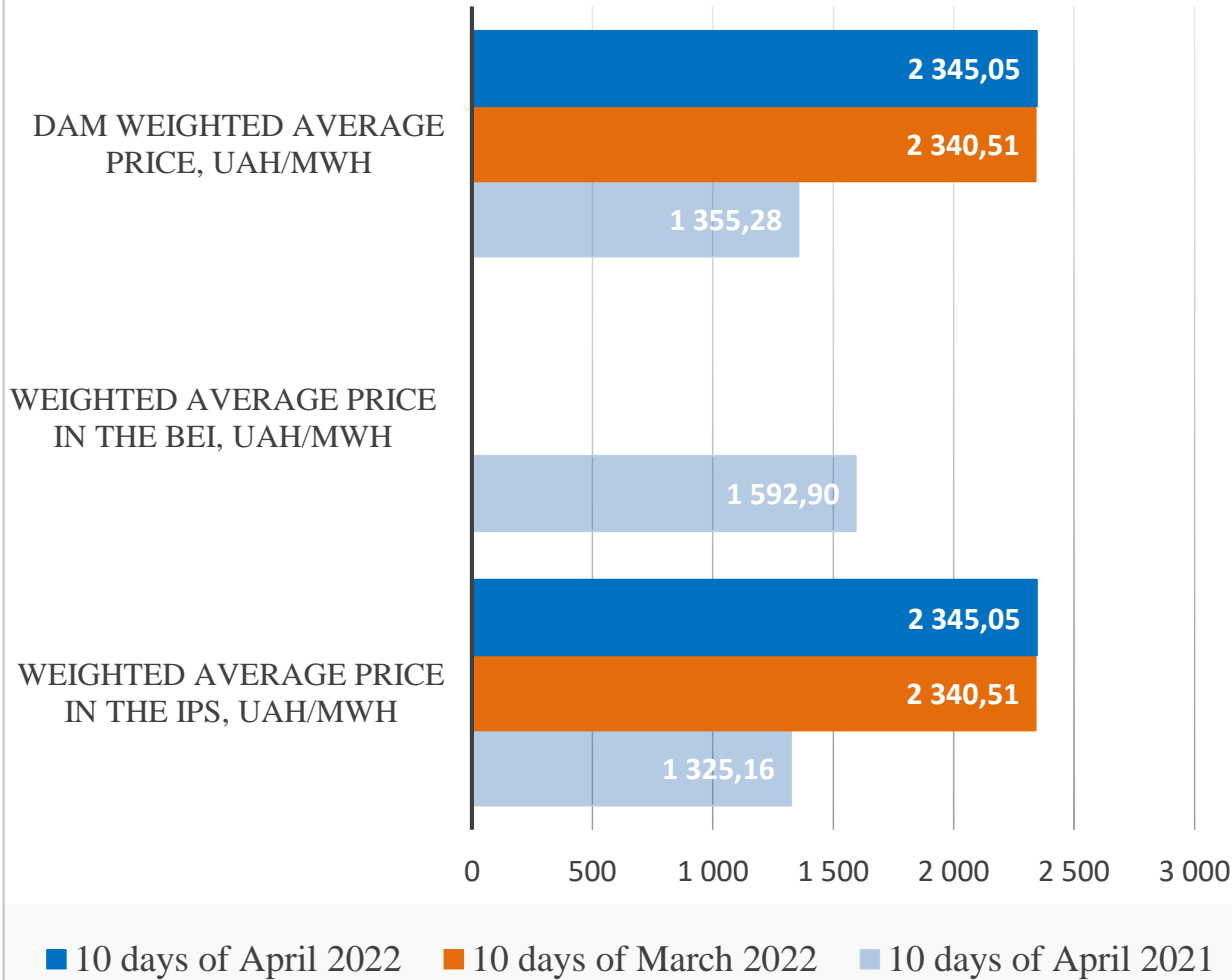


\* - All prices are net of VAT



# COMPARISON OF WEIGHTED AVERAGE PRICES ON THE DAM AND IDM FOR 10 DAYS OF MARCH, APRIL 2022 AND APRIL 2021

## Day-ahead market



## Intraday market

